



Board of Directors Regular Meeting Notice  
Monday, September 26, 2016  
Closed Session: 5:00 PM | Open Session: 6:00 PM

Locations:  
AAS Central Office  
850 Hampshire Road, Suite P  
Thousand Oaks, CA 91361

All open session documents that are distributed to the Board of Directors are available for public review in the Academy of Arts and Sciences Central Office located at 850 Hampshire Road, Suite P, Thousand Oaks. Additionally, the agenda and supporting documents are available online at [www.aascalifornia.org](http://www.aascalifornia.org).

Please note the meeting is recorded and live streamed at [www.aascalifornia.org](http://www.aascalifornia.org).

Consent Items – Items under Consent Items will be voted on in one motion unless a member of the Board requests that an item be removed and voted on separately, in which case, the Board Chair will determine when it will be called and considered for action.

Addressing the Board – Board meetings are meetings of the Board of Directors and will be held in a civil, orderly and respectful manner. All public comments or questions should be addressed to the Board through the Chair of the Board. To ensure an orderly meeting and an equal opportunity for each speaker, persons wishing to address the Board must complete a Speaker Request Card and submit it to Miguel Aguilar, Executive Assistant to the CEO. The Speaker Request Card must contain speaker name, contact number or email, and subject matter and submitted to the Executive Assistant to the CEO prior to the beginning of the Public Comment section of the meeting. Members of the public may address the Board on any matter within the Board’s jurisdiction and have **three (3) minutes each** to do so. The total time of each subject will be fifteen (15) minutes, unless additional time is requested by a Board Member and approved by the Board.

The Board may not deliberate or take action on items that are not on the agenda. However, the Board may give direction to staff following a presentation. The Chair is in charge of the meeting and will maintain order, set the time limits for the speakers and the subject matter, and will have the prerogative to remove any person who is disruptive of the Board meeting. The Board of Directors may place limitations on the total time to be devoted to each topic if it finds that the numbers of speakers would impede the Board’s ability to conduct its business in a timely manner. The Board of Directors may also allow for additional public comment and questions after reports and presentations if it deems necessary.

For questions or requests regarding accessibility, please call Miguel Aguilar at (805) 807-8199.



AAS Board of Directors Meeting  
850 Hampshire Road, Suite P  
Thousand Oaks, CA 91361  
aascalifornia.org

**Agenda**

Monday, September 26, 2016

Closed Session: 5:00 PM | Open Session: 6:00 PM

**1. CALL TO ORDER**

Roll Call

Approval of September 26, 2016 Regular Meeting Agenda

**2. CLOSED SESSION**

- CONFERENCE WITH LEGAL COUNSEL – EXISTING LITIGATION (Paragraph (1) of subdivision (d) of Section 54956.9)
  1. Name of Case: San Diego Unified School District, Case No. 37-2015-00033720-CU-WM-CTL
- CONFERENCE WITH LEGAL COUNSEL – EXISTING LITIGATION (Paragraph (1) of subdivision (d) of Section 54956.9)
  1. Name of Case: New Jerusalem Elementary School District v. AASCS, Case No. STK-CV-UMC-2016-1072
- PUBLIC EMPLOYEE PERFORMANCE EVALUATION  
Title: President & CEO

**3. RECONVENE FROM CLOSED SESSION**

Roll Call

Closed Session Report

**4. CONSENT ITEMS**

- Approval of the June 27, 2016 Annual Meeting Minutes
- Approval of the 2015-16 Unaudited Actuals
- Approval of the Check Registry for July & August 2016
- Approval of Certification of Signatures

**5. PUBLIC COMMENT**

**6. REPORTS**

- CEO Report
- Finance Committee Report
  - i. Charter Vision Presentation by CSMC

**7. UNFINISHED BUSINESS**



**8. NEW BUSINESS**

- Review and Approve the 2016-17 Amended Operating Budget
- Review and Approve the Charter Renewal Petitions
  - i. AAS Del Mar
  - ii. AAS Sonoma
  - iii. AAS Thousand Oaks & Simi Valley

**9. ADJOURNMENT**

Next Meeting: Monday, November 28 at 5 pm

**Upcoming Committee Meetings:**

Academic Affairs Committee  
Thursday, October 13 at 1 pm

Finance Committee  
Tuesday, October 18 at 2 pm

Personnel Committee  
Wednesday, October 19 at 9 am

Finance Committee  
Tuesday, November 15 at 2 pm



Board of Directors' Annual Meeting  
850 Hampshire Road, Suite C, Thousand Oaks, CA 91361  
aascalifornia.org

**Minutes**

Monday, June 27, 2016  
6:00 PM PST

**1. CALL TO ORDER**

Meeting was called to order by Mr. McDonald at 6:00 PM.

Mr. Peter McDonald, Mr. Matt Koblick, Mr. Joe Cummings, and Dr. Kathy Granger were present; Dr. Miriam Cohen was absent. Mr. J.J. Lewis, CEO and Ms. Julie Troletti, Director of Information Services and Board Recording Secretary, were also present.

**2. ORGANIZATION OF THE BOARD OF DIRECTORS**

- Election of Chairperson

Motion by Granger, second by Koblick to elect Mr. Peter McDonald as Board Chairperson.

Vote was taken by roll call:

Mr. Peter McDonald	AYE
Dr. Kathy Granger	AYE
Mr. Matt Koblick	AYE
Mr. Joe Cummings	AYE

Motion passes 4-0

- Election of Secretary

Motion by McDonald, second by McDonald to elect Dr. Miriam Cohen as Board Secretary.

Vote was taken by roll call:

Mr. Peter McDonald	AYE
Dr. Kathy Granger	AYE
Mr. Matt Koblick	AYE
Mr. Joe Cummings	AYE

Motion passes 4-0



- Election of Treasurer

Motion by Cummings, second by McDonald to elect Dr. Kathy Granger as Board Treasurer.

Vote was taken by roll call:

Mr. Peter McDonald	AYE
Dr. Kathy Granger	AYE
Mr. Matt Koblick	AYE
Mr. Joe Cummings	AYE

Motion passes 4-0

### 3. CONSENT ITEMS

- Approval of the June 27, 2016 Annual Meeting Agenda
- Approval of the March 27, 2016 Regular Meeting Minutes
- Approval of the May 10, 2016 Special Meeting Minutes
- Approval of the June 25, 2016 Public Hearing Minutes
- Approval of the Amended Board Policy Manual
- Approval of the 2016-17 Parent/Scholar Handbook
- Approval of the 2016-17 Staff Handbook
- Approval of Resolution 2016-01 on EPA Funds
- Approval of the Check Registry for March, April & May 2016

Discussion: Due to absences at past meetings, it was suggested that the minutes from May 10, 2016 and June 25, 2016 be pulled out and placed into New Business before the LCAP.

Motion made by Granger, second by Cummings to approve consent items with minutes from May 10, 2016 and June 25, 2016 moved from Consent Items to New Business.

Vote was taken by roll call:

Mr. Peter McDonald	AYE
Dr. Kathy Granger	AYE
Mr. Matt Koblick	AYE
Mr. Joe Cummings	AYE

Motion passes 4-0

### 4. PUBLIC COMMENT

No Public Comment



## 5. REPORTS

### ➤ CEO Report

We had 45 scholars graduate this year and held graduation ceremonies in Sonoma, San Diego, and Thousand Oaks.

Two Open Houses were held in San Diego and Thousand Oaks for both new and current scholars and families.

Planning Surveys were sent to all stakeholders. There was a great response with helpful information that will help with planning for next year.

Our enrollment for the year ended with a total of 2,036 scholars that attended AAS during the 2015-16 school year.

Julie Troletti will be presenting at the annual iNACOL Conference in October.

J.J. Lewis will visit all of our authorizers twice a year.

Joel Manwarren introduced his staff of Academic Affairs:

Erin Smith, Instructional Services Manager

Debra Stephen, Counseling Services Manager

Ellie Watkins, Special Education Manager

Julie Troletti introduced her staff of Information Services:

Amy Marchese, Scholar Support Manager

Jessica Franco, Information Services Manager

Lisa Fishman introduced her staff of Operations:

Sophie Travino, HR Generalist

David Brasch, IT Coordinator

Division Employee of the Year Recognition:

Karle Roberts, Academic Affairs Division

Karla Gonzalez, Information Services Division

Sophie Travino, Operations Division

AAS Employee of the Year Recognition:

Sophie Travino

Learning Coach of the Year Recognition:

Elementary School, Robert Nahm

Middle School, Amber Cascadden

High School, Yolanda Vogels

## 6. UNFINISHED BUSINESS

There was no Unfinished Business



## 7. NEW BUSINESS

- Approval of Minutes from the June 25, 2016 Meeting

Motion by Granger, second by McDonald to approve minutes from June 25, 2016.

Vote was taken by roll call:

Mr. Peter McDonald	AYE
Dr. Kathy Granger	AYE
Mr. Matt Koblick	AYE
Mr. Joe Cummings	Abstain

Motion passes 3-0-1

- Approval of Minutes from the May 10, 2016 Meeting

Motion by Cummings, second by Koblick to approve minutes from May 10, 2016.

Vote was taken by roll call:

Mr. Peter McDonald	AYE
Dr. Kathy Granger	Abstain
Mr. Matt Koblick	AYE
Mr. Joe Cummings	AYE

Motion passes 3-0-1

- Adoption of the Local Control Accountability Plan (LCAP)

Motion by Granger, second by Koblick to approve LCAP.

Discussion: Granger commented that the LCAP was a clear plan that was easy to understand and quantitative. McDonald appreciated the use of layman terms and that the presentation was good and understandable.

Vote was taken by roll call:

Mr. Peter McDonald	AYE
Dr. Kathy Granger	AYE
Mr. Matt Koblick	AYE
Mr. Joe Cummings	AYE

Motion passes 4-0



➤ Adoption of 2016-17 Annual Budget

Motion by Cummings, second by Koblick to approve 2016-17 Budget.

Discussion: Granger liked the format of the individual and total budgets. The presentation was clear.

Vote was taken by roll call:

Mr. Peter McDonald	AYE
Dr. Kathy Granger	AYE
Mr. Matt Koblick	AYE
Mr. Joe Cummings	AYE

Motion passes 4-0

➤ Approval of Math Placement Policy

Motion by Granger, second by McDonald to approve Math Placement Policy.

Discussion: Joel Manwarren explained that the new policy will determine placement for scholars entering the 9<sup>th</sup> grade geometry or Algebra. There will be a check point during the 1<sup>st</sup> 3 days of a course to see if a scholar is in the correct math class. There will be an annual report out to the Board regarding the Math policy.

Vote was taken by roll call:

Mr. Peter McDonald	AYE
Dr. Kathy Granger	AYE
Mr. Matt Koblick	AYE
Mr. Joe Cummings	AYE

Motion passes 4-0

**8. CLOSED SESSION**

No Closed Session

**9. RECONVENE FROM CLOSED SESSION**

No Closed Session

**10. ADJOURNMENT:** Meeting adjourned at 6:34 PM



**CHARTER SCHOOL UNAUDITED ACTUALS  
FINANCIAL REPORT -- ALTERNATIVE FORM**

**July 1, 2015 to June 30, 2016**

Charter School Name: Academy of Arts and Sciences: Del Mar Elementary (K-5)

CDS #: AAS Del Mar Elementary 2015-16 Unaudited Actuals (1)

Charter Approving Entity: Mountain Empire

County: San Diego

Charter #: 1452

**This charter school uses the following basis of accounting:**

**(Please enter an "X" in the applicable box below; check only one box)**

**Accrual Basis** (Applicable Capital Assets/Interest on Long-Term Debt/Long-Term Liabilities/Net Position objects are 6900, 7438, 9400-9489, 9660-9669, 9796, and 9797)

**Modified Accrual Basis** (Applicable Capital Outlay/Debt Service/Fund Balance objects are 6100-6170, 6200-6500, 7438, 7439, and 9711-9789)

Description	Object Code	Unrestricted	Restricted	Total
<b>A. REVENUES</b>				
<b>1. LCFF Sources</b>				
State Aid - Current Year	8011	388,876.00		388,876.00
Education Protection Account State Aid - Current Year	8012	121,590.00		121,590.00
State Aid - Prior Years	8019	(8,104.00)		(8,104.00)
Transfers to Charter Schools in Lieu of Property Taxes	8096	185,158.00		185,158.00
Other LCFF Transfers	8091, 8097			0.00
Total, LCFF Sources		687,520.00	0.00	687,520.00
<b>2. Federal Revenues (see NOTE in Section L)</b>				
No Child Left Behind	8290			0.00
Special Education - Federal	8181, 8182			0.00
Child Nutrition - Federal	8220			0.00
Donated Food Commodities	8221			0.00
Other Federal Revenues	8110, 8260-8299			0.00
Total, Federal Revenues		0.00	0.00	0.00
<b>3. Other State Revenues</b>				
Special Education - State	StateRevSE		(7,382.39)	(7,382.39)
All Other State Revenues	StateRevAO	148,049.33	12,453.92	160,503.25
Total, Other State Revenues		148,049.33	5,071.53	153,120.86
<b>4. Other Local Revenues</b>				
All Other Local Revenues	LocalRevAO	2,351.25		2,351.25
Total, Local Revenues		2,351.25	0.00	2,351.25
<b>5. TOTAL REVENUES</b>				
		837,920.58	5,071.53	842,992.11
<b>B. EXPENDITURES (see NOTE in Section L)</b>				
<b>1. Certificated Salaries</b>				
Certificated Teachers' Salaries	1100	104,351.99		104,351.99
Certificated Pupil Support Salaries	1200			0.00
Certificated Supervisors' and Administrators' Salaries	1300	11,894.49		11,894.49
Other Certificated Salaries	1900		3,026.58	3,026.58
Total, Certificated Salaries		116,246.48	3,026.58	119,273.06
<b>2. Noncertificated Salaries</b>				
Noncertificated Instructional Salaries	2100			0.00
Noncertificated Support Salaries	2200			0.00
Noncertificated Supervisors' and Administrators' Salaries	2300	6,394.59		6,394.59
Clerical and Office Salaries	2400	17,272.30		17,272.30
Other Noncertificated Salaries	2900			0.00
Total, Noncertificated Salaries		23,666.89	0.00	23,666.89

**CHARTER SCHOOL UNAUDITED ACTUALS  
FINANCIAL REPORT -- ALTERNATIVE FORM**

**July 1, 2015 to June 30, 2016**

**Charter School Name:** Academy of Arts and Sciences: Del Mar Elementary (K-5)

**CDS #:** AAS Del Mar Elementary 2015-16 Unaudited Actuals (1)

Description	Object Code	Unrestricted	Restricted	Total
<b>3. Employee Benefits</b>				
STRS	3101-3102	10,068.49	210.63	10,279.12
PERS	3201-3202			0.00
OASDI / Medicare / Alternative	3301-3302	3,749.98		3,749.98
Health and Welfare Benefits	3401-3402	16,348.51	(9.58)	16,338.93
Unemployment Insurance	3501-3502	2,812.56		2,812.56
Workers' Compensation Insurance	3601-3602	2,500.32		2,500.32
OPEB, Allocated	3701-3702			0.00
OPEB, Active Employees	3751-3752			0.00
Other Employee Benefits	3901-3902	(28.10)		(28.10)
Total, Employee Benefits		35,451.76	201.05	35,652.81
<b>4. Books and Supplies</b>				
Approved Textbooks and Core Curricula Materials	4100	70,135.26	148.56	70,283.82
Books and Other Reference Materials	4200	37,651.12		37,651.12
Materials and Supplies	4300	306.53		306.53
Noncapitalized Equipment	4400	4,570.40		4,570.40
Food	4700			0.00
Total, Books and Supplies		112,663.31	148.56	112,811.87
<b>5. Services and Other Operating Expenditures</b>				
Subagreements for Services	5100			0.00
Travel and Conferences	5200	695.09		695.09
Dues and Memberships	5300	163.80		163.80
Insurance	5400	1,389.82		1,389.82
Operations and Housekeeping Services	5500	734.50		734.50
Rentals, Leases, Repairs, and Noncap. Improvements	5600	14,421.30		14,421.30
Transfers of Direct Costs	5700-5799			0.00
Professional/Consulting Services and Operating Expend.	5800	94,028.80	1,695.34	95,724.14
Communications	5900	1,344.69		1,344.69
Total, Services and Other Operating Expenditures		112,778.00	1,695.34	114,473.34
<b>6. Capital Outlay</b>				
(Objects 6100-6170, 6200-6500 modified accrual basis only)				
Land and Land Improvements	6100-6170			0.00
Buildings and Improvements of Buildings	6200			0.00
Books and Media for New School Libraries or Major Expansion of School Libraries	6300			0.00
Equipment	6400			0.00
Equipment Replacement	6500			0.00
Depreciation Expense (accrual basis only)	6900			0.00
Total, Capital Outlay		0.00	0.00	0.00
<b>7. Other Outgo</b>				
Tuition to Other Schools	7110-7143			0.00
Transfers of Pass-Through Revenues to Other LEAs	7211-7213			0.00
Transfers of Apportionments to Other LEAs - Spec. Ed.	7221-7223SE			0.00
Transfers of Apportionments to Other LEAs - All Other	7221-7223AO			0.00
All Other Transfers	7281-7299			0.00
Transfers of Indirect Costs	7300-7399			0.00
Debt Service:				
Interest	7438	675.74		675.74
Principal (for modified accrual basis only)	7439			0.00
Total Debt Service		675.74	0.00	675.74
Total, Other Outgo		675.74	0.00	675.74
<b>8. TOTAL EXPENDITURES</b>		401,482.18	5,071.53	406,553.71

**CHARTER SCHOOL UNAUDITED ACTUALS  
FINANCIAL REPORT -- ALTERNATIVE FORM**

**July 1, 2015 to June 30, 2016**

Charter School Name: Academy of Arts and Sciences: Del Mar Elementary (K-5)

CDS #: AAS Del Mar Elementary 2015-16 Unaudited Actuals (1)

Description	Object Code	Unrestricted	Restricted	Total
<b>C. EXCESS (DEFICIENCY) OF REVENUES OVER EXPENDITURES BEFORE OTHER FINANCING SOURCES AND USES (A5-B8)</b>		436,438.40	0.00	436,438.40
<b>D. OTHER FINANCING SOURCES / USES</b>				
1. Other Sources	8930-8979			0.00
2. Less: Other Uses	7630-7699			0.00
3. Contributions Between Unrestricted and Restricted Accounts (must net to zero)	8980-8999			0.00
4. TOTAL OTHER FINANCING SOURCES / USES		0.00	0.00	0.00
<b>E. NET INCREASE (DECREASE) IN FUND BALANCE /NET POSITION (C+D4)</b>		436,438.40	0.00	436,438.40
<b>F. FUND BALANCE / NET POSITION</b>				
1. Beginning Fund Balance/Net Position				
a. As of July 1	9791	734,468.00		734,468.00
b. Adjustments/Restatements	9793, 9795	10,143.00		10,143.00
c. Adjusted Beginning Fund Balance /Net Position		744,611.00	0.00	744,611.00
2. Ending Fund Balance /Net Position, June 30 (E+F1c)		1,181,049.40	0.00	1,181,049.40
<b>Components of Ending Fund Balance (Modified Accrual Basis only)</b>				
a. Nonspendable				
1. Revolving Cash (equals Object 9130)	9711			0.00
2. Stores (equals Object 9320)	9712			0.00
3. Prepaid Expenditures (equals Object 9330)	9713			0.00
4. All Others	9719			0.00
b. Restricted	9740			0.00
c. Committed				
1. Stabilization Arrangements	9750			0.00
2. Other Commitments	9760			0.00
d. Assigned	9780			0.00
e. Unassigned/Unappropriated				0.00
1. Reserve for Economic Uncertainties	9789			0.00
2. Unassigned/Unappropriated Amount	9790M			0.00
<b>3. Components of Ending Net Position (Accrual Basis only)</b>				
a. Net Investment in Capital Assets	9796			0.00
b. Restricted Net Position	9797			0.00
c. Unrestricted Net Position	9790A	1,181,049.40	0.00	1,181,049.40

**CHARTER SCHOOL UNAUDITED ACTUALS  
FINANCIAL REPORT -- ALTERNATIVE FORM**

**July 1, 2015 to June 30, 2016**

Charter School Name: Academy of Arts and Sciences: Del Mar Elementary (K-5)

CDS #: AAS Del Mar Elementary 2015-16 Unaudited Actuals (1)

Description	Object Code	Unrestricted	Restricted	Total
<b>G. ASSETS</b>				
<b>1. Cash</b>				
In County Treasury	9110	30,758.28		30,758.28
Fair Value Adjustment to Cash in County Treasury	9111			0.00
In Banks	9120	1,247,221.68	52,159.66	1,299,381.34
In Revolving Fund	9130			0.00
With Fiscal Agent/Trustee	9135			0.00
Collections Awaiting Deposit	9140			0.00
<b>2. Investments</b>	9150			0.00
<b>3. Accounts Receivable</b>	9200	32,432.28		32,432.28
<b>4. Due from Grantor Governments</b>	9290			0.00
<b>5. Stores</b>	9320			0.00
<b>6. Prepaid Expenditures (Expenses)</b>	9330			0.00
<b>7. Other Current Assets</b>	9340			0.00
<b>8. Capital Assets (accrual basis only)</b>	9400-9489			0.00
<b>9. TOTAL ASSETS</b>		1,310,412.24	52,159.66	1,362,571.90
<b>H. DEFERRED OUTFLOWS OF RESOURCES</b>				
<b>1. Deferred Outflows of Resources</b>	9490			0.00
<b>2. TOTAL DEFERRED OUTFLOWS</b>		0.00	0.00	0.00
<b>I. LIABILITIES</b>				
<b>1. Accounts Payable</b>	9500			0.00
<b>2. Due to Grantor Governments</b>	9590	129,362.84		129,362.84
<b>3. Current Loans</b>	9640			0.00
<b>4. Unearned Revenue</b>	9650		52,159.66	52,159.66
<b>5. Long-Term Liabilities (accrual basis only)</b>	9660-9669			0.00
<b>6. TOTAL LIABILITIES</b>		129,362.84	52,159.66	181,522.50
<b>J. DEFERRED INFLOWS OF RESOURCES</b>				
<b>1. Deferred Inflows of Resources</b>	9690			0.00
<b>2. TOTAL DEFERRED INFLOWS</b>		0.00	0.00	0.00
<b>K. FUND BALANCE /NET POSITION</b>				
Ending Fund Balance /Net Position, June 30 (G9 + H2) - (I6 + J2) (must agree with Line F2)		1,181,049.40	0.00	1,181,049.40

**CHARTER SCHOOL UNAUDITED ACTUALS  
FINANCIAL REPORT -- ALTERNATIVE FORM**

**July 1, 2015 to June 30, 2016**

Charter School Name: Academy of Arts and Sciences: Del Mar Elementary (K-5)

CDS #: AAS Del Mar Elementary 2015-16 Unaudited Actuals (1)

**L. FEDERAL NO CHILD LEFT BEHIND (NCLB) MAINTENANCE OF EFFORT REQUIREMENT**

**NOTE: IF YOUR CHARTER SCHOOL RECEIVED FEDERAL FUNDING, AS REPORTED IN SECTION A2, THE FOLLOWING ADDITIONAL INFORMATION MUST BE PROVIDED IN ORDER FOR THE CDE TO CALCULATE COMPLIANCE WITH THE FEDERAL NO CHILD LEFT BEHIND (NCLB) MAINTENANCE OF EFFORT REQUIREMENT:**

**1. Federal Revenue Used for Capital Outlay and Debt Service**

Included in the Capital Outlay and Debt Service expenditures reported in sections B6 and B7 are the following amounts paid out of federal funds:

Federal Program Name (If no amounts, indicate "NONE")	Capital Outlay	Debt Service	Total
a. None	\$		0.00
b.			0.00
c.			0.00
d.			0.00
e.			0.00
f.			0.00
g.			0.00
h.			0.00
i.			0.00
j.			0.00
<b>TOTAL FEDERAL REVENUES USED FOR CAPITAL OUTLAY AND DEBT SERVICE</b>	0.00	0.00	0.00

**2. Community Services Expenditures**

Provide the amount of State and Local funds reported in Section B that were expended for Community Services Activities:

Objects of Expenditures		Amount (Enter "0.00" if none)
a. Certificated Salaries	1000-1999	0.00
b. Noncertificated Salaries	2000-2999	0.00
c. Employee Benefits	except 3801-	0.00
d. Books and Supplies	4000-4999	0.00
e. Services and Other Operating Expenditures	5000-5999	0.00
<b>TOTAL COMMUNITY SERVICES EXPENDITURES</b>		0.00

**CHARTER SCHOOL UNAUDITED ACTUALS**  
**FINANCIAL REPORT -- ALTERNATIVE FORM**  
July 1, 2015 to June 30, 2016

Charter School Name: Academy of Arts and Sciences: Del Mar Elementary (K-5)

CDS #: AAS Del Mar Elementary 2015-16 Unaudited Actuals (1)

**3. State and Local Expenditures to be Used for Annual NCLB Maintenance of Effort Calculation:**

Results of this calculation will be used for comparison with 2014-15 expenditures. Failure to maintain the required 90 percent expenditure level on either an aggregate or per capita expenditure basis will result in reduction to allocations for covered programs in 2017-18.

a. Total Expenditures (B8)	406,553.71
b. Less Federal Expenditures (Total A2) [Revenues are used as proxy for expenditures because most federal revenues are normally recognized in the period that qualifying expenditures are incurred]	0.00
c. Subtotal of State & Local Expenditures [a minus b]	406,553.71
d. Less Community Services [L2 Total]	0.00
e. Less Capital Outlay & Debt Service [Total B6 plus objects 7438 and 7439, less L1 Total]	675.74
TOTAL STATE & LOCAL EXPENDITURES SUBJECT TO MOE [c minus d minus e]	\$ 405,877.97

**CHARTER SCHOOL UNAUDITED ACTUALS  
FINANCIAL REPORT -- ALTERNATIVE FORM**

**July 1, 2015 to June 30, 2016**

Charter School Name: Academy of Arts and Sciences: Del Mar Middle & High (6-12)

CDS #: #N/A

Charter Approving Entity: Mountain Empire Unified

County: San Diego

Charter #: 1454

**This charter school uses the following basis of accounting:**

**(Please enter an "X" in the applicable box below; check only one box)**

**Accrual Basis** (Applicable Capital Assets/Interest on Long-Term Debt/Long-Term Liabilities/Net Position objects are 6900, 7438, 9400-9489, 9660-9669, 9796, and 9797)

**Modified Accrual Basis** (Applicable Capital Outlay/Debt Service/Fund Balance objects are 6100-6170, 6200-6500, 7438, 7439, and 9711-9789)

Description	Object Code	Unrestricted	Restricted	Total
<b>A. REVENUES</b>				
<b>1. LCFF Sources</b>				
State Aid - Current Year	8011	948,368.00		948,368.00
Education Protection Account State Aid - Current Year	8012	307,055.00		307,055.00
State Aid - Prior Years	8019	(9,485.00)		(9,485.00)
Transfers to Charter Schools in Lieu of Property Taxes	8096	413,921.00		413,921.00
Other LCFF Transfers	8091, 8097			0.00
Total, LCFF Sources		1,659,859.00	0.00	1,659,859.00
<b>2. Federal Revenues (see NOTE in Section L)</b>				
No Child Left Behind	8290			0.00
Special Education - Federal	8181, 8182			0.00
Child Nutrition - Federal	8220			0.00
Donated Food Commodities	8221			0.00
Other Federal Revenues	8110, 8260-8299			0.00
Total, Federal Revenues		0.00	0.00	0.00
<b>3. Other State Revenues</b>				
Special Education - State	StateRevSE		25,386.39	25,386.39
All Other State Revenues	StateRevAO	199,081.36	17,379.00	216,460.36
Total, Other State Revenues		199,081.36	42,765.39	241,846.75
<b>4. Other Local Revenues</b>				
All Other Local Revenues	LocalRevAO	3,725.61		3,725.61
Total, Local Revenues		3,725.61	0.00	3,725.61
<b>5. TOTAL REVENUES</b>				
		1,862,665.97	42,765.39	1,905,431.36
<b>B. EXPENDITURES (see NOTE in Section L)</b>				
<b>1. Certificated Salaries</b>				
Certificated Teachers' Salaries	1100	631,982.57		631,982.57
Certificated Pupil Support Salaries	1200			0.00
Certificated Supervisors' and Administrators' Salaries	1300	103,343.41	33,494.26	136,837.67
Other Certificated Salaries	1900			0.00
Total, Certificated Salaries		735,325.98	33,494.26	768,820.24
<b>2. Noncertificated Salaries</b>				
Noncertificated Instructional Salaries	2100			0.00
Noncertificated Support Salaries	2200			0.00
Noncertificated Supervisors' and Administrators' Salaries	2300	69,959.93		69,959.93
Clerical and Office Salaries	2400	179,247.12		179,247.12
Other Noncertificated Salaries	2900			0.00
Total, Noncertificated Salaries		249,207.05	0.00	249,207.05

**CHARTER SCHOOL UNAUDITED ACTUALS  
FINANCIAL REPORT -- ALTERNATIVE FORM**

**July 1, 2015 to June 30, 2016**

**Charter School Name:** Academy of Arts and Sciences: Del Mar Middle & High (6-12)

**CDS #:** #N/A

Description	Object Code	Unrestricted	Restricted	Total
<b>3. Employee Benefits</b>				
STRS	3101-3102	73,667.51	838.18	74,505.69
PERS	3201-3202			0.00
OASDI / Medicare / Alternative	3301-3302	34,635.66		34,635.66
Health and Welfare Benefits	3401-3402	93,143.40	43.15	93,186.55
Unemployment Insurance	3501-3502	7,550.18		7,550.18
Workers' Compensation Insurance	3601-3602	17,882.10		17,882.10
OPEB, Allocated	3701-3702			0.00
OPEB, Active Employees	3751-3752			0.00
Other Employee Benefits	3901-3902	4,193.62	(241.19)	3,952.43
Total, Employee Benefits		231,072.47	640.14	231,712.61
<b>4. Books and Supplies</b>				
Approved Textbooks and Core Curricula Materials	4100	524,965.13		524,965.13
Books and Other Reference Materials	4200	76,788.92	19,218.49	96,007.41
Materials and Supplies	4300	2,329.43		2,329.43
Noncapitalized Equipment	4400	52,959.43		52,959.43
Food	4700			0.00
Total, Books and Supplies		657,042.91	19,218.49	676,261.40
<b>5. Services and Other Operating Expenditures</b>				
Subagreements for Services	5100			0.00
Travel and Conferences	5200	11,901.30		11,901.30
Dues and Memberships	5300	863.62		863.62
Insurance	5400	3,382.45		3,382.45
Operations and Housekeeping Services	5500	4,502.23		4,502.23
Rentals, Leases, Repairs, and Noncap. Improvements	5600	108,359.01		108,359.01
Transfers of Direct Costs	5700-5799			0.00
Professional/Consulting Services and Operating Expend.	5800	491,088.28	19,006.59	510,094.87
Communications	5900	9,851.40		9,851.40
Total, Services and Other Operating Expenditures		629,948.29	19,006.59	648,954.88
<b>6. Capital Outlay</b>				
(Objects 6100-6170, 6200-6500 modified accrual basis only)				
Land and Land Improvements	6100-6170			0.00
Buildings and Improvements of Buildings	6200			0.00
Books and Media for New School Libraries or Major Expansion of School Libraries	6300			0.00
Equipment	6400			0.00
Equipment Replacement	6500			0.00
Depreciation Expense (accrual basis only)	6900			0.00
Total, Capital Outlay		0.00	0.00	0.00
<b>7. Other Outgo</b>				
Tuition to Other Schools	7110-7143			0.00
Transfers of Pass-Through Revenues to Other LEAs	7211-7213			0.00
Transfers of Apportionments to Other LEAs - Spec. Ed.	7221-7223SE			0.00
Transfers of Apportionments to Other LEAs - All Other	7221-7223AO			0.00
All Other Transfers	7281-7299			0.00
Transfers of Indirect Costs	7300-7399			0.00
Debt Service:				
Interest	7438	675.74		675.74
Principal (for modified accrual basis only)	7439			0.00
Total Debt Service		675.74	0.00	675.74
Total, Other Outgo		675.74	0.00	675.74
<b>8. TOTAL EXPENDITURES</b>		<b>2,503,272.44</b>	<b>72,359.48</b>	<b>2,575,631.92</b>



**CHARTER SCHOOL UNAUDITED ACTUALS  
FINANCIAL REPORT -- ALTERNATIVE FORM**

**July 1, 2015 to June 30, 2016**

Charter School Name: Academy of Arts and Sciences: Del Mar Middle & High (6-12)

CDS #: #N/A

Description	Object Code	Unrestricted	Restricted	Total
<b>C. EXCESS (DEFICIENCY) OF REVENUES OVER EXPENDITURES BEFORE OTHER FINANCING SOURCES AND USES (A5-B8)</b>		<b>(640,606.47)</b>	<b>(29,594.09)</b>	<b>(670,200.56)</b>
<b>D. OTHER FINANCING SOURCES / USES</b>				
1. Other Sources	8930-8979			0.00
2. Less: Other Uses	7630-7699			0.00
3. Contributions Between Unrestricted and Restricted Accounts (must net to zero)	8980-8999			0.00
4. TOTAL OTHER FINANCING SOURCES / USES		0.00	0.00	0.00
<b>E. NET INCREASE (DECREASE) IN FUND BALANCE /NET POSITION (C+D4)</b>		<b>(640,606.47)</b>	<b>(29,594.09)</b>	<b>(670,200.56)</b>
<b>F. FUND BALANCE / NET POSITION</b>				
1. Beginning Fund Balance/Net Position				
a. As of July 1	9791	942,369.52	29,594.09	971,963.61
b. Adjustments/Restatements	9793, 9795	2,624.00		2,624.00
c. Adjusted Beginning Fund Balance /Net Position		944,993.52	29,594.09	974,587.61
2. Ending Fund Balance /Net Position, June 30 (E+F1c)		304,387.05	0.00	304,387.05
<b>Components of Ending Fund Balance (Modified Accrual Basis only)</b>				
a. Nonspendable				
1. Revolving Cash (equals Object 9130)	9711			0.00
2. Stores (equals Object 9320)	9712			0.00
3. Prepaid Expenditures (equals Object 9330)	9713			0.00
4. All Others	9719			0.00
b. Restricted	9740			0.00
c. Committed				
1. Stabilization Arrangements	9750			0.00
2. Other Commitments	9760			0.00
d. Assigned	9780			0.00
e. Unassigned/Unappropriated				0.00
1. Reserve for Economic Uncertainties	9789			0.00
2. Unassigned/Unappropriated Amount	9790M			0.00
<b>3. Components of Ending Net Position (Accrual Basis only)</b>				
a. Net Investment in Capital Assets	9796			0.00
b. Restricted Net Position	9797			0.00
c. Unrestricted Net Position	9790A	304,387.05	0.00	304,387.05

**CHARTER SCHOOL UNAUDITED ACTUALS  
FINANCIAL REPORT -- ALTERNATIVE FORM**

**July 1, 2015 to June 30, 2016**

Charter School Name: Academy of Arts and Sciences: Del Mar Middle & High (6-12)

CDS #: #N/A

Description	Object Code	Unrestricted	Restricted	Total
<b>G. ASSETS</b>				
<b>1. Cash</b>				
In County Treasury	9110	177,168.10		177,168.10
Fair Value Adjustment to Cash in County Treasury	9111			0.00
In Banks	9120	198,380.37	72,836.99	271,217.36
In Revolving Fund	9130			0.00
With Fiscal Agent/Trustee	9135			0.00
Collections Awaiting Deposit	9140			0.00
<b>2. Investments</b>	9150			0.00
<b>3. Accounts Receivable</b>	9200			0.00
<b>4. Due from Grantor Governments</b>	9290	50,999.57		50,999.57
<b>5. Stores</b>	9320			0.00
<b>6. Prepaid Expenditures (Expenses)</b>	9330			0.00
<b>7. Other Current Assets</b>	9340			0.00
<b>8. Capital Assets (accrual basis only)</b>	9400-9489			0.00
<b>9. TOTAL ASSETS</b>		426,548.04	72,836.99	499,385.03
<b>H. DEFERRED OUTFLOWS OF RESOURCES</b>				
<b>1. Deferred Outflows of Resources</b>	9490			0.00
<b>2. TOTAL DEFERRED OUTFLOWS</b>		0.00	0.00	0.00
<b>I. LIABILITIES</b>				
<b>1. Accounts Payable</b>	9500	122,160.60		122,160.60
<b>2. Due to Grantor Governments</b>	9590			0.00
<b>3. Current Loans</b>	9640			0.00
<b>4. Unearned Revenue</b>	9650		72,836.99	72,836.99
<b>5. Long-Term Liabilities (accrual basis only)</b>	9660-9669			0.00
<b>6. TOTAL LIABILITIES</b>		122,160.60	72,836.99	194,997.59
<b>J. DEFERRED INFLOWS OF RESOURCES</b>				
<b>1. Deferred Inflows of Resources</b>	9690			0.00
<b>2. TOTAL DEFERRED INFLOWS</b>		0.00	0.00	0.00
<b>K. FUND BALANCE /NET POSITION</b>				
Ending Fund Balance /Net Position, June 30 (G9 + H2) - (I6 + J2) (must agree with Line F2)		304,387.44	0.00	304,387.44

**CHARTER SCHOOL UNAUDITED ACTUALS  
FINANCIAL REPORT -- ALTERNATIVE FORM**

**July 1, 2015 to June 30, 2016**

Charter School Name: Academy of Arts and Sciences: Del Mar Middle & High (6-12)

CDS #: #N/A

**L. FEDERAL NO CHILD LEFT BEHIND (NCLB) MAINTENANCE OF EFFORT REQUIREMENT**

**NOTE: IF YOUR CHARTER SCHOOL RECEIVED FEDERAL FUNDING, AS REPORTED IN SECTION A2, THE FOLLOWING ADDITIONAL INFORMATION MUST BE PROVIDED IN ORDER FOR THE CDE TO CALCULATE COMPLIANCE WITH THE FEDERAL NO CHILD LEFT BEHIND (NCLB) MAINTENANCE OF EFFORT REQUIREMENT:**

**1. Federal Revenue Used for Capital Outlay and Debt Service**

Included in the Capital Outlay and Debt Service expenditures reported in sections B6 and B7 are the following amounts paid out of federal funds:

Federal Program Name (If no amounts, indicate "NONE")	Capital Outlay	Debt Service	Total
a. NONE	\$		0.00
b.			0.00
c.			0.00
d.			0.00
e.			0.00
f.			0.00
g.			0.00
h.			0.00
i.			0.00
j.			0.00
<b>TOTAL FEDERAL REVENUES USED FOR CAPITAL OUTLAY AND DEBT SERVICE</b>	0.00	0.00	0.00

**2. Community Services Expenditures**

Provide the amount of State and Local funds reported in Section B that were expended for Community Services Activities:

Objects of Expenditures		Amount (Enter "0.00" if none)
a. Certificated Salaries	1000-1999	0.00
b. Noncertificated Salaries	2000-2999	0.00
c. Employee Benefits	except 3801-	0.00
d. Books and Supplies	4000-4999	0.00
e. Services and Other Operating Expenditures	5000-5999	0.00
<b>TOTAL COMMUNITY SERVICES EXPENDITURES</b>		0.00

**CHARTER SCHOOL UNAUDITED ACTUALS**  
**FINANCIAL REPORT -- ALTERNATIVE FORM**  
July 1, 2015 to June 30, 2016

Charter School Name: Academy of Arts and Sciences: Del Mar Middle & High (6-12)

CDS #: #N/A

**3. State and Local Expenditures to be Used for Annual NCLB Maintenance of Effort Calculation:**

Results of this calculation will be used for comparison with 2014-15 expenditures. Failure to maintain the required 90 percent expenditure level on either an aggregate or per capita expenditure basis will result in reduction to allocations for covered programs in 2017-18.

a. Total Expenditures (B8)	2,575,631.92
b. Less Federal Expenditures (Total A2) [Revenues are used as proxy for expenditures because most federal revenues are normally recognized in the period that qualifying expenditures are incurred]	0.00
c. Subtotal of State & Local Expenditures [a minus b]	2,575,631.92
d. Less Community Services [L2 Total]	0.00
e. Less Capital Outlay & Debt Service [Total B6 plus objects 7438 and 7439, less L1 Total]	675.74
TOTAL STATE & LOCAL EXPENDITURES SUBJECT TO MOE [c minus d minus e]	\$ 2,574,956.18

**CHARTER SCHOOL UNAUDITED ACTUALS  
FINANCIAL REPORT -- ALTERNATIVE FORM**

**July 1, 2015 to June 30, 2016**

Charter School Name: Academy of Arts and Sciences:El Cajon Elementary (k-5)

CDS #: #N/A

Charter Approving Entity: Mountain Empire

County: San Diego

Charter #: 1451

**This charter school uses the following basis of accounting:**

**(Please enter an "X" in the applicable box below; check only one box)**

**Accrual Basis** (Applicable Capital Assets/Interest on Long-Term Debt/Long-Term Liabilities/Net Position objects are 6900, 7438, 9400-9489, 9660-9669, 9796, and 9797)

**Modified Accrual Basis** (Applicable Capital Outlay/Debt Service/Fund Balance objects are 6100-6170, 6200-6500, 7438, 7439, and 9711-9789)

Description	Object Code	Unrestricted	Restricted	Total
<b>A. REVENUES</b>				
<b>1. LCFF Sources</b>				
State Aid - Current Year	8011	127,467.00		127,467.00
Education Protection Account State Aid - Current Year	8012	49,455.00		49,455.00
State Aid - Prior Years	8019	(6,312.00)		(6,312.00)
Transfers to Charter Schools in Lieu of Property Taxes	8096	62,872.72		62,872.72
Other LCFF Transfers	8091, 8097			0.00
Total, LCFF Sources		233,482.72	0.00	233,482.72
<b>2. Federal Revenues (see NOTE in Section L)</b>				
No Child Left Behind	8290			0.00
Special Education - Federal	8181, 8182			0.00
Child Nutrition - Federal	8220			0.00
Donated Food Commodities	8221			0.00
Other Federal Revenues	8110, 8260-8299			0.00
Total, Federal Revenues		0.00	0.00	0.00
<b>3. Other State Revenues</b>				
Special Education - State	StateRevSE		(50,287.72)	(50,287.72)
All Other State Revenues	StateRevAO	415,623.59	36,274.32	451,897.91
Total, Other State Revenues		415,623.59	(14,013.40)	401,610.19
<b>4. Other Local Revenues</b>				
All Other Local Revenues	LocalRevAO	1,712.27	62,400.00	64,112.27
Total, Local Revenues		1,712.27	62,400.00	64,112.27
<b>5. TOTAL REVENUES</b>				
		650,818.58	48,386.60	699,205.18
<b>B. EXPENDITURES (see NOTE in Section L)</b>				
<b>1. Certificated Salaries</b>				
Certificated Teachers' Salaries	1100	33,325.21		33,325.21
Certificated Pupil Support Salaries	1200			0.00
Certificated Supervisors' and Administrators' Salaries	1300	4,252.18		4,252.18
Other Certificated Salaries	1900		1,097.97	1,097.97
Total, Certificated Salaries		37,577.39	1,097.97	38,675.36
<b>2. Noncertificated Salaries</b>				
Noncertificated Instructional Salaries	2100			0.00
Noncertificated Support Salaries	2200			0.00
Noncertificated Supervisors' and Administrators' Salaries	2300	2,031.53		2,031.53
Clerical and Office Salaries	2400	6,390.29		6,390.29
Other Noncertificated Salaries	2900		3,600.00	3,600.00
Total, Noncertificated Salaries		8,421.82	3,600.00	12,021.82

**CHARTER SCHOOL UNAUDITED ACTUALS  
FINANCIAL REPORT -- ALTERNATIVE FORM**

**July 1, 2015 to June 30, 2016**

**Charter School Name:** Academy of Arts and Sciences:El Cajon Elementary (k-5)

**CDS #:** #N/A

Description	Object Code	Unrestricted	Restricted	Total
<b>3. Employee Benefits</b>				
STRS	3101-3102	3,190.57	85.06	3,275.63
PERS	3201-3202			0.00
OASDI / Medicare / Alternative	3301-3302	1,378.27		1,378.27
Health and Welfare Benefits	3401-3402	3,813.68	(3.87)	3,809.81
Unemployment Insurance	3501-3502	1,340.34		1,340.34
Workers' Compensation Insurance	3601-3602	670.57		670.57
OPEB, Allocated	3701-3702			0.00
OPEB, Active Employees	3751-3752			0.00
Other Employee Benefits	3901-3902	(42.96)		(42.96)
Total, Employee Benefits		10,350.47	81.19	10,431.66
<b>4. Books and Supplies</b>				
Approved Textbooks and Core Curricula Materials	4100	23,235.03	36.92	23,271.95
Books and Other Reference Materials	4200	9,905.55		9,905.55
Materials and Supplies	4300	70.53	41,733.01	41,803.54
Noncapitalized Equipment	4400	1,329.79		1,329.79
Food	4700			0.00
Total, Books and Supplies		34,540.90	41,769.93	76,310.83
<b>5. Services and Other Operating Expenditures</b>				
Subagreements for Services	5100			0.00
Travel and Conferences	5200	407.09		407.09
Dues and Memberships	5300	36.94		36.94
Insurance	5400	464.08		464.08
Operations and Housekeeping Services	5500	823.41		823.41
Rentals, Leases, Repairs, and Noncap. Improvements	5600	4,216.15		4,216.15
Transfers of Direct Costs	5700-5799			0.00
Professional/Consulting Services and Operating Expend.	5800	(471,441.91)	1,837.51	(469,604.40)
Communications	5900	435.52		435.52
Total, Services and Other Operating Expenditures		(465,058.72)	1,837.51	(463,221.21)
<b>6. Capital Outlay</b>				
(Objects 6100-6170, 6200-6500 modified accrual basis only)				
Land and Land Improvements	6100-6170			0.00
Buildings and Improvements of Buildings	6200			0.00
Books and Media for New School Libraries or Major Expansion of School Libraries	6300			0.00
Equipment	6400			0.00
Equipment Replacement	6500			0.00
Depreciation Expense (accrual basis only)	6900			0.00
Total, Capital Outlay		0.00	0.00	0.00
<b>7. Other Outgo</b>				
Tuition to Other Schools	7110-7143			0.00
Transfers of Pass-Through Revenues to Other LEAs	7211-7213			0.00
Transfers of Apportionments to Other LEAs - Spec. Ed.	7221-7223SE			0.00
Transfers of Apportionments to Other LEAs - All Other	7221-7223AO			0.00
All Other Transfers	7281-7299			0.00
Transfers of Indirect Costs	7300-7399			0.00
Debt Service:				
Interest	7438			0.00
Principal (for modified accrual basis only)	7439			0.00
Total Debt Service		0.00	0.00	0.00
Total, Other Outgo		0.00	0.00	0.00
<b>8. TOTAL EXPENDITURES</b>		(374,168.14)	48,386.60	(325,781.54)

**CHARTER SCHOOL UNAUDITED ACTUALS  
FINANCIAL REPORT -- ALTERNATIVE FORM**

**July 1, 2015 to June 30, 2016**

Charter School Name: Academy of Arts and Sciences:El Cajon Elementary (k-5)

CDS #: #N/A

Description	Object Code	Unrestricted	Restricted	Total
<b>C. EXCESS (DEFICIENCY) OF REVENUES OVER EXPENDITURES BEFORE OTHER FINANCING SOURCES AND USES (A5-B8)</b>		1,024,986.72	0.00	1,024,986.72
<b>D. OTHER FINANCING SOURCES / USES</b>				
1. Other Sources	8930-8979			0.00
2. Less: Other Uses	7630-7699			0.00
3. Contributions Between Unrestricted and Restricted Accounts (must net to zero)	8980-8999			0.00
4. TOTAL OTHER FINANCING SOURCES / USES		0.00	0.00	0.00
<b>E. NET INCREASE (DECREASE) IN FUND BALANCE /NET POSITION (C+D4)</b>		1,024,986.72	0.00	1,024,986.72
<b>F. FUND BALANCE / NET POSITION</b>				
1. Beginning Fund Balance/Net Position				
a. As of July 1	9791	1,348,805.00		1,348,805.00
b. Adjustments/Restatements	9793, 9795	(490,622.00)		(490,622.00)
c. Adjusted Beginning Fund Balance /Net Position		858,183.00	0.00	858,183.00
2. Ending Fund Balance /Net Position, June 30 (E+F1c)		1,883,169.72	0.00	1,883,169.72
<b>Components of Ending Fund Balance (Modified Accrual Basis only)</b>				
a. Nonspendable				
1. Revolving Cash (equals Object 9130)	9711			0.00
2. Stores (equals Object 9320)	9712			0.00
3. Prepaid Expenditures (equals Object 9330)	9713			0.00
4. All Others	9719			0.00
b. Restricted	9740			0.00
c. Committed				
1. Stabilization Arrangements	9750			0.00
2. Other Commitments	9760			0.00
d. Assigned	9780			0.00
e. Unassigned/Unappropriated				0.00
1. Reserve for Economic Uncertainties	9789			0.00
2. Unassigned/Unappropriated Amount	9790M			0.00
<b>3. Components of Ending Net Position (Accrual Basis only)</b>				
a. Net Investment in Capital Assets	9796			0.00
b. Restricted Net Position	9797			0.00
c. Unrestricted Net Position	9790A	1,883,169.72	0.00	1,883,169.72

**CHARTER SCHOOL UNAUDITED ACTUALS  
FINANCIAL REPORT -- ALTERNATIVE FORM**

**July 1, 2015 to June 30, 2016**

Charter School Name: Academy of Arts and Sciences:El Cajon Elementary (k-5)

CDS #: #N/A

Description	Object Code	Unrestricted	Restricted	Total
<b>G. ASSETS</b>				
<b>1. Cash</b>				
In County Treasury	9110	7,807.37		7,807.37
Fair Value Adjustment to Cash in County Treasury	9111			0.00
In Banks	9120	3,839,801.66	141,665.96	3,981,467.62
In Revolving Fund	9130			0.00
With Fiscal Agent/Trustee	9135			0.00
Collections Awaiting Deposit	9140			0.00
<b>2. Investments</b>	9150			0.00
<b>3. Accounts Receivable</b>	9200			0.00
<b>4. Due from Grantor Governments</b>	9290	62,419.69		62,419.69
<b>5. Stores</b>	9320			0.00
<b>6. Prepaid Expenditures (Expenses)</b>	9330			0.00
<b>7. Other Current Assets</b>	9340			0.00
<b>8. Capital Assets (accrual basis only)</b>	9400-9489			0.00
<b>9. TOTAL ASSETS</b>		3,910,028.72	141,665.96	4,051,694.68
<b>H. DEFERRED OUTFLOWS OF RESOURCES</b>				
<b>1. Deferred Outflows of Resources</b>	9490			0.00
<b>2. TOTAL DEFERRED OUTFLOWS</b>		0.00	0.00	0.00
<b>I. LIABILITIES</b>				
<b>1. Accounts Payable</b>	9500			0.00
<b>2. Due to Grantor Governments</b>	9590	2,026,859.00		2,026,859.00
<b>3. Current Loans</b>	9640			0.00
<b>4. Unearned Revenue</b>	9650		141,665.96	141,665.96
<b>5. Long-Term Liabilities (accrual basis only)</b>	9660-9669			0.00
<b>6. TOTAL LIABILITIES</b>		2,026,859.00	141,665.96	2,168,524.96
<b>J. DEFERRED INFLOWS OF RESOURCES</b>				
<b>1. Deferred Inflows of Resources</b>	9690			0.00
<b>2. TOTAL DEFERRED INFLOWS</b>		0.00	0.00	0.00
<b>K. FUND BALANCE /NET POSITION</b>				
Ending Fund Balance /Net Position, June 30 (G9 + H2) - (I6 + J2) (must agree with Line F2)		1,883,169.72	0.00	1,883,169.72



**CHARTER SCHOOL UNAUDITED ACTUALS  
FINANCIAL REPORT -- ALTERNATIVE FORM**

**July 1, 2015 to June 30, 2016**

Charter School Name: Academy of Arts and Sciences:El Cajon Elementary (k-5)

CDS #: #N/A

**L. FEDERAL NO CHILD LEFT BEHIND (NCLB) MAINTENANCE OF EFFORT REQUIREMENT**

**NOTE: IF YOUR CHARTER SCHOOL RECEIVED FEDERAL FUNDING, AS REPORTED IN SECTION A2, THE FOLLOWING ADDITIONAL INFORMATION MUST BE PROVIDED IN ORDER FOR THE CDE TO CALCULATE COMPLIANCE WITH THE FEDERAL NO CHILD LEFT BEHIND (NCLB) MAINTENANCE OF EFFORT REQUIREMENT:**

**1. Federal Revenue Used for Capital Outlay and Debt Service**

Included in the Capital Outlay and Debt Service expenditures reported in sections B6 and B7 are the following amounts paid out of federal funds:

Federal Program Name (If no amounts, indicate "NONE")	Capital Outlay	Debt Service	Total
a. None	\$		0.00
b.			0.00
c.			0.00
d.			0.00
e.			0.00
f.			0.00
g.			0.00
h.			0.00
i.			0.00
j.			0.00
<b>TOTAL FEDERAL REVENUES USED FOR CAPITAL OUTLAY AND DEBT SERVICE</b>	0.00	0.00	0.00

**2. Community Services Expenditures**

Provide the amount of State and Local funds reported in Section B that were expended for Community Services Activities:

Objects of Expenditures		Amount (Enter "0.00" if none)
a. Certificated Salaries	1000-1999	0.00
b. Noncertificated Salaries	2000-2999	0.00
c. Employee Benefits	except 3801-	0.00
d. Books and Supplies	4000-4999	0.00
e. Services and Other Operating Expenditures	5000-5999	0.00
<b>TOTAL COMMUNITY SERVICES EXPENDITURES</b>		0.00

**CHARTER SCHOOL UNAUDITED ACTUALS**  
**FINANCIAL REPORT -- ALTERNATIVE FORM**  
July 1, 2015 to June 30, 2016

Charter School Name: Academy of Arts and Sciences:El Cajon Elementary (k-5)

CDS #: #N/A

**3. State and Local Expenditures to be Used for Annual NCLB Maintenance of Effort Calculation:**

Results of this calculation will be used for comparison with 2014-15 expenditures. Failure to maintain the required 90 percent expenditure level on either an aggregate or per capita expenditure basis will result in reduction to allocations for covered programs in 2017-18.

a. Total Expenditures (B8)	(325,781.54)
b. Less Federal Expenditures (Total A2) [Revenues are used as proxy for expenditures because most federal revenues are normally recognized in the period that qualifying expenditures are incurred]	0.00
c. Subtotal of State & Local Expenditures [a minus b]	(325,781.54)
d. Less Community Services [L2 Total]	0.00
e. Less Capital Outlay & Debt Service [Total B6 plus objects 7438 and 7439, less L1 Total]	0.00
TOTAL STATE & LOCAL EXPENDITURES SUBJECT TO MOE [c minus d minus e]	\$ (325,781.54)

**CHARTER SCHOOL UNAUDITED ACTUALS  
FINANCIAL REPORT -- ALTERNATIVE FORM**

**July 1, 2015 to June 30, 2016**

Charter School Name: Academy of Arts and Sciences:El Cajon Middle and High (6-12)

CDS #: #N/A

Charter Approving Entity: Mountain Empire

County: San Diego

Charter #: 1453

**This charter school uses the following basis of accounting:**

**(Please enter an "X" in the applicable box below; check only one box)**

**Accrual Basis** (Applicable Capital Assets/Interest on Long-Term Debt/Long-Term Liabilities/Net Position objects are 6900, 7438, 9400-9489, 9660-9669, 9796, and 9797)

**Modified Accrual Basis** (Applicable Capital Outlay/Debt Service/Fund Balance objects are 6100-6170, 6200-6500, 7438, 7439, and 9711-9789)

Description	Object Code	Unrestricted	Restricted	Total
<b>A. REVENUES</b>				
<b>1. LCFF Sources</b>				
State Aid - Current Year	8011	33,142.00		33,142.00
Education Protection Account State Aid - Current Year	8012	295,090.00		295,090.00
State Aid - Prior Years	8019	(68,393.00)		(68,393.00)
Transfers to Charter Schools in Lieu of Property Taxes	8096	98,552.88		98,552.88
Other LCFF Transfers	8091, 8097			0.00
Total, LCFF Sources		358,391.88	0.00	358,391.88
<b>2. Federal Revenues (see NOTE in Section L)</b>				
No Child Left Behind	8290			0.00
Special Education - Federal	8181, 8182			0.00
Child Nutrition - Federal	8220			0.00
Donated Food Commodities	8221			0.00
Other Federal Revenues	8110, 8260-8299			0.00
Total, Federal Revenues		0.00	0.00	0.00
<b>3. Other State Revenues</b>				
Special Education - State	StateRevSE		(38,336.52)	(38,336.52)
All Other State Revenues	StateRevAO	465,784.33	41,388.47	507,172.80
Total, Other State Revenues		465,784.33	3,051.95	468,836.28
<b>4. Other Local Revenues</b>				
All Other Local Revenues	LocalRevAO	1,911.02		1,911.02
Total, Local Revenues		1,911.02	0.00	1,911.02
<b>5. TOTAL REVENUES</b>				
		826,087.23	3,051.95	829,139.18
<b>B. EXPENDITURES (see NOTE in Section L)</b>				
<b>1. Certificated Salaries</b>				
Certificated Teachers' Salaries	1100	51,284.28		51,284.28
Certificated Pupil Support Salaries	1200			0.00
Certificated Supervisors' and Administrators' Salaries	1300	6,201.23		6,201.23
Other Certificated Salaries	1900		1,590.44	1,590.44
Total, Certificated Salaries		57,485.51	1,590.44	59,075.95
<b>2. Noncertificated Salaries</b>				
Noncertificated Instructional Salaries	2100			0.00
Noncertificated Support Salaries	2200			0.00
Noncertificated Supervisors' and Administrators' Salaries	2300	3,134.35		3,134.35
Clerical and Office Salaries	2400	9,174.00		9,174.00
Other Noncertificated Salaries	2900			0.00
Total, Noncertificated Salaries		12,308.35	0.00	12,308.35

**CHARTER SCHOOL UNAUDITED ACTUALS  
FINANCIAL REPORT -- ALTERNATIVE FORM**

**July 1, 2015 to June 30, 2016**

**Charter School Name:** Academy of Arts and Sciences:El Cajon Middle and High (6-12)

**CDS #:** #N/A

Description	Object Code	Unrestricted	Restricted	Total
<b>3. Employee Benefits</b>				
STRS	3101-3102	4,928.74	117.48	5,046.22
PERS	3201-3202			0.00
OASDI / Medicare / Alternative	3301-3302	1,984.60		1,984.60
Health and Welfare Benefits	3401-3402	6,931.34	(5.34)	6,926.00
Unemployment Insurance	3501-3502	1,728.81		1,728.81
Workers' Compensation Insurance	3601-3602	1,128.50		1,128.50
OPEB, Allocated	3701-3702			0.00
OPEB, Active Employees	3751-3752			0.00
Other Employee Benefits	3901-3902	(40.45)		(40.45)
Total, Employee Benefits		16,661.54	112.14	16,773.68
<b>4. Books and Supplies</b>				
Approved Textbooks and Core Curricula Materials	4100	31,700.49	64.75	31,765.24
Books and Other Reference Materials	4200	11,046.14		11,046.14
Materials and Supplies	4300	132.89		132.89
Noncapitalized Equipment	4400	2,144.41		2,144.41
Food	4700			0.00
Total, Books and Supplies		45,023.93	64.75	45,088.68
<b>5. Services and Other Operating Expenditures</b>				
Subagreements for Services	5100			0.00
Travel and Conferences	5200	517.54		517.54
Dues and Memberships	5300	68.44		68.44
Insurance	5400	698.89		698.89
Operations and Housekeeping Services	5500	2,821.16		2,821.16
Rentals, Leases, Repairs, and Noncap. Improvements	5600	75,305.11		75,305.11
Transfers of Direct Costs	5700-5799			0.00
Professional/Consulting Services and Operating Expend.	5800	103,592.15	1,284.62	104,876.77
Communications	5900	880.78		880.78
Total, Services and Other Operating Expenditures		183,884.07	1,284.62	185,168.69
<b>6. Capital Outlay</b>				
(Objects 6100-6170, 6200-6500 modified accrual basis only)				
Land and Land Improvements	6100-6170			0.00
Buildings and Improvements of Buildings	6200			0.00
Books and Media for New School Libraries or Major				
Expansion of School Libraries	6300			0.00
Equipment	6400			0.00
Equipment Replacement	6500			0.00
Depreciation Expense (accrual basis only)	6900			0.00
Total, Capital Outlay		0.00	0.00	0.00
<b>7. Other Outgo</b>				
Tuition to Other Schools	7110-7143			0.00
Transfers of Pass-Through Revenues to Other LEAs	7211-7213			0.00
Transfers of Apportionments to Other LEAs - Spec. Ed.	7221-7223SE			0.00
Transfers of Apportionments to Other LEAs - All Other	7221-7223AO			0.00
All Other Transfers	7281-7299			0.00
Transfers of Indirect Costs	7300-7399			0.00
Debt Service:				
Interest	7438	676.00		676.00
Principal (for modified accrual basis only)	7439			0.00
Total Debt Service		676.00	0.00	676.00
Total, Other Outgo		676.00	0.00	676.00
<b>8. TOTAL EXPENDITURES</b>		316,039.40	3,051.95	319,091.35

**CHARTER SCHOOL UNAUDITED ACTUALS  
FINANCIAL REPORT -- ALTERNATIVE FORM**

**July 1, 2015 to June 30, 2016**

Charter School Name: Academy of Arts and Sciences:El Cajon Middle and High (6-12)

CDS #: #N/A

Description	Object Code	Unrestricted	Restricted	Total
<b>C. EXCESS (DEFICIENCY) OF REVENUES OVER EXPENDITURES BEFORE OTHER FINANCING SOURCES AND USES (A5-B8)</b>		510,047.83	0.00	510,047.83
<b>D. OTHER FINANCING SOURCES / USES</b>				
1. Other Sources	8930-8979			0.00
2. Less: Other Uses	7630-7699			0.00
3. Contributions Between Unrestricted and Restricted Accounts (must net to zero)	8980-8999			0.00
4. TOTAL OTHER FINANCING SOURCES / USES		0.00	0.00	0.00
<b>E. NET INCREASE (DECREASE) IN FUND BALANCE /NET POSITION (C+D4)</b>		510,047.83	0.00	510,047.83
<b>F. FUND BALANCE / NET POSITION</b>				
1. Beginning Fund Balance/Net Position				
a. As of July 1	9791	1,427,047.00		1,427,047.00
b. Adjustments/Restatements	9793, 9795	46,451.00		46,451.00
c. Adjusted Beginning Fund Balance /Net Position		1,473,498.00	0.00	1,473,498.00
2. Ending Fund Balance /Net Position, June 30 (E+F1c)		1,983,545.83	0.00	1,983,545.83
<b>Components of Ending Fund Balance (Modified Accrual Basis only)</b>				
a. Nonspendable				
1. Revolving Cash (equals Object 9130)	9711			0.00
2. Stores (equals Object 9320)	9712			0.00
3. Prepaid Expenditures (equals Object 9330)	9713			0.00
4. All Others	9719			0.00
b. Restricted	9740			0.00
c. Committed				
1. Stabilization Arrangements	9750			0.00
2. Other Commitments	9760			0.00
d. Assigned	9780			0.00
e. Unassigned/Unappropriated				0.00
1. Reserve for Economic Uncertainties	9789			0.00
2. Unassigned/Unappropriated Amount	9790M			0.00
<b>3. Components of Ending Net Position (Accrual Basis only)</b>				
a. Net Investment in Capital Assets	9796			0.00
b. Restricted Net Position	9797			0.00
c. Unrestricted Net Position	9790A	1,983,545.83	0.00	1,983,545.83

**CHARTER SCHOOL UNAUDITED ACTUALS  
FINANCIAL REPORT -- ALTERNATIVE FORM**

**July 1, 2015 to June 30, 2016**

Charter School Name: Academy of Arts and Sciences:El Cajon Middle and High (6-12)

CDS #: #N/A

Description	Object Code	Unrestricted	Restricted	Total
<b>G. ASSETS</b>				
<b>1. Cash</b>				
In County Treasury	9110	11,648.49		11,648.49
Fair Value Adjustment to Cash in County Treasury	9111			0.00
In Banks	9120	3,154,263.18	85,628.04	3,239,891.22
In Revolving Fund	9130			0.00
With Fiscal Agent/Trustee	9135			0.00
Collections Awaiting Deposit	9140			0.00
<b>2. Investments</b>	9150			0.00
<b>3. Accounts Receivable</b>	9200			0.00
<b>4. Due from Grantor Governments</b>	9290	68,425.16		68,425.16
<b>5. Stores</b>	9320			0.00
<b>6. Prepaid Expenditures (Expenses)</b>	9330			0.00
<b>7. Other Current Assets</b>	9340			0.00
<b>8. Capital Assets (accrual basis only)</b>	9400-9489			0.00
<b>9. TOTAL ASSETS</b>		<b>3,234,336.83</b>	<b>85,628.04</b>	<b>3,319,964.87</b>
<b>H. DEFERRED OUTFLOWS OF RESOURCES</b>				
<b>1. Deferred Outflows of Resources</b>	9490			0.00
<b>2. TOTAL DEFERRED OUTFLOWS</b>		<b>0.00</b>	<b>0.00</b>	<b>0.00</b>
<b>I. LIABILITIES</b>				
<b>1. Accounts Payable</b>	9500	1,250,791.00		1,250,791.00
<b>2. Due to Grantor Governments</b>	9590			0.00
<b>3. Current Loans</b>	9640			0.00
<b>4. Unearned Revenue</b>	9650		85,628.04	85,628.04
<b>5. Long-Term Liabilities (accrual basis only)</b>	9660-9669			0.00
<b>6. TOTAL LIABILITIES</b>		<b>1,250,791.00</b>	<b>85,628.04</b>	<b>1,336,419.04</b>
<b>J. DEFERRED INFLOWS OF RESOURCES</b>				
<b>1. Deferred Inflows of Resources</b>	9690			0.00
<b>2. TOTAL DEFERRED INFLOWS</b>		<b>0.00</b>	<b>0.00</b>	<b>0.00</b>
<b>K. FUND BALANCE /NET POSITION</b>				
Ending Fund Balance /Net Position, June 30 (G9 + H2) - (I6 + J2) (must agree with Line F2)		1,983,545.83	0.00	1,983,545.83

**CHARTER SCHOOL UNAUDITED ACTUALS  
FINANCIAL REPORT -- ALTERNATIVE FORM**

**July 1, 2015 to June 30, 2016**

Charter School Name: Academy of Arts and Sciences:El Cajon Middle and High (6-12)

CDS #: #N/A

**L. FEDERAL NO CHILD LEFT BEHIND (NCLB) MAINTENANCE OF EFFORT REQUIREMENT**

**NOTE: IF YOUR CHARTER SCHOOL RECEIVED FEDERAL FUNDING, AS REPORTED IN SECTION A2, THE FOLLOWING ADDITIONAL INFORMATION MUST BE PROVIDED IN ORDER FOR THE CDE TO CALCULATE COMPLIANCE WITH THE FEDERAL NO CHILD LEFT BEHIND (NCLB) MAINTENANCE OF EFFORT REQUIREMENT:**

**1. Federal Revenue Used for Capital Outlay and Debt Service**

Included in the Capital Outlay and Debt Service expenditures reported in sections B6 and B7 are the following amounts paid out of federal funds:

Federal Program Name (If no amounts, indicate "NONE")	Capital Outlay	Debt Service	Total
a. None	\$		0.00
b.			0.00
c.			0.00
d.			0.00
e.			0.00
f.			0.00
g.			0.00
h.			0.00
i.			0.00
j.			0.00
<b>TOTAL FEDERAL REVENUES USED FOR CAPITAL OUTLAY AND DEBT SERVICE</b>	0.00	0.00	0.00

**2. Community Services Expenditures**

Provide the amount of State and Local funds reported in Section B that were expended for Community Services Activities:

Objects of Expenditures		Amount (Enter "0.00" if none)
a. Certificated Salaries	1000-1999	0.00
b. Noncertificated Salaries	2000-2999	0.00
c. Employee Benefits	except 3801-	0.00
d. Books and Supplies	4000-4999	0.00
e. Services and Other Operating Expenditures	5000-5999	0.00
<b>TOTAL COMMUNITY SERVICES EXPENDITURES</b>		<b>0.00</b>

**CHARTER SCHOOL UNAUDITED ACTUALS  
FINANCIAL REPORT -- ALTERNATIVE FORM**

**July 1, 2015 to June 30, 2016**

**Charter School Name:** Academy of Arts and Sciences:El Cajon Middle and High (6-12)

**CDS #:** #N/A

**3. State and Local Expenditures to be Used for Annual NCLB Maintenance of Effort Calculation:**

Results of this calculation will be used for comparison with 2014-15 expenditures. Failure to maintain the required 90 percent expenditure level on either an aggregate or per capita expenditure basis will result in reduction to allocations for covered programs in 2017-18.

a. Total Expenditures (B8)	319,091.35
b. Less Federal Expenditures (Total A2) [Revenues are used as proxy for expenditures because most federal revenues are normally recognized in the period that qualifying expenditures are incurred]	0.00
c. Subtotal of State & Local Expenditures [a minus b]	319,091.35
d. Less Community Services [L2 Total]	0.00
e. Less Capital Outlay & Debt Service [Total B6 plus objects 7438 and 7439, less L1 Total]	676.00
TOTAL STATE & LOCAL EXPENDITURES SUBJECT TO MOE [c minus d minus e]	\$ <u>318,415.35</u>



**CHARTER SCHOOL UNAUDITED ACTUALS  
FINANCIAL REPORT -- ALTERNATIVE FORM**

**July 1, 2015 to June 30, 2016**

Charter School Name: Academy of Arts and Sciences: Fresno

CDS #: #N/A

Charter Approving Entity: Orange Center Elementary

County: Fresno

Charter #: 1631

**This charter school uses the following basis of accounting:**

**(Please enter an "X" in the applicable box below; check only one box)**

**Accrual Basis** (Applicable Capital Assets/Interest on Long-Term Debt/Long-Term Liabilities/Net Position objects are 6900, 7438, 9400-9489, 9660-9669, 9796, and 9797)

**Modified Accrual Basis** (Applicable Capital Outlay/Debt Service/Fund Balance objects are 6100-6170, 6200-6500, 7438, 7439, and 9711-9789)

Description	Object Code	Unrestricted	Restricted	Total
<b>A. REVENUES</b>				
<b>1. LCFF Sources</b>				
State Aid - Current Year	8011	1,210,602.00		1,210,602.00
Education Protection Account State Aid - Current Year	8012	31,756.00		31,756.00
State Aid - Prior Years	8019	12,060.00		12,060.00
Transfers to Charter Schools in Lieu of Property Taxes	8096	65,111.00		65,111.00
Other LCFF Transfers	8091, 8097			0.00
Total, LCFF Sources		1,319,529.00	0.00	1,319,529.00
<b>2. Federal Revenues (see NOTE in Section L)</b>				
No Child Left Behind	8290			0.00
Special Education - Federal	8181, 8182			0.00
Child Nutrition - Federal	8220			0.00
Donated Food Commodities	8221			0.00
Other Federal Revenues	8110, 8260-8299			0.00
Total, Federal Revenues		0.00	0.00	0.00
<b>3. Other State Revenues</b>				
Special Education - State	StateRevSE		(26,501.01)	(26,501.01)
All Other State Revenues	StateRevAO	146,365.38	11,703.53	158,068.91
Total, Other State Revenues		146,365.38	(14,797.48)	131,567.90
<b>4. Other Local Revenues</b>				
All Other Local Revenues	LocalRevAO	1,930.55		1,930.55
Total, Local Revenues		1,930.55	0.00	1,930.55
<b>5. TOTAL REVENUES</b>				
		1,467,824.93	(14,797.48)	1,453,027.45
<b>B. EXPENDITURES (see NOTE in Section L)</b>				
<b>1. Certificated Salaries</b>				
Certificated Teachers' Salaries	1100	498,281.95		498,281.95
Certificated Pupil Support Salaries	1200			0.00
Certificated Supervisors' and Administrators' Salaries	1300	51,574.49	16,140.68	67,715.17
Other Certificated Salaries	1900			0.00
Total, Certificated Salaries		549,856.44	16,140.68	565,997.12
<b>2. Noncertificated Salaries</b>				
Noncertificated Instructional Salaries	2100			0.00
Noncertificated Support Salaries	2200			0.00
Noncertificated Supervisors' and Administrators' Salaries	2300	32,991.33		32,991.33
Clerical and Office Salaries	2400	87,535.59		87,535.59
Other Noncertificated Salaries	2900			0.00
Total, Noncertificated Salaries		120,526.92	0.00	120,526.92

**CHARTER SCHOOL UNAUDITED ACTUALS  
FINANCIAL REPORT -- ALTERNATIVE FORM**

**July 1, 2015 to June 30, 2016**

**Charter School Name:** Academy of Arts and Sciences: Fresno

**CDS #:** #N/A

Description	Object Code	Unrestricted	Restricted	Total
<b>3. Employee Benefits</b>				
STRS	3101-3102	36,459.46	502.31	36,961.77
PERS	3201-3202			0.00
OASDI / Medicare / Alternative	3301-3302	17,194.35		17,194.35
Health and Welfare Benefits	3401-3402	45,339.93	10.64	45,350.57
Unemployment Insurance	3501-3502	5,987.36		5,987.36
Workers' Compensation Insurance	3601-3602	8,772.83		8,772.83
OPEB, Allocated	3701-3702			0.00
OPEB, Active Employees	3751-3752			0.00
Other Employee Benefits	3901-3902	1,679.66	(97.64)	1,582.02
Total, Employee Benefits		115,433.59	415.31	115,848.90
<b>4. Books and Supplies</b>				
Approved Textbooks and Core Curricula Materials	4100	494,543.58		494,543.58
Books and Other Reference Materials	4200	53,449.64		53,449.64
Materials and Supplies	4300	1,043.53	8,120.93	9,164.46
Noncapitalized Equipment	4400	24,810.37		24,810.37
Food	4700			0.00
Total, Books and Supplies		573,847.12	8,120.93	581,968.05
<b>5. Services and Other Operating Expenditures</b>				
Subagreements for Services	5100			0.00
Travel and Conferences	5200	5,379.59		5,379.59
Dues and Memberships	5300	427.64		427.64
Insurance	5400	2,354.85		2,354.85
Operations and Housekeeping Services	5500	1,316.74		1,316.74
Rentals, Leases, Repairs, and Noncap. Improvements	5600	35,345.93		35,345.93
Transfers of Direct Costs	5700-5799			0.00
Professional/Consulting Services and Operating Expend.	5800	209,103.71	13,807.18	222,910.89
Communications	5900	3,930.05		3,930.05
Total, Services and Other Operating Expenditures		257,858.51	13,807.18	271,665.69
<b>6. Capital Outlay</b>				
(Objects 6100-6170, 6200-6500 modified accrual basis only)				
Land and Land Improvements	6100-6170			0.00
Buildings and Improvements of Buildings	6200			0.00
Books and Media for New School Libraries or Major Expansion of School Libraries	6300			0.00
Equipment	6400			0.00
Equipment Replacement	6500			0.00
Depreciation Expense (accrual basis only)	6900			0.00
Total, Capital Outlay		0.00	0.00	0.00
<b>7. Other Outgo</b>				
Tuition to Other Schools	7110-7143			0.00
Transfers of Pass-Through Revenues to Other LEAs	7211-7213			0.00
Transfers of Apportionments to Other LEAs - Spec. Ed.	7221-7223SE			0.00
Transfers of Apportionments to Other LEAs - All Other	7221-7223AO			0.00
All Other Transfers	7281-7299			0.00
Transfers of Indirect Costs	7300-7399			0.00
Debt Service:				
Interest	7438			0.00
Principal (for modified accrual basis only)	7439			0.00
Total Debt Service		0.00	0.00	0.00
Total, Other Outgo		0.00	0.00	0.00
<b>8. TOTAL EXPENDITURES</b>		1,617,522.58	38,484.10	1,656,006.68

**CHARTER SCHOOL UNAUDITED ACTUALS  
FINANCIAL REPORT -- ALTERNATIVE FORM**

**July 1, 2015 to June 30, 2016**

Charter School Name: Academy of Arts and Sciences: Fresno

CDS #: #N/A

Description	Object Code	Unrestricted	Restricted	Total
<b>C. EXCESS (DEFICIENCY) OF REVENUES OVER EXPENDITURES BEFORE OTHER FINANCING SOURCES AND USES (A5-B8)</b>		<b>(149,697.65)</b>	<b>(53,281.58)</b>	<b>(202,979.23)</b>
<b>D. OTHER FINANCING SOURCES / USES</b>				
1. Other Sources	8930-8979			0.00
2. Less: Other Uses	7630-7699			0.00
3. Contributions Between Unrestricted and Restricted Accounts (must net to zero)	8980-8999			0.00
4. TOTAL OTHER FINANCING SOURCES / USES		0.00	0.00	0.00
<b>E. NET INCREASE (DECREASE) IN FUND BALANCE /NET POSITION (C+D4)</b>		<b>(149,697.65)</b>	<b>(53,281.58)</b>	<b>(202,979.23)</b>
<b>F. FUND BALANCE / NET POSITION</b>				
1. Beginning Fund Balance/Net Position				
a. As of July 1	9791	548,931.24	53,281.58	602,212.82
b. Adjustments/Restatements	9793, 9795			0.00
c. Adjusted Beginning Fund Balance /Net Position		548,931.24	53,281.58	602,212.82
2. Ending Fund Balance /Net Position, June 30 (E+F1c)		399,233.59	0.00	399,233.59
<b>Components of Ending Fund Balance (Modified Accrual Basis only)</b>				
a. Nonspendable				
1. Revolving Cash (equals Object 9130)	9711			0.00
2. Stores (equals Object 9320)	9712			0.00
3. Prepaid Expenditures (equals Object 9330)	9713			0.00
4. All Others	9719			0.00
b. Restricted	9740			0.00
c. Committed				
1. Stabilization Arrangements	9750			0.00
2. Other Commitments	9760			0.00
d. Assigned	9780			0.00
e. Unassigned/Unappropriated				
1. Reserve for Economic Uncertainties	9789			0.00
2. Unassigned/Unappropriated Amount	9790M			0.00
<b>3. Components of Ending Net Position (Accrual Basis only)</b>				
a. Net Investment in Capital Assets	9796			0.00
b. Restricted Net Position	9797			0.00
c. Unrestricted Net Position	9790A	399,233.59	0.00	399,233.59

**CHARTER SCHOOL UNAUDITED ACTUALS  
FINANCIAL REPORT -- ALTERNATIVE FORM**

**July 1, 2015 to June 30, 2016**

Charter School Name: Academy of Arts and Sciences: Fresno

CDS #: #N/A

Description	Object Code	Unrestricted	Restricted	Total
<b>G. ASSETS</b>				
<b>1. Cash</b>				
In County Treasury	9110	181,043.50		181,043.50
Fair Value Adjustment to Cash in County Treasury	9111			0.00
In Banks	9120	175,341.91	93,800.41	269,142.32
In Revolving Fund	9130			0.00
With Fiscal Agent/Trustee	9135			0.00
Collections Awaiting Deposit	9140			0.00
<b>2. Investments</b>	9150			0.00
<b>3. Accounts Receivable</b>	9200			0.00
<b>4. Due from Grantor Governments</b>	9290	94,146.01		94,146.01
<b>5. Stores</b>	9320			0.00
<b>6. Prepaid Expenditures (Expenses)</b>	9330			0.00
<b>7. Other Current Assets</b>	9340			0.00
<b>8. Capital Assets (accrual basis only)</b>	9400-9489			0.00
<b>9. TOTAL ASSETS</b>		450,531.42	93,800.41	544,331.83
<b>H. DEFERRED OUTFLOWS OF RESOURCES</b>				
<b>1. Deferred Outflows of Resources</b>	9490			0.00
<b>2. TOTAL DEFERRED OUTFLOWS</b>		0.00	0.00	0.00
<b>I. LIABILITIES</b>				
<b>1. Accounts Payable</b>	9500	51,297.65		51,297.65
<b>2. Due to Grantor Governments</b>	9590			0.00
<b>3. Current Loans</b>	9640			0.00
<b>4. Unearned Revenue</b>	9650		93,800.41	93,800.41
<b>5. Long-Term Liabilities (accrual basis only)</b>	9660-9669			0.00
<b>6. TOTAL LIABILITIES</b>		51,297.65	93,800.41	145,098.06
<b>J. DEFERRED INFLOWS OF RESOURCES</b>				
<b>1. Deferred Inflows of Resources</b>	9690			0.00
<b>2. TOTAL DEFERRED INFLOWS</b>		0.00	0.00	0.00
<b>K. FUND BALANCE /NET POSITION</b>				
Ending Fund Balance /Net Position, June 30 (G9 + H2) - (I6 + J2) (must agree with Line F2)		399,233.77	0.00	399,233.77

**CHARTER SCHOOL UNAUDITED ACTUALS  
FINANCIAL REPORT -- ALTERNATIVE FORM**

July 1, 2015 to June 30, 2016

Charter School Name: Academy of Arts and Sciences: Fresno

CDS #: #N/A

**L. FEDERAL NO CHILD LEFT BEHIND (NCLB) MAINTENANCE OF EFFORT REQUIREMENT**

**NOTE: IF YOUR CHARTER SCHOOL RECEIVED FEDERAL FUNDING, AS REPORTED IN SECTION A2, THE FOLLOWING ADDITIONAL INFORMATION MUST BE PROVIDED IN ORDER FOR THE CDE TO CALCULATE COMPLIANCE WITH THE FEDERAL NO CHILD LEFT BEHIND (NCLB) MAINTENANCE OF EFFORT REQUIREMENT:**

**1. Federal Revenue Used for Capital Outlay and Debt Service**

Included in the Capital Outlay and Debt Service expenditures reported in sections B6 and B7 are the following amounts paid out of federal funds:

Federal Program Name (If no amounts, indicate "NONE")	Capital Outlay	Debt Service	Total
a. NONE	\$		0.00
b.			0.00
c.			0.00
d.			0.00
e.			0.00
f.			0.00
g.			0.00
h.			0.00
i.			0.00
j.			0.00
<b>TOTAL FEDERAL REVENUES USED FOR CAPITAL OUTLAY AND DEBT SERVICE</b>	0.00	0.00	0.00

**2. Community Services Expenditures**

Provide the amount of State and Local funds reported in Section B that were expended for Community Services Activities:

Objects of Expenditures	Amount (Enter "0.00" if none)
a. Certificated Salaries	1000-1999 0.00
b. Noncertificated Salaries	2000-2999 0.00
c. Employee Benefits	except 3801- 0.00
d. Books and Supplies	4000-4999 0.00
e. Services and Other Operating Expenditures	5000-5999 0.00
<b>TOTAL COMMUNITY SERVICES EXPENDITURES</b>	<b>0.00</b>

**CHARTER SCHOOL UNAUDITED ACTUALS  
FINANCIAL REPORT -- ALTERNATIVE FORM**

**July 1, 2015 to June 30, 2016**

**Charter School Name:** Academy of Arts and Sciences: Fresno

**CDS #:** #N/A

**3. State and Local Expenditures to be Used for Annual NCLB Maintenance of Effort Calculation:**

Results of this calculation will be used for comparison with 2014-15 expenditures. Failure to maintain the required 90 percent expenditure level on either an aggregate or per capita expenditure basis will result in reduction to allocations for covered programs in 2017-18.

a. Total Expenditures (B8)	1,656,006.68
b. Less Federal Expenditures (Total A2) [Revenues are used as proxy for expenditures because most federal revenues are normally recognized in the period that qualifying expenditures are incurred]	0.00
c. Subtotal of State & Local Expenditures [a minus b]	1,656,006.68
d. Less Community Services [L2 Total]	0.00
e. Less Capital Outlay & Debt Service [Total B6 plus objects 7438 and 7439, less L1 Total]	0.00
<b>TOTAL STATE &amp; LOCAL EXPENDITURES SUBJECT TO MOE [c minus d minus e]</b>	<b>\$ 1,656,006.68</b>

**CHARTER SCHOOL UNAUDITED ACTUALS  
FINANCIAL REPORT -- ALTERNATIVE FORM**

**July 1, 2015 to June 30, 2016**

Charter School Name: Academy of Arts and Sciences: Los Angeles K-8

CDS #: #N/A

Charter Approving Entity: Acton Agua Dulce

County: Los Angeles

Charter #: 1652

**This charter school uses the following basis of accounting:**

**(Please enter an "X" in the applicable box below; check only one box)**

**Accrual Basis** (Applicable Capital Assets/Interest on Long-Term Debt/Long-Term Liabilities/Net Position objects are 6900, 7438, 9400-9489, 9660-9669, 9796, and 9797)

**Modified Accrual Basis** (Applicable Capital Outlay/Debt Service/Fund Balance objects are 6100-6170, 6200-6500, 7438, 7439, and 9711-9789)

Description	Object Code	Unrestricted	Restricted	Total
<b>A. REVENUES</b>				
<b>1. LCFF Sources</b>				
State Aid - Current Year	8011	732,571.00		732,571.00
Education Protection Account State Aid - Current Year	8012	33,695.00		33,695.00
State Aid - Prior Years	8019	20,829.00		20,829.00
Transfers to Charter Schools in Lieu of Property Taxes	8096	51,097.00		51,097.00
Other LCFF Transfers	8091, 8097			0.00
Total, LCFF Sources		838,192.00	0.00	838,192.00
<b>2. Federal Revenues (see NOTE in Section L)</b>				
No Child Left Behind	8290			0.00
Special Education - Federal	8181, 8182			0.00
Child Nutrition - Federal	8220			0.00
Donated Food Commodities	8221			0.00
Other Federal Revenues	8110, 8260-8299			0.00
Total, Federal Revenues		0.00	0.00	0.00
<b>3. Other State Revenues</b>				
Special Education - State	StateRevSE		(101,911.87)	(101,911.87)
All Other State Revenues	StateRevAO	269,750.24	20,556.72	290,306.96
Total, Other State Revenues		269,750.24	(81,355.15)	188,395.09
<b>4. Other Local Revenues</b>				
All Other Local Revenues	LocalRevAO	1,097.54		1,097.54
Total, Local Revenues		1,097.54	0.00	1,097.54
<b>5. TOTAL REVENUES</b>				
		1,109,039.78	(81,355.15)	1,027,684.63
<b>B. EXPENDITURES (see NOTE in Section L)</b>				
<b>1. Certificated Salaries</b>				
Certificated Teachers' Salaries	1100	133,119.48		133,119.48
Certificated Pupil Support Salaries	1200			0.00
Certificated Supervisors' and Administrators' Salaries	1300	16,016.54		16,016.54
Other Certificated Salaries	1900		4,105.16	4,105.16
Total, Certificated Salaries		149,136.02	4,105.16	153,241.18
<b>2. Noncertificated Salaries</b>				
Noncertificated Instructional Salaries	2100			0.00
Noncertificated Support Salaries	2200			0.00
Noncertificated Supervisors' and Administrators' Salaries	2300	8,137.73		8,137.73
Clerical and Office Salaries	2400	23,658.66		23,658.66
Other Noncertificated Salaries	2900			0.00
Total, Noncertificated Salaries		31,796.39	0.00	31,796.39

**CHARTER SCHOOL UNAUDITED ACTUALS  
FINANCIAL REPORT -- ALTERNATIVE FORM**

**July 1, 2015 to June 30, 2016**

**Charter School Name:** Academy of Arts and Sciences: Los Angeles K-8

**CDS #:** #N/A

Description	Object Code	Unrestricted	Restricted	Total
<b>3. Employee Benefits</b>				
STRS	3101-3102	12,797.99	301.77	13,099.76
PERS	3201-3202			0.00
OASDI / Medicare / Alternative	3301-3302	5,119.57		5,119.57
Health and Welfare Benefits	3401-3402	18,240.23	(13.72)	18,226.51
Unemployment Insurance	3501-3502	4,409.52		4,409.52
Workers' Compensation Insurance	3601-3602	2,951.88		2,951.88
OPEB, Allocated	3701-3702			0.00
OPEB, Active Employees	3751-3752			0.00
Other Employee Benefits	3901-3902	(99.01)		(99.01)
Total, Employee Benefits		43,420.18	288.05	43,708.23
<b>4. Books and Supplies</b>				
Approved Textbooks and Core Curricula Materials	4100	90,342.40	169.93	90,512.33
Books and Other Reference Materials	4200	34,663.32		34,663.32
Materials and Supplies	4300	(125.48)		(125.48)
Noncapitalized Equipment	4400	5,589.22		5,589.22
Food	4700			0.00
Total, Books and Supplies		130,469.46	169.93	130,639.39
<b>5. Services and Other Operating Expenditures</b>				
Subagreements for Services	5100			0.00
Travel and Conferences	5200	966.48		966.48
Dues and Memberships	5300	180.36		180.36
Insurance	5400	1,810.56		1,810.56
Operations and Housekeeping Services	5500	821.37		821.37
Rentals, Leases, Repairs, and Noncap. Improvements	5600	79,595.48		79,595.48
Transfers of Direct Costs	5700-5799			0.00
Professional/Consulting Services and Operating Expend.	5800	67,979.61	5,131.89	73,111.50
Communications	5900	1,726.71		1,726.71
Total, Services and Other Operating Expenditures		153,080.57	5,131.89	158,212.46
<b>6. Capital Outlay</b>				
(Objects 6100-6170, 6200-6500 modified accrual basis only)				
Land and Land Improvements	6100-6170			0.00
Buildings and Improvements of Buildings	6200			0.00
Books and Media for New School Libraries or Major Expansion of School Libraries	6300			0.00
Equipment	6400			0.00
Equipment Replacement	6500			0.00
Depreciation Expense (accrual basis only)	6900			0.00
Total, Capital Outlay		0.00	0.00	0.00
<b>7. Other Outgo</b>				
Tuition to Other Schools	7110-7143			0.00
Transfers of Pass-Through Revenues to Other LEAs	7211-7213			0.00
Transfers of Apportionments to Other LEAs - Spec. Ed.	7221-7223SE			0.00
Transfers of Apportionments to Other LEAs - All Other	7221-7223AO			0.00
All Other Transfers	7281-7299			0.00
Transfers of Indirect Costs	7300-7399			0.00
Debt Service:				
Interest	7438	843.99		843.99
Principal (for modified accrual basis only)	7439			0.00
Total Debt Service		843.99	0.00	843.99
Total, Other Outgo		843.99	0.00	843.99
<b>8. TOTAL EXPENDITURES</b>		<b>508,746.61</b>	<b>9,695.03</b>	<b>518,441.64</b>



**CHARTER SCHOOL UNAUDITED ACTUALS  
FINANCIAL REPORT -- ALTERNATIVE FORM**

**July 1, 2015 to June 30, 2016**

Charter School Name: Academy of Arts and Sciences: Los Angeles K-8

CDS #: #N/A

Description	Object Code	Unrestricted	Restricted	Total
<b>C. EXCESS (DEFICIENCY) OF REVENUES OVER EXPENDITURES BEFORE OTHER FINANCING SOURCES AND USES (A5-B8)</b>		600,293.17	(91,050.18)	509,242.99
<b>D. OTHER FINANCING SOURCES / USES</b>				
1. Other Sources	8930-8979			0.00
2. Less: Other Uses	7630-7699			0.00
3. Contributions Between Unrestricted and Restricted Accounts (must net to zero)	8980-8999			0.00
4. TOTAL OTHER FINANCING SOURCES / USES		0.00	0.00	0.00
<b>E. NET INCREASE (DECREASE) IN FUND BALANCE /NET POSITION (C+D4)</b>		600,293.17	(91,050.18)	509,242.99
<b>F. FUND BALANCE / NET POSITION</b>				
1. Beginning Fund Balance/Net Position				
a. As of July 1	9791	704,526.21	91,050.18	795,576.39
b. Adjustments/Restatements	9793, 9795			0.00
c. Adjusted Beginning Fund Balance /Net Position		704,526.21	91,050.18	795,576.39
2. Ending Fund Balance /Net Position, June 30 (E+F1c)		1,304,819.38	0.00	1,304,819.38
<b>Components of Ending Fund Balance (Modified Accrual Basis only)</b>				
a. Nonspendable				
1. Revolving Cash (equals Object 9130)	9711			0.00
2. Stores (equals Object 9320)	9712			0.00
3. Prepaid Expenditures (equals Object 9330)	9713			0.00
4. All Others	9719			0.00
b. Restricted	9740			0.00
c. Committed				
1. Stabilization Arrangements	9750			0.00
2. Other Commitments	9760			0.00
d. Assigned	9780			0.00
e. Unassigned/Unappropriated				0.00
1. Reserve for Economic Uncertainties	9789			0.00
2. Unassigned/Unappropriated Amount	9790M			0.00
<b>3. Components of Ending Net Position (Accrual Basis only)</b>				
a. Net Investment in Capital Assets	9796			0.00
b. Restricted Net Position	9797			0.00
c. Unrestricted Net Position	9790A	1,304,819.38	0.00	1,304,819.38

**CHARTER SCHOOL UNAUDITED ACTUALS  
FINANCIAL REPORT -- ALTERNATIVE FORM**

**July 1, 2015 to June 30, 2016**

Charter School Name: Academy of Arts and Sciences: Los Angeles K-8

CDS #: #N/A

Description	Object Code	Unrestricted	Restricted	Total
<b>G. ASSETS</b>				
1. Cash				
In County Treasury	9110			0.00
Fair Value Adjustment to Cash in County Treasury	9111			0.00
In Banks	9120	1,728,035.82	161,790.73	1,889,826.55
In Revolving Fund	9130			0.00
With Fiscal Agent/Trustee	9135			0.00
Collections Awaiting Deposit	9140			0.00
2. Investments	9150			0.00
3. Accounts Receivable	9200			0.00
4. Due from Grantor Governments	9290	42,110.45		42,110.45
5. Stores	9320			0.00
6. Prepaid Expenditures (Expenses)	9330			0.00
7. Other Current Assets	9340			0.00
8. Capital Assets (accrual basis only)	9400-9489			0.00
9. TOTAL ASSETS		1,770,146.27	161,790.73	1,931,937.00
<b>H. DEFERRED OUTFLOWS OF RESOURCES</b>				
1. Deferred Outflows of Resources				
	9490			0.00
2. TOTAL DEFERRED OUTFLOWS		0.00	0.00	0.00
<b>I. LIABILITIES</b>				
1. Accounts Payable				
	9500			0.00
2. Due to Grantor Governments	9590	465,328.00		465,328.00
3. Current Loans	9640			0.00
4. Unearned Revenue	9650		161,790.73	161,790.73
5. Long-Term Liabilities (accrual basis only)	9660-9669			0.00
6. TOTAL LIABILITIES		465,328.00	161,790.73	627,118.73
<b>J. DEFERRED INFLOWS OF RESOURCES</b>				
1. Deferred Inflows of Resources				
	9690			0.00
2. TOTAL DEFERRED INFLOWS		0.00	0.00	0.00
<b>K. FUND BALANCE /NET POSITION</b>				
Ending Fund Balance /Net Position, June 30 (G9 + H2) - (I6 + J2) (must agree with Line F2)				
		1,304,818.27	0.00	1,304,818.27

**CHARTER SCHOOL UNAUDITED ACTUALS  
FINANCIAL REPORT -- ALTERNATIVE FORM**

July 1, 2015 to June 30, 2016

Charter School Name: Academy of Arts and Sciences: Los Angeles K-8

CDS #: #N/A

**L. FEDERAL NO CHILD LEFT BEHIND (NCLB) MAINTENANCE OF EFFORT REQUIREMENT**

**NOTE: IF YOUR CHARTER SCHOOL RECEIVED FEDERAL FUNDING, AS REPORTED IN SECTION A2, THE FOLLOWING ADDITIONAL INFORMATION MUST BE PROVIDED IN ORDER FOR THE CDE TO CALCULATE COMPLIANCE WITH THE FEDERAL NO CHILD LEFT BEHIND (NCLB) MAINTENANCE OF EFFORT REQUIREMENT:**

**1. Federal Revenue Used for Capital Outlay and Debt Service**

Included in the Capital Outlay and Debt Service expenditures reported in sections B6 and B7 are the following amounts paid out of federal funds:

Federal Program Name (If no amounts, indicate "NONE")	Capital Outlay	Debt Service	Total
a. NONE	\$		0.00
b.			0.00
c.			0.00
d.			0.00
e.			0.00
f.			0.00
g.			0.00
h.			0.00
i.			0.00
j.			0.00
<b>TOTAL FEDERAL REVENUES USED FOR CAPITAL OUTLAY AND DEBT SERVICE</b>	0.00	0.00	0.00

**2. Community Services Expenditures**

Provide the amount of State and Local funds reported in Section B that were expended for Community Services Activities:

Objects of Expenditures		Amount (Enter "0.00" if none)
a. Certificated Salaries	1000-1999	0.00
b. Noncertificated Salaries	2000-2999	0.00
c. Employee Benefits	except 3801-	0.00
d. Books and Supplies	4000-4999	0.00
e. Services and Other Operating Expenditures	5000-5999	0.00
<b>TOTAL COMMUNITY SERVICES EXPENDITURES</b>		0.00

**CHARTER SCHOOL UNAUDITED ACTUALS  
FINANCIAL REPORT -- ALTERNATIVE FORM**

**July 1, 2015 to June 30, 2016**

**Charter School Name:** Academy of Arts and Sciences: Los Angeles K-8

**CDS #:** #N/A

**3. State and Local Expenditures to be Used for Annual NCLB Maintenance of Effort Calculation:**

Results of this calculation will be used for comparison with 2014-15 expenditures. Failure to maintain the required 90 percent expenditure level on either an aggregate or per capita expenditure basis will result in reduction to allocations for covered programs in 2017-18.

a. Total Expenditures (B8)	518,441.64
b. Less Federal Expenditures (Total A2) [Revenues are used as proxy for expenditures because most federal revenues are normally recognized in the period that qualifying expenditures are incurred]	0.00
c. Subtotal of State & Local Expenditures [a minus b]	518,441.64
d. Less Community Services [L2 Total]	0.00
e. Less Capital Outlay & Debt Service [Total B6 plus objects 7438 and 7439, less L1 Total]	843.99
TOTAL STATE & LOCAL EXPENDITURES SUBJECT TO MOE [c minus d minus e]	\$ <u>517,597.65</u>

**CHARTER SCHOOL UNAUDITED ACTUALS  
FINANCIAL REPORT -- ALTERNATIVE FORM**

**July 1, 2015 to June 30, 2016**

Charter School Name: Academy of Arts and Sciences: Los Angeles (9-12)

CDS #: #N/A

Charter Approving Entity: Acton-Agua Dulce Unified

County: Los Angeles

Charter #: 1651

**This charter school uses the following basis of accounting:**

**(Please enter an "X" in the applicable box below; check only one box)**

**Accrual Basis** (Applicable Capital Assets/Interest on Long-Term Debt/Long-Term Liabilities/Net Position objects are 6900, 7438, 9400-9489, 9660-9669, 9796, and 9797)

**Modified Accrual Basis** (Applicable Capital Outlay/Debt Service/Fund Balance objects are 6100-6170, 6200-6500, 7438, 7439, and 9711-9789)

Description	Object Code	Unrestricted	Restricted	Total
<b>A. REVENUES</b>				
<b>1. LCFF Sources</b>				
State Aid - Current Year	8011	249,577.00		249,577.00
Education Protection Account State Aid - Current Year	8012	24,564.00		24,564.00
State Aid - Prior Years	8019	(14,046.00)		(14,046.00)
Transfers to Charter Schools in Lieu of Property Taxes	8096	15,665.00		15,665.00
Other LCFF Transfers	8091, 8097			0.00
Total, LCFF Sources		275,760.00	0.00	275,760.00
<b>2. Federal Revenues (see NOTE in Section L)</b>				
No Child Left Behind	8290			0.00
Special Education - Federal	8181, 8182			0.00
Child Nutrition - Federal	8220			0.00
Donated Food Commodities	8221			0.00
Other Federal Revenues	8110, 8260-8299			0.00
Total, Federal Revenues		0.00	0.00	0.00
<b>3. Other State Revenues</b>				
Special Education - State	StateRevSE		(21,793.05)	(21,793.05)
All Other State Revenues	StateRevAO	193,104.06	13,938.17	207,042.23
Total, Other State Revenues		193,104.06	(7,854.88)	185,249.18
<b>4. Other Local Revenues</b>				
All Other Local Revenues	LocalRevAO	354.23		354.23
Total, Local Revenues		354.23	0.00	354.23
<b>5. TOTAL REVENUES</b>				
		469,218.29	(7,854.88)	461,363.41
<b>B. EXPENDITURES (see NOTE in Section L)</b>				
<b>1. Certificated Salaries</b>				
Certificated Teachers' Salaries	1100	140,087.77		140,087.77
Certificated Pupil Support Salaries	1200			0.00
Certificated Supervisors' and Administrators' Salaries	1300	30,788.60	10,385.82	41,174.42
Other Certificated Salaries	1900			0.00
Total, Certificated Salaries		170,876.37	10,385.82	181,262.19
<b>2. Noncertificated Salaries</b>				
Noncertificated Instructional Salaries	2100			0.00
Noncertificated Support Salaries	2200			0.00
Noncertificated Supervisors' and Administrators' Salaries	2300	21,617.63		21,617.63
Clerical and Office Salaries	2400	55,076.16		55,076.16
Other Noncertificated Salaries	2900			0.00
Total, Noncertificated Salaries		76,693.79	0.00	76,693.79

**CHARTER SCHOOL UNAUDITED ACTUALS  
FINANCIAL REPORT -- ALTERNATIVE FORM**

**July 1, 2015 to June 30, 2016**

**Charter School Name:** Academy of Arts and Sciences: Los Angeles (9-12)

**CDS #:** #N/A

Description	Object Code	Unrestricted	Restricted	Total
<b>3. Employee Benefits</b>				
STRS	3101-3102	20,855.54	176.99	21,032.53
PERS	3201-3202			0.00
OASDI / Medicare / Alternative	3301-3302	10,428.87		10,428.87
Health and Welfare Benefits	3401-3402	24,808.71	20.68	24,829.39
Unemployment Insurance	3501-3502	1,256.96		1,256.96
Workers' Compensation Insurance	3601-3602	5,161.22		5,161.22
OPEB, Allocated	3701-3702			0.00
OPEB, Active Employees	3751-3752			0.00
Other Employee Benefits	3901-3902	1,532.08	(84.08)	1,448.00
Total, Employee Benefits		64,043.38	113.59	64,156.97
<b>4. Books and Supplies</b>				
Approved Textbooks and Core Curricula Materials	4100	203,227.10		203,227.10
Books and Other Reference Materials	4200	13,527.44	6,806.81	20,334.25
Materials and Supplies	4300	669.42		669.42
Noncapitalized Equipment	4400	22,402.45		22,402.45
Food	4700			0.00
Total, Books and Supplies		239,826.41	6,806.81	246,633.22
<b>5. Services and Other Operating Expenditures</b>				
Subagreements for Services	5100			0.00
Travel and Conferences	5200	4,031.87		4,031.87
Dues and Memberships	5300	227.46		227.46
Insurance	5400	520.18		520.18
Operations and Housekeeping Services	5500	492.33		492.33
Rentals, Leases, Repairs, and Noncap. Improvements	5600	49,661.20		49,661.20
Transfers of Direct Costs	5700-5799			0.00
Professional/Consulting Services and Operating Expend.	5800	157,502.51	56,079.93	213,582.44
Communications	5900	1,944.43		1,944.43
Total, Services and Other Operating Expenditures		214,379.98	56,079.93	270,459.91
<b>6. Capital Outlay</b>				
(Objects 6100-6170, 6200-6500 modified accrual basis only)				
Land and Land Improvements	6100-6170			0.00
Buildings and Improvements of Buildings	6200			0.00
Books and Media for New School Libraries or Major Expansion of School Libraries	6300			0.00
Equipment	6400			0.00
Equipment Replacement	6500			0.00
Depreciation Expense (accrual basis only)	6900			0.00
Total, Capital Outlay		0.00	0.00	0.00
<b>7. Other Outgo</b>				
Tuition to Other Schools	7110-7143			0.00
Transfers of Pass-Through Revenues to Other LEAs	7211-7213			0.00
Transfers of Apportionments to Other LEAs - Spec. Ed.	7221-7223SE			0.00
Transfers of Apportionments to Other LEAs - All Other	7221-7223AO			0.00
All Other Transfers	7281-7299			0.00
Transfers of Indirect Costs	7300-7399			0.00
Debt Service:				
Interest	7438	843.99		843.99
Principal (for modified accrual basis only)	7439			0.00
Total Debt Service		843.99	0.00	843.99
Total, Other Outgo		843.99	0.00	843.99
<b>8. TOTAL EXPENDITURES</b>		<b>766,663.92</b>	<b>73,386.15</b>	<b>840,050.07</b>

**CHARTER SCHOOL UNAUDITED ACTUALS  
FINANCIAL REPORT -- ALTERNATIVE FORM**

**July 1, 2015 to June 30, 2016**

Charter School Name: Academy of Arts and Sciences: Los Angeles (9-12)

CDS #: #N/A

Description	Object Code	Unrestricted	Restricted	Total
<b>C. EXCESS (DEFICIENCY) OF REVENUES OVER EXPENDITURES BEFORE OTHER FINANCING SOURCES AND USES (A5-B8)</b>		<b>(297,445.63)</b>	<b>(81,241.03)</b>	<b>(378,686.66)</b>
<b>D. OTHER FINANCING SOURCES / USES</b>				
1. Other Sources	8930-8979			0.00
2. Less: Other Uses	7630-7699			0.00
3. Contributions Between Unrestricted and Restricted Accounts (must net to zero)	8980-8999			0.00
4. TOTAL OTHER FINANCING SOURCES / USES		0.00	0.00	0.00
<b>E. NET INCREASE (DECREASE) IN FUND BALANCE /NET POSITION (C+D4)</b>		<b>(297,445.63)</b>	<b>(81,241.03)</b>	<b>(378,686.66)</b>
<b>F. FUND BALANCE / NET POSITION</b>				
1. Beginning Fund Balance/Net Position				
a. As of July 1	9791	1,007,270.61	81,241.03	1,088,511.64
b. Adjustments/Restatements	9793, 9795			0.00
c. Adjusted Beginning Fund Balance /Net Position		1,007,270.61	81,241.03	1,088,511.64
2. Ending Fund Balance /Net Position, June 30 (E+F1c)		709,824.98	0.00	709,824.98
<b>Components of Ending Fund Balance (Modified Accrual Basis only)</b>				
a. Nonspendable				
1. Revolving Cash (equals Object 9130)	9711			0.00
2. Stores (equals Object 9320)	9712			0.00
3. Prepaid Expenditures (equals Object 9330)	9713			0.00
4. All Others	9719			0.00
b. Restricted	9740			0.00
c. Committed				
1. Stabilization Arrangements	9750			0.00
2. Other Commitments	9760			0.00
d. Assigned	9780			0.00
e. Unassigned/Unappropriated				
1. Reserve for Economic Uncertainties	9789			0.00
2. Unassigned/Unappropriated Amount	9790M			0.00
<b>3. Components of Ending Net Position (Accrual Basis only)</b>				
a. Net Investment in Capital Assets	9796			0.00
b. Restricted Net Position	9797			0.00
c. Unrestricted Net Position	9790A	709,824.98	0.00	709,824.98

**CHARTER SCHOOL UNAUDITED ACTUALS  
FINANCIAL REPORT -- ALTERNATIVE FORM**

**July 1, 2015 to June 30, 2016**

Charter School Name: Academy of Arts and Sciences: Los Angeles (9-12)

CDS #: #N/A

Description	Object Code	Unrestricted	Restricted	Total
<b>G. ASSETS</b>				
<b>1. Cash</b>				
In County Treasury	9110			0.00
Fair Value Adjustment to Cash in County Treasury	9111			0.00
In Banks	9120	1,560,834.29	43,536.90	1,604,371.19
In Revolving Fund	9130			0.00
With Fiscal Agent/Trustee	9135			0.00
Collections Awaiting Deposit	9140			0.00
<b>2. Investments</b>	9150			0.00
<b>3. Accounts Receivable</b>	9200			0.00
<b>4. Due from Grantor Governments</b>	9290	28,847.32		28,847.32
<b>5. Stores</b>	9320			0.00
<b>6. Prepaid Expenditures (Expenses)</b>	9330			0.00
<b>7. Other Current Assets</b>	9340			0.00
<b>8. Capital Assets (accrual basis only)</b>	9400-9489			0.00
<b>9. TOTAL ASSETS</b>		1,589,681.61	43,536.90	1,633,218.51
<b>H. DEFERRED OUTFLOWS OF RESOURCES</b>				
<b>1. Deferred Outflows of Resources</b>				
	9490			0.00
<b>2. TOTAL DEFERRED OUTFLOWS</b>		0.00	0.00	0.00
<b>I. LIABILITIES</b>				
<b>1. Accounts Payable</b>				
	9500	43,812.01		43,812.01
<b>2. Due to Grantor Governments</b>				
	9590	836,044.50		836,044.50
<b>3. Current Loans</b>				
	9640			0.00
<b>4. Unearned Revenue</b>				
	9650		43,536.90	43,536.90
<b>5. Long-Term Liabilities (accrual basis only)</b>				
	9660-9669			0.00
<b>6. TOTAL LIABILITIES</b>		879,856.51	43,536.90	923,393.41
<b>J. DEFERRED INFLOWS OF RESOURCES</b>				
<b>1. Deferred Inflows of Resources</b>				
	9690			0.00
<b>2. TOTAL DEFERRED INFLOWS</b>		0.00	0.00	0.00
<b>K. FUND BALANCE /NET POSITION</b>				
Ending Fund Balance /Net Position, June 30 (G9 + H2) - (I6 + J2)				
(must agree with Line F2)				
		709,825.10	0.00	709,825.10



**CHARTER SCHOOL UNAUDITED ACTUALS  
FINANCIAL REPORT -- ALTERNATIVE FORM**

July 1, 2015 to June 30, 2016

Charter School Name: Academy of Arts and Sciences: Los Angeles (9-12)

CDS #: #N/A

**L. FEDERAL NO CHILD LEFT BEHIND (NCLB) MAINTENANCE OF EFFORT REQUIREMENT**

**NOTE: IF YOUR CHARTER SCHOOL RECEIVED FEDERAL FUNDING, AS REPORTED IN SECTION A2, THE FOLLOWING ADDITIONAL INFORMATION MUST BE PROVIDED IN ORDER FOR THE CDE TO CALCULATE COMPLIANCE WITH THE FEDERAL NO CHILD LEFT BEHIND (NCLB) MAINTENANCE OF EFFORT REQUIREMENT:**

**1. Federal Revenue Used for Capital Outlay and Debt Service**

Included in the Capital Outlay and Debt Service expenditures reported in sections B6 and B7 are the following amounts paid out of federal funds:

Federal Program Name (If no amounts, indicate "NONE")	Capital Outlay	Debt Service	Total
a. _____	\$		0.00
b. _____			0.00
c. _____			0.00
d. _____			0.00
e. _____			0.00
f. _____			0.00
g. _____			0.00
h. _____			0.00
i. _____			0.00
j. _____			0.00
<b>TOTAL FEDERAL REVENUES USED FOR CAPITAL OUTLAY AND DEBT SERVICE</b>	0.00	0.00	0.00

**2. Community Services Expenditures**

Provide the amount of State and Local funds reported in Section B that were expended for Community Services Activities:

Objects of Expenditures		Amount (Enter "0.00" if none)
a. Certificated Salaries	1000-1999	_____
b. Noncertificated Salaries	2000-2999	_____
c. Employee Benefits	except 3801-	_____
d. Books and Supplies	4000-4999	_____
e. Services and Other Operating Expenditures	5000-5999	_____
<b>TOTAL COMMUNITY SERVICES EXPENDITURES</b>		<b>0.00</b>

**CHARTER SCHOOL UNAUDITED ACTUALS  
FINANCIAL REPORT -- ALTERNATIVE FORM**

**July 1, 2015 to June 30, 2016**

**Charter School Name:** Academy of Arts and Sciences: Los Angeles (9-12)

**CDS #:** #N/A

**3. State and Local Expenditures to be Used for Annual NCLB Maintenance of Effort Calculation:**

Results of this calculation will be used for comparison with 2014-15 expenditures. Failure to maintain the required 90 percent expenditure level on either an aggregate or per capita expenditure basis will result in reduction to allocations for covered programs in 2017-18.

a. Total Expenditures (B8)	840,050.07
b. Less Federal Expenditures (Total A2) [Revenues are used as proxy for expenditures because most federal revenues are normally recognized in the period that qualifying expenditures are incurred]	0.00
c. Subtotal of State & Local Expenditures [a minus b]	840,050.07
d. Less Community Services [L2 Total]	0.00
e. Less Capital Outlay & Debt Service [Total B6 plus objects 7438 and 7439, less L1 Total]	843.99
TOTAL STATE & LOCAL EXPENDITURES SUBJECT TO MOE [c minus d minus e]	\$ 839,206.08

**CHARTER SCHOOL UNAUDITED ACTUALS  
FINANCIAL REPORT -- ALTERNATIVE FORM**

**July 1, 2015 to June 30, 2016**

Charter School Name: Academy of Arts and Sciences: Oxnard and Ventura

CDS #: #N/A

Charter Approving Entity: Mupu Elementary

County: Ventura

Charter #: 1456

**This charter school uses the following basis of accounting:**

**(Please enter an "X" in the applicable box below; check only one box)**

**Accrual Basis** (Applicable Capital Assets/Interest on Long-Term Debt/Long-Term Liabilities/Net Position objects are 6900, 7438, 9400-9489, 9660-9669, 9796, and 9797)

**Modified Accrual Basis** (Applicable Capital Outlay/Debt Service/Fund Balance objects are 6100-6170, 6200-6500, 7438, 7439, and 9711-9789)

Description	Object Code	Unrestricted	Restricted	Total
<b>A. REVENUES</b>				
<b>1. LCFF Sources</b>				
State Aid - Current Year	8011	395,856.00		395,856.00
Education Protection Account State Aid - Current Year	8012	423,942.00		423,942.00
State Aid - Prior Years	8019	(36,407.00)		(36,407.00)
Transfers to Charter Schools in Lieu of Property Taxes	8096	41,568.00		41,568.00
Other LCFF Transfers	8091, 8097			0.00
Total, LCFF Sources		824,959.00	0.00	824,959.00
<b>2. Federal Revenues (see NOTE in Section L)</b>				
No Child Left Behind	8290			0.00
Special Education - Federal	8181, 8182			0.00
Child Nutrition - Federal	8220			0.00
Donated Food Commodities	8221			0.00
Other Federal Revenues	8110, 8260-8299			0.00
Total, Federal Revenues		0.00	0.00	0.00
<b>3. Other State Revenues</b>				
Special Education - State	StateRevSE		(247,283.84)	(247,283.84)
All Other State Revenues	StateRevAO	502,134.66	46,053.38	548,188.04
Total, Other State Revenues		502,134.66	(201,230.46)	300,904.20
<b>4. Other Local Revenues</b>				
All Other Local Revenues	LocalRevAO	4,517.28		4,517.28
Total, Local Revenues		4,517.28	0.00	4,517.28
<b>5. TOTAL REVENUES</b>				
		1,331,610.94	(201,230.46)	1,130,380.48
<b>B. EXPENDITURES (see NOTE in Section L)</b>				
<b>1. Certificated Salaries</b>				
Certificated Teachers' Salaries	1100	115,316.92		115,316.92
Certificated Pupil Support Salaries	1200			0.00
Certificated Supervisors' and Administrators' Salaries	1300	14,128.90		14,128.90
Other Certificated Salaries	1900		3,629.84	3,629.84
Total, Certificated Salaries		129,445.82	3,629.84	133,075.66
<b>2. Noncertificated Salaries</b>				
Noncertificated Instructional Salaries	2100			0.00
Noncertificated Support Salaries	2200			0.00
Noncertificated Supervisors' and Administrators' Salaries	2300	7,043.50		7,043.50
Clerical and Office Salaries	2400	20,984.87		20,984.87
Other Noncertificated Salaries	2900			0.00
Total, Noncertificated Salaries		28,028.37	0.00	28,028.37

**CHARTER SCHOOL UNAUDITED ACTUALS  
FINANCIAL REPORT -- ALTERNATIVE FORM**

**July 1, 2015 to June 30, 2016**

**Charter School Name:** Academy of Arts and Sciences: Oxnard and Ventura

**CDS #:** #N/A

Description	Object Code	Unrestricted	Restricted	Total
<b>3. Employee Benefits</b>				
STRS	3101-3102	10,384.20	271.39	10,655.59
PERS	3201-3202			0.00
OASDI / Medicare / Alternative	3301-3302	4,536.22		4,536.22
Health and Welfare Benefits	3401-3402	15,011.94	(12.34)	14,999.60
Unemployment Insurance	3501-3502	4,067.68		4,067.68
Workers' Compensation Insurance	3601-3602	2,485.41		2,485.41
OPEB, Allocated	3701-3702			0.00
OPEB, Active Employees	3751-3752			0.00
Other Employee Benefits	3901-3902	(104.82)		(104.82)
Total, Employee Benefits		36,380.63	259.05	36,639.68
<b>4. Books and Supplies</b>				
Approved Textbooks and Core Curricula Materials	4100	79,798.85	141.29	79,940.14
Books and Other Reference Materials	4200	33,421.01		33,421.01
Materials and Supplies	4300	291.91		291.91
Noncapitalized Equipment	4400	4,769.00		4,769.00
Food	4700			0.00
Total, Books and Supplies		118,280.77	141.29	118,422.06
<b>5. Services and Other Operating Expenditures</b>				
Subagreements for Services	5100			0.00
Travel and Conferences	5200	861.28		861.28
Dues and Memberships	5300	147.62		147.62
Insurance	5400	1,579.78		1,579.78
Operations and Housekeeping Services	5500	676.66		676.66
Rentals, Leases, Repairs, and Noncap. Improvements	5600	12,604.60		12,604.60
Transfers of Direct Costs	5700-5799			0.00
Professional/Consulting Services and Operating Expend.	5800	60,753.33	885.74	61,639.07
Communications	5900	1,499.20		1,499.20
Total, Services and Other Operating Expenditures		78,122.47	885.74	79,008.21
<b>6. Capital Outlay</b>				
(Objects 6100-6170, 6200-6500 modified accrual basis only)				
Land and Land Improvements	6100-6170			0.00
Buildings and Improvements of Buildings	6200			0.00
Books and Media for New School Libraries or Major Expansion of School Libraries	6300			0.00
Equipment	6400			0.00
Equipment Replacement	6500			0.00
Depreciation Expense (accrual basis only)	6900			0.00
Total, Capital Outlay		0.00	0.00	0.00
<b>7. Other Outgo</b>				
Tuition to Other Schools	7110-7143			0.00
Transfers of Pass-Through Revenues to Other LEAs	7211-7213			0.00
Transfers of Apportionments to Other LEAs - Spec. Ed.	7221-7223SE			0.00
Transfers of Apportionments to Other LEAs - All Other	7221-7223AO			0.00
All Other Transfers	7281-7299			0.00
Transfers of Indirect Costs	7300-7399			0.00
Debt Service:				
Interest	7438	676.00		676.00
Principal (for modified accrual basis only)	7439			0.00
Total Debt Service		676.00	0.00	676.00
Total, Other Outgo		676.00	0.00	676.00
<b>8. TOTAL EXPENDITURES</b>		390,934.06	4,915.92	395,849.98

**CHARTER SCHOOL UNAUDITED ACTUALS  
FINANCIAL REPORT -- ALTERNATIVE FORM**

**July 1, 2015 to June 30, 2016**

Charter School Name: Academy of Arts and Sciences: Oxnard and Ventura

CDS #: #N/A

Description	Object Code	Unrestricted	Restricted	Total
<b>C. EXCESS (DEFICIENCY) OF REVENUES OVER EXPENDITURES BEFORE OTHER FINANCING SOURCES AND USES (A5-B8)</b>		940,676.88	(206,146.38)	734,530.50
<b>D. OTHER FINANCING SOURCES / USES</b>				
1. Other Sources	8930-8979			0.00
2. Less: Other Uses	7630-7699			0.00
3. Contributions Between Unrestricted and Restricted Accounts (must net to zero)	8980-8999			0.00
4. TOTAL OTHER FINANCING SOURCES / USES		0.00	0.00	0.00
<b>E. NET INCREASE (DECREASE) IN FUND BALANCE /NET POSITION (C+D4)</b>		940,676.88	(206,146.38)	734,530.50
<b>F. FUND BALANCE / NET POSITION</b>				
1. Beginning Fund Balance/Net Position				
a. As of July 1	9791	1,911,307.57	206,146.38	2,117,453.95
b. Adjustments/Restatements	9793, 9795	20,595.00		20,595.00
c. Adjusted Beginning Fund Balance /Net Position		1,931,902.57	206,146.38	2,138,048.95
2. Ending Fund Balance /Net Position, June 30 (E+F1c)		2,872,579.45	0.00	2,872,579.45
<b>Components of Ending Fund Balance (Modified Accrual Basis only)</b>				
a. Nonspendable				
1. Revolving Cash (equals Object 9130)	9711			0.00
2. Stores (equals Object 9320)	9712			0.00
3. Prepaid Expenditures (equals Object 9330)	9713			0.00
4. All Others	9719			0.00
b. Restricted	9740			0.00
c. Committed				
1. Stabilization Arrangements	9750			0.00
2. Other Commitments	9760			0.00
d. Assigned	9780			0.00
e. Unassigned/Unappropriated				0.00
1. Reserve for Economic Uncertainties	9789			0.00
2. Unassigned/Unappropriated Amount	9790M			0.00
<b>3. Components of Ending Net Position (Accrual Basis only)</b>				
a. Net Investment in Capital Assets	9796			0.00
b. Restricted Net Position	9797			0.00
c. Unrestricted Net Position	9790A	2,872,579.45	0.00	2,872,579.45

**CHARTER SCHOOL UNAUDITED ACTUALS  
FINANCIAL REPORT -- ALTERNATIVE FORM**

**July 1, 2015 to June 30, 2016**

Charter School Name: Academy of Arts and Sciences: Oxnard and Ventura

CDS #: #N/A

Description	Object Code	Unrestricted	Restricted	Total
<b>G. ASSETS</b>				
<b>1. Cash</b>				
In County Treasury	9110			0.00
Fair Value Adjustment to Cash in County Treasury	9111			0.00
In Banks	9120	4,502,953.21	316,473.29	4,819,426.50
In Revolving Fund	9130			0.00
With Fiscal Agent/Trustee	9135			0.00
Collections Awaiting Deposit	9140			0.00
<b>2. Investments</b>	9150			0.00
<b>3. Accounts Receivable</b>	9200			0.00
<b>4. Due from Grantor Governments</b>	9290	68,558.57		68,558.57
<b>5. Stores</b>	9320			0.00
<b>6. Prepaid Expenditures (Expenses)</b>	9330			0.00
<b>7. Other Current Assets</b>	9340			0.00
<b>8. Capital Assets (accrual basis only)</b>	9400-9489			0.00
<b>9. TOTAL ASSETS</b>		4,571,511.78	316,473.29	4,887,985.07
<b>H. DEFERRED OUTFLOWS OF RESOURCES</b>				
<b>1. Deferred Outflows of Resources</b>				
	9490			0.00
<b>2. TOTAL DEFERRED OUTFLOWS</b>		0.00	0.00	0.00
<b>I. LIABILITIES</b>				
<b>1. Accounts Payable</b>				
	9500			0.00
<b>2. Due to Grantor Governments</b>	9590	1,698,932.28		1,698,932.28
<b>3. Current Loans</b>	9640			0.00
<b>4. Unearned Revenue</b>	9650		316,473.29	316,473.29
<b>5. Long-Term Liabilities (accrual basis only)</b>	9660-9669			0.00
<b>6. TOTAL LIABILITIES</b>		1,698,932.28	316,473.29	2,015,405.57
<b>J. DEFERRED INFLOWS OF RESOURCES</b>				
<b>1. Deferred Inflows of Resources</b>				
	9690			0.00
<b>2. TOTAL DEFERRED INFLOWS</b>		0.00	0.00	0.00
<b>K. FUND BALANCE /NET POSITION</b>				
Ending Fund Balance /Net Position, June 30 (G9 + H2) - (I6 + J2) (must agree with Line F2)				
		2,872,579.50	0.00	2,872,579.50

**CHARTER SCHOOL UNAUDITED ACTUALS  
FINANCIAL REPORT -- ALTERNATIVE FORM**

**July 1, 2015 to June 30, 2016**

Charter School Name: Academy of Arts and Sciences: Oxnard and Ventura

CDS #: #N/A

**L. FEDERAL NO CHILD LEFT BEHIND (NCLB) MAINTENANCE OF EFFORT REQUIREMENT**

**NOTE: IF YOUR CHARTER SCHOOL RECEIVED FEDERAL FUNDING, AS REPORTED IN SECTION A2, THE FOLLOWING ADDITIONAL INFORMATION MUST BE PROVIDED IN ORDER FOR THE CDE TO CALCULATE COMPLIANCE WITH THE FEDERAL NO CHILD LEFT BEHIND (NCLB) MAINTENANCE OF EFFORT REQUIREMENT:**

**1. Federal Revenue Used for Capital Outlay and Debt Service**

Included in the Capital Outlay and Debt Service expenditures reported in sections B6 and B7 are the following amounts paid out of federal funds:

Federal Program Name (If no amounts, indicate "NONE")	Capital Outlay	Debt Service	Total
a. NONE	\$		0.00
b.			0.00
c.			0.00
d.			0.00
e.			0.00
f.			0.00
g.			0.00
h.			0.00
i.			0.00
j.			0.00
<b>TOTAL FEDERAL REVENUES USED FOR CAPITAL OUTLAY AND DEBT SERVICE</b>	0.00	0.00	0.00

**2. Community Services Expenditures**

Provide the amount of State and Local funds reported in Section B that were expended for Community Services Activities:

Objects of Expenditures		Amount (Enter "0.00" if none)
a. Certificated Salaries	1000-1999	0.00
b. Noncertificated Salaries	2000-2999	0.00
c. Employee Benefits	except 3801-	0.00
d. Books and Supplies	4000-4999	0.00
e. Services and Other Operating Expenditures	5000-5999	0.00
<b>TOTAL COMMUNITY SERVICES EXPENDITURES</b>		0.00

**CHARTER SCHOOL UNAUDITED ACTUALS  
FINANCIAL REPORT -- ALTERNATIVE FORM**

**July 1, 2015 to June 30, 2016**

**Charter School Name:** Academy of Arts and Sciences: Oxnard and Ventura

**CDS #:** #N/A

**3. State and Local Expenditures to be Used for Annual NCLB Maintenance of Effort Calculation:**

Results of this calculation will be used for comparison with 2014-15 expenditures. Failure to maintain the required 90 percent expenditure level on either an aggregate or per capita expenditure basis will result in reduction to allocations for covered programs in 2017-18.

a. Total Expenditures (B8)	395,849.98
b. Less Federal Expenditures (Total A2) [Revenues are used as proxy for expenditures because most federal revenues are normally recognized in the period that qualifying expenditures are incurred]	0.00
c. Subtotal of State & Local Expenditures [a minus b]	395,849.98
d. Less Community Services [L2 Total]	0.00
e. Less Capital Outlay & Debt Service [Total B6 plus objects 7438 and 7439, less L1 Total]	676.00
TOTAL STATE & LOCAL EXPENDITURES SUBJECT TO MOE [c minus d minus e]	\$ <u>395,173.98</u>



**CHARTER SCHOOL UNAUDITED ACTUALS  
FINANCIAL REPORT -- ALTERNATIVE FORM**

July 1, 2015 to June 30, 2016

Charter School Name: Academy of Arts and Sciences: Sonoma

CDS #: #N/A

Charter Approving Entity: Cotati-Rohnert Park Unified

County: Sonoma

Charter #: 1457

**This charter school uses the following basis of accounting:**

**(Please enter an "X" in the applicable box below; check only one box)**

**Accrual Basis** (Applicable Capital Assets/Interest on Long-Term Debt/Long-Term Liabilities/Net Position objects are 6900, 7438, 9400-9489, 9660-9669, 9796, and 9797)

**Modified Accrual Basis** (Applicable Capital Outlay/Debt Service/Fund Balance objects are 6100-6170, 6200-6500, 7438, 7439, and 9711-9789)

Description	Object Code	Unrestricted	Restricted	Total
<b>A. REVENUES</b>				
<b>1. LCFF Sources</b>				
State Aid - Current Year	8011	1,033,018.00		1,033,018.00
Education Protection Account State Aid - Current Year	8012	443,706.00		443,706.00
State Aid - Prior Years	8019	18,191.00		18,191.00
Transfers to Charter Schools in Lieu of Property Taxes	8096	997,255.00		997,255.00
Other LCFF Transfers	8091, 8097			0.00
Total, LCFF Sources		2,492,170.00	0.00	2,492,170.00
<b>2. Federal Revenues (see NOTE in Section L)</b>				
No Child Left Behind	8290			0.00
Special Education - Federal	8181, 8182			0.00
Child Nutrition - Federal	8220			0.00
Donated Food Commodities	8221			0.00
Other Federal Revenues	8110, 8260-8299			0.00
Total, Federal Revenues		0.00	0.00	0.00
<b>3. Other State Revenues</b>				
Special Education - State	StateRevSE		114,903.62	114,903.62
All Other State Revenues	StateRevAO	156,607.89	14,185.33	170,793.22
Total, Other State Revenues		156,607.89	129,088.95	285,696.84
<b>4. Other Local Revenues</b>				
All Other Local Revenues	LocalRevAO	14,857.83		14,857.83
Total, Local Revenues		14,857.83	0.00	14,857.83
<b>5. TOTAL REVENUES</b>				
		2,663,635.72	129,088.95	2,792,724.67
<b>B. EXPENDITURES (see NOTE in Section L)</b>				
<b>1. Certificated Salaries</b>				
Certificated Teachers' Salaries	1100	860,343.46		860,343.46
Certificated Pupil Support Salaries	1200			0.00
Certificated Supervisors' and Administrators' Salaries	1300	105,571.87	33,009.22	138,581.09
Other Certificated Salaries	1900			0.00
Total, Certificated Salaries		965,915.33	33,009.22	998,924.55
<b>2. Noncertificated Salaries</b>				
Noncertificated Instructional Salaries	2100			0.00
Noncertificated Support Salaries	2200			0.00
Noncertificated Supervisors' and Administrators' Salaries	2300	68,310.43		68,310.43
Clerical and Office Salaries	2400	178,615.75		178,615.75
Other Noncertificated Salaries	2900			0.00
Total, Noncertificated Salaries		246,926.18	0.00	246,926.18

**CHARTER SCHOOL UNAUDITED ACTUALS  
FINANCIAL REPORT -- ALTERNATIVE FORM**

**July 1, 2015 to June 30, 2016**

**Charter School Name:** Academy of Arts and Sciences: Sonoma

**CDS #:** #N/A

Description	Object Code	Unrestricted	Restricted	Total
<b>3. Employee Benefits</b>				
STRS	3101-3102	76,047.88	1,015.13	77,063.01
PERS	3201-3202			0.00
OASDI / Medicare / Alternative	3301-3302	35,101.20		35,101.20
Health and Welfare Benefits	3401-3402	98,557.66	22.64	98,580.30
Unemployment Insurance	3501-3502	11,323.33		11,323.33
Workers' Compensation Insurance	3601-3602	18,524.71		18,524.71
OPEB, Allocated	3701-3702			0.00
OPEB, Active Employees	3751-3752			0.00
Other Employee Benefits	3901-3902	3,508.14	(201.69)	3,306.45
Total, Employee Benefits		243,062.92	836.08	243,899.00
<b>4. Books and Supplies</b>				
Approved Textbooks and Core Curricula Materials	4100	598,124.44		598,124.44
Books and Other Reference Materials	4200	173,020.27		173,020.27
Materials and Supplies	4300	16,982.26	19,745.75	36,728.01
Noncapitalized Equipment	4400	51,488.43		51,488.43
Food	4700			0.00
Total, Books and Supplies		839,615.40	19,745.75	859,361.15
<b>5. Services and Other Operating Expenditures</b>				
Subagreements for Services	5100			0.00
Travel and Conferences	5200	11,042.28		11,042.28
Dues and Memberships	5300	932.96		932.96
Insurance	5400	4,890.77		4,890.77
Operations and Housekeeping Services	5500	10,962.36		10,962.36
Rentals, Leases, Repairs, and Noncap. Improvements	5600	218,129.39		218,129.39
Transfers of Direct Costs	5700-5799			0.00
Professional/Consulting Services and Operating Expend.	5800	677,919.10	77,049.30	754,968.40
Communications	5900	8,948.55		8,948.55
Total, Services and Other Operating Expenditures		932,825.41	77,049.30	1,009,874.71
<b>6. Capital Outlay</b>				
(Objects 6100-6170, 6200-6500 modified accrual basis only)				
Land and Land Improvements	6100-6170			0.00
Buildings and Improvements of Buildings	6200			0.00
Books and Media for New School Libraries or Major Expansion of School Libraries	6300			0.00
Equipment	6400			0.00
Equipment Replacement	6500			0.00
Depreciation Expense (accrual basis only)	6900			0.00
Total, Capital Outlay		0.00	0.00	0.00
<b>7. Other Outgo</b>				
Tuition to Other Schools	7110-7143			0.00
Transfers of Pass-Through Revenues to Other LEAs	7211-7213			0.00
Transfers of Apportionments to Other LEAs - Spec. Ed.	7221-7223SE			0.00
Transfers of Apportionments to Other LEAs - All Other	7221-7223AO			0.00
All Other Transfers	7281-7299			0.00
Transfers of Indirect Costs	7300-7399			0.00
Debt Service:				
Interest	7438			0.00
Principal (for modified accrual basis only)	7439			0.00
Total Debt Service		0.00	0.00	0.00
Total, Other Outgo		0.00	0.00	0.00
<b>8. TOTAL EXPENDITURES</b>		<b>3,228,345.24</b>	<b>130,640.35</b>	<b>3,358,985.59</b>

**CHARTER SCHOOL UNAUDITED ACTUALS  
FINANCIAL REPORT -- ALTERNATIVE FORM**

**July 1, 2015 to June 30, 2016**

Charter School Name: Academy of Arts and Sciences: Sonoma

CDS #: #N/A

Description	Object Code	Unrestricted	Restricted	Total
<b>C. EXCESS (DEFICIENCY) OF REVENUES OVER EXPENDITURES BEFORE OTHER FINANCING SOURCES AND USES (A5-B8)</b>		<b>(564,709.52)</b>	<b>(1,551.40)</b>	<b>(566,260.92)</b>
<b>D. OTHER FINANCING SOURCES / USES</b>				
1. Other Sources	8930-8979			0.00
2. Less: Other Uses	7630-7699			0.00
3. Contributions Between Unrestricted and Restricted Accounts (must net to zero)	8980-8999			0.00
4. TOTAL OTHER FINANCING SOURCES / USES		0.00	0.00	0.00
<b>E. NET INCREASE (DECREASE) IN FUND BALANCE /NET POSITION (C+D4)</b>		<b>(564,709.52)</b>	<b>(1,551.40)</b>	<b>(566,260.92)</b>
<b>F. FUND BALANCE / NET POSITION</b>				
1. Beginning Fund Balance/Net Position				
a. As of July 1	9791	662,415.19	1,551.40	663,966.59
b. Adjustments/Restatements	9793, 9795			0.00
c. Adjusted Beginning Fund Balance /Net Position		662,415.19	1,551.40	663,966.59
2. Ending Fund Balance /Net Position, June 30 (E+F1c)		97,705.67	0.00	97,705.67
<b>Components of Ending Fund Balance (Modified Accrual Basis only)</b>				
a. Nonspendable				
1. Revolving Cash (equals Object 9130)	9711			0.00
2. Stores (equals Object 9320)	9712			0.00
3. Prepaid Expenditures (equals Object 9330)	9713			0.00
4. All Others	9719			0.00
b. Restricted	9740			0.00
c. Committed				
1. Stabilization Arrangements	9750			0.00
2. Other Commitments	9760			0.00
d. Assigned	9780			0.00
e. Unassigned/Unappropriated				
1. Reserve for Economic Uncertainties	9789			0.00
2. Unassigned/Unappropriated Amount	9790M			0.00
<b>3. Components of Ending Net Position (Accrual Basis only)</b>				
a. Net Investment in Capital Assets	9796			0.00
b. Restricted Net Position	9797			0.00
c. Unrestricted Net Position	9790A	97,705.67	0.00	97,705.67

**CHARTER SCHOOL UNAUDITED ACTUALS  
FINANCIAL REPORT -- ALTERNATIVE FORM**

**July 1, 2015 to June 30, 2016**

Charter School Name: Academy of Arts and Sciences: Sonoma

CDS #: #N/A

Description	Object Code	Unrestricted	Restricted	Total
<b>G. ASSETS</b>				
<b>1. Cash</b>				
In County Treasury	9110	2,700,605.27		2,700,605.27
Fair Value Adjustment to Cash in County Treasury	9111			0.00
In Banks	9120	(2,736,409.06)	38,875.78	(2,697,533.28)
In Revolving Fund	9130			0.00
With Fiscal Agent/Trustee	9135			0.00
Collections Awaiting Deposit	9140			0.00
<b>2. Investments</b>	9150			0.00
<b>3. Accounts Receivable</b>	9200			0.00
<b>4. Due from Grantor Governments</b>	9290	238,263.28		238,263.28
<b>5. Stores</b>	9320			0.00
<b>6. Prepaid Expenditures (Expenses)</b>	9330			0.00
<b>7. Other Current Assets</b>	9340			0.00
<b>8. Capital Assets (accrual basis only)</b>	9400-9489			0.00
<b>9. TOTAL ASSETS</b>		202,459.49	38,875.78	241,335.27
<b>H. DEFERRED OUTFLOWS OF RESOURCES</b>				
<b>1. Deferred Outflows of Resources</b>	9490			0.00
<b>2. TOTAL DEFERRED OUTFLOWS</b>		0.00	0.00	0.00
<b>I. LIABILITIES</b>				
<b>1. Accounts Payable</b>	9500	104,753.41		104,753.41
<b>2. Due to Grantor Governments</b>	9590			0.00
<b>3. Current Loans</b>	9640			0.00
<b>4. Unearned Revenue</b>	9650		38,875.78	38,875.78
<b>5. Long-Term Liabilities (accrual basis only)</b>	9660-9669			0.00
<b>6. TOTAL LIABILITIES</b>		104,753.41	38,875.78	143,629.19
<b>J. DEFERRED INFLOWS OF RESOURCES</b>				
<b>1. Deferred Inflows of Resources</b>	9690			0.00
<b>2. TOTAL DEFERRED INFLOWS</b>		0.00	0.00	0.00
<b>K. FUND BALANCE /NET POSITION</b>				
Ending Fund Balance /Net Position, June 30 (G9 + H2) - (I6 + J2) (must agree with Line F2)		97,706.08	0.00	97,706.08

**CHARTER SCHOOL UNAUDITED ACTUALS  
FINANCIAL REPORT -- ALTERNATIVE FORM**

July 1, 2015 to June 30, 2016

Charter School Name: Academy of Arts and Sciences: Sonoma

CDS #: #N/A

**L. FEDERAL NO CHILD LEFT BEHIND (NCLB) MAINTENANCE OF EFFORT REQUIREMENT**

**NOTE: IF YOUR CHARTER SCHOOL RECEIVED FEDERAL FUNDING, AS REPORTED IN SECTION A2, THE FOLLOWING ADDITIONAL INFORMATION MUST BE PROVIDED IN ORDER FOR THE CDE TO CALCULATE COMPLIANCE WITH THE FEDERAL NO CHILD LEFT BEHIND (NCLB) MAINTENANCE OF EFFORT REQUIREMENT:**

**1. Federal Revenue Used for Capital Outlay and Debt Service**

Included in the Capital Outlay and Debt Service expenditures reported in sections B6 and B7 are the following amounts paid out of federal funds:

Federal Program Name (If no amounts, indicate "NONE")	Capital Outlay	Debt Service	Total
a. NONE	\$		0.00
b.			0.00
c.			0.00
d.			0.00
e.			0.00
f.			0.00
g.			0.00
h.			0.00
i.			0.00
j.			0.00
<b>TOTAL FEDERAL REVENUES USED FOR CAPITAL OUTLAY AND DEBT SERVICE</b>	0.00	0.00	0.00

**2. Community Services Expenditures**

Provide the amount of State and Local funds reported in Section B that were expended for Community Services Activities:

Objects of Expenditures		Amount (Enter "0.00" if none)
a. Certificated Salaries	1000-1999	0.00
b. Noncertificated Salaries	2000-2999	0.00
c. Employee Benefits	except 3801-	0.00
d. Books and Supplies	4000-4999	0.00
e. Services and Other Operating Expenditures	5000-5999	0.00
<b>TOTAL COMMUNITY SERVICES EXPENDITURES</b>		0.00

**CHARTER SCHOOL UNAUDITED ACTUALS**  
**FINANCIAL REPORT -- ALTERNATIVE FORM**  
July 1, 2015 to June 30, 2016

Charter School Name: Academy of Arts and Sciences: Sonoma

CDS #: #N/A

**3. State and Local Expenditures to be Used for Annual NCLB Maintenance of Effort Calculation:**

Results of this calculation will be used for comparison with 2014-15 expenditures. Failure to maintain the required 90 percent expenditure level on either an aggregate or per capita expenditure basis will result in reduction to allocations for covered programs in 2017-18.

a. Total Expenditures (B8)	3,358,985.59
b. Less Federal Expenditures (Total A2) [Revenues are used as proxy for expenditures because most federal revenues are normally recognized in the period that qualifying expenditures are incurred]	0.00
c. Subtotal of State & Local Expenditures [a minus b]	3,358,985.59
d. Less Community Services [L2 Total]	0.00
e. Less Capital Outlay & Debt Service [Total B6 plus objects 7438 and 7439, less L1 Total]	0.00
TOTAL STATE & LOCAL EXPENDITURES SUBJECT TO MOE [c minus d minus e]	\$ 3,358,985.59

**CHARTER SCHOOL UNAUDITED ACTUALS  
FINANCIAL REPORT -- ALTERNATIVE FORM**

**July 1, 2015 to June 30, 2016**

Charter School Name: Academy of Arts and Sciences: Thousand Oaks & Simi Valley

CDS #: #N/A

Charter Approving Entity: Mupu Elementary

County: Ventura

Charter #: 1455

**This charter school uses the following basis of accounting:**

**(Please enter an "X" in the applicable box below; check only one box)**

**Accrual Basis** (Applicable Capital Assets/Interest on Long-Term Debt/Long-Term Liabilities/Net Position objects are 6900, 7438, 9400-9489, 9660-9669, 9796, and 9797)

**Modified Accrual Basis** (Applicable Capital Outlay/Debt Service/Fund Balance objects are 6100-6170, 6200-6500, 7438, 7439, and 9711-9789)

Description	Object Code	Unrestricted	Restricted	Total
<b>A. REVENUES</b>				
<b>1. LCFF Sources</b>				
State Aid - Current Year	8011	2,321,947.00		2,321,947.00
Education Protection Account State Aid - Current Year	8012	531,603.00		531,603.00
State Aid - Prior Years	8019	(90,340.00)		(90,340.00)
Transfers to Charter Schools in Lieu of Property Taxes	8096	139,766.00		139,766.00
Other LCFF Transfers	8091, 8097			0.00
Total, LCFF Sources		2,902,976.00	0.00	2,902,976.00
<b>2. Federal Revenues (see NOTE in Section L)</b>				
No Child Left Behind	8290			0.00
Special Education - Federal	8181, 8182			0.00
Child Nutrition - Federal	8220			0.00
Donated Food Commodities	8221			0.00
Other Federal Revenues	8110, 8260-8299			0.00
Total, Federal Revenues		0.00	0.00	0.00
<b>3. Other State Revenues</b>				
Special Education - State	StateRevSE		(88,943.75)	(88,943.75)
All Other State Revenues	StateRevAO	401,938.87	35,182.46	437,121.33
Total, Other State Revenues		401,938.87	(53,761.29)	348,177.58
<b>4. Other Local Revenues</b>				
All Other Local Revenues	LocalRevAO	13,846.23		13,846.23
Total, Local Revenues		13,846.23	0.00	13,846.23
<b>5. TOTAL REVENUES</b>				
		3,318,761.10	(53,761.29)	3,264,999.81
<b>B. EXPENDITURES (see NOTE in Section L)</b>				
<b>1. Certificated Salaries</b>				
Certificated Teachers' Salaries	1100	1,090,956.31		1,090,956.31
Certificated Pupil Support Salaries	1200			0.00
Certificated Supervisors' and Administrators' Salaries	1300	147,420.86	46,733.30	194,154.16
Other Certificated Salaries	1900			0.00
Total, Certificated Salaries		1,238,377.17	46,733.30	1,285,110.47
<b>2. Noncertificated Salaries</b>				
Noncertificated Instructional Salaries	2100			0.00
Noncertificated Support Salaries	2200			0.00
Noncertificated Supervisors' and Administrators' Salaries	2300	97,376.49		97,376.49
Clerical and Office Salaries	2400	251,627.32		251,627.32
Other Noncertificated Salaries	2900			0.00
Total, Noncertificated Salaries		349,003.81	0.00	349,003.81

**CHARTER SCHOOL UNAUDITED ACTUALS  
FINANCIAL REPORT -- ALTERNATIVE FORM**

**July 1, 2015 to June 30, 2016**

**Charter School Name:** Academy of Arts and Sciences: Thousand Oaks & Simi Valley

**CDS #:** #N/A

Description	Object Code	Unrestricted	Restricted	Total
<b>3. Employee Benefits</b>				
STRS	3101-3102	105,842.50	1,358.65	107,201.15
PERS	3201-3202			0.00
OASDI / Medicare / Alternative	3301-3302	49,150.45		49,150.45
Health and Welfare Benefits	3401-3402	137,754.40	42.13	137,796.53
Unemployment Insurance	3501-3502	13,676.98		13,676.98
Workers' Compensation Insurance	3601-3602	25,799.50		25,799.50
OPEB, Allocated	3701-3702			0.00
OPEB, Active Employees	3751-3752			0.00
Other Employee Benefits	3901-3902	5,277.60	(308.76)	4,968.84
Total, Employee Benefits		337,501.43	1,092.02	338,593.45
<b>4. Books and Supplies</b>				
Approved Textbooks and Core Curricula Materials	4100	959,837.46		959,837.46
Books and Other Reference Materials	4200	173,204.74		173,204.74
Materials and Supplies	4300	4,273.62	24,723.57	28,997.19
Noncapitalized Equipment	4400	73,176.50		73,176.50
Food	4700			0.00
Total, Books and Supplies		1,210,492.32	24,723.57	1,235,215.89
<b>5. Services and Other Operating Expenditures</b>				
Subagreements for Services	5100			0.00
Travel and Conferences	5200	16,236.03		16,236.03
Dues and Memberships	5300	1,288.66		1,288.66
Insurance	5400	6,072.16		6,072.16
Operations and Housekeeping Services	5500	5,972.35		5,972.35
Rentals, Leases, Repairs, and Noncap. Improvements	5600	162,864.31		162,864.31
Transfers of Direct Costs	5700-5799			0.00
Professional/Consulting Services and Operating Expend.	5800	576,294.18	45,540.68	621,834.86
Communications	5900	12,654.03		12,654.03
Total, Services and Other Operating Expenditures		781,381.72	45,540.68	826,922.40
<b>6. Capital Outlay</b>				
(Objects 6100-6170, 6200-6500 modified accrual basis only)				
Land and Land Improvements	6100-6170			0.00
Buildings and Improvements of Buildings	6200			0.00
Books and Media for New School Libraries or Major Expansion of School Libraries	6300			0.00
Equipment	6400			0.00
Equipment Replacement	6500			0.00
Depreciation Expense (accrual basis only)	6900			0.00
Total, Capital Outlay		0.00	0.00	0.00
<b>7. Other Outgo</b>				
Tuition to Other Schools	7110-7143			0.00
Transfers of Pass-Through Revenues to Other LEAs	7211-7213			0.00
Transfers of Apportionments to Other LEAs - Spec. Ed.	7221-7223SE			0.00
Transfers of Apportionments to Other LEAs - All Other	7221-7223AO			0.00
All Other Transfers	7281-7299			0.00
Transfers of Indirect Costs	7300-7399			0.00
Debt Service:				
Interest	7438	675.74		675.74
Principal (for modified accrual basis only)	7439			0.00
Total Debt Service		675.74	0.00	675.74
Total, Other Outgo		675.74	0.00	675.74
<b>8. TOTAL EXPENDITURES</b>		<b>3,917,432.19</b>	<b>118,089.57</b>	<b>4,035,521.76</b>



**CHARTER SCHOOL UNAUDITED ACTUALS  
FINANCIAL REPORT -- ALTERNATIVE FORM**

**July 1, 2015 to June 30, 2016**

Charter School Name: Academy of Arts and Sciences: Thousand Oaks & Simi Valley

CDS #: #N/A

Description	Object Code	Unrestricted	Restricted	Total
<b>C. EXCESS (DEFICIENCY) OF REVENUES OVER EXPENDITURES BEFORE OTHER FINANCING SOURCES AND USES (A5-B8)</b>		<b>(598,671.09)</b>	<b>(171,850.86)</b>	<b>(770,521.95)</b>
<b>D. OTHER FINANCING SOURCES / USES</b>				
1. Other Sources	8930-8979			0.00
2. Less: Other Uses	7630-7699			0.00
3. Contributions Between Unrestricted and Restricted Accounts (must net to zero)	8980-8999			0.00
4. TOTAL OTHER FINANCING SOURCES / USES		0.00	0.00	0.00
<b>E. NET INCREASE (DECREASE) IN FUND BALANCE /NET POSITION (C+D4)</b>		<b>(598,671.09)</b>	<b>(171,850.86)</b>	<b>(770,521.95)</b>
<b>F. FUND BALANCE / NET POSITION</b>				
1. Beginning Fund Balance/Net Position				
a. As of July 1	9791	1,833,255.61	171,850.86	2,005,106.47
b. Adjustments/Restatements	9793, 9795	14,537.00		14,537.00
c. Adjusted Beginning Fund Balance /Net Position		1,847,792.61	171,850.86	2,019,643.47
2. Ending Fund Balance /Net Position, June 30 (E+F1c)		1,249,121.52	0.00	1,249,121.52
<b>Components of Ending Fund Balance (Modified Accrual Basis only)</b>				
a. Nonspendable				
1. Revolving Cash (equals Object 9130)	9711			0.00
2. Stores (equals Object 9320)	9712			0.00
3. Prepaid Expenditures (equals Object 9330)	9713			0.00
4. All Others	9719			0.00
b. Restricted	9740			0.00
c. Committed				
1. Stabilization Arrangements	9750			0.00
2. Other Commitments	9760			0.00
d. Assigned	9780			0.00
e. Unassigned/Unappropriated				
1. Reserve for Economic Uncertainties	9789			0.00
2. Unassigned/Unappropriated Amount	9790M			0.00
<b>3. Components of Ending Net Position (Accrual Basis only)</b>				
a. Net Investment in Capital Assets	9796			0.00
b. Restricted Net Position	9797			0.00
c. Unrestricted Net Position	9790A	1,249,121.52	0.00	1,249,121.52

**CHARTER SCHOOL UNAUDITED ACTUALS  
FINANCIAL REPORT -- ALTERNATIVE FORM**

**July 1, 2015 to June 30, 2016**

Charter School Name: Academy of Arts and Sciences: Thousand Oaks & Simi Valley

CDS #: #N/A

Description	Object Code	Unrestricted	Restricted	Total
<b>G. ASSETS</b>				
1. Cash				
In County Treasury	9110			0.00
Fair Value Adjustment to Cash in County Treasury	9111			0.00
In Banks	9120	1,217,139.60	284,491.74	1,501,631.34
In Revolving Fund	9130			0.00
With Fiscal Agent/Trustee	9135			0.00
Collections Awaiting Deposit	9140			0.00
2. Investments	9150			0.00
3. Accounts Receivable	9200			0.00
4. Due from Grantor Governments	9290	247,321.68		247,321.68
5. Stores	9320			0.00
6. Prepaid Expenditures (Expenses)	9330			0.00
7. Other Current Assets	9340			0.00
8. Capital Assets (accrual basis only)	9400-9489			0.00
9. TOTAL ASSETS		1,464,461.28	284,491.74	1,748,953.02
<b>H. DEFERRED OUTFLOWS OF RESOURCES</b>				
1. Deferred Outflows of Resources	9490			0.00
2. TOTAL DEFERRED OUTFLOWS		0.00	0.00	0.00
<b>I. LIABILITIES</b>				
1. Accounts Payable	9500	156,038.11		156,038.11
2. Due to Grantor Governments	9590	59,302.12		59,302.12
3. Current Loans	9640			0.00
4. Unearned Revenue	9650		284,491.74	284,491.74
5. Long-Term Liabilities (accrual basis only)	9660-9669			0.00
6. TOTAL LIABILITIES		215,340.23	284,491.74	499,831.97
<b>J. DEFERRED INFLOWS OF RESOURCES</b>				
1. Deferred Inflows of Resources	9690			0.00
2. TOTAL DEFERRED INFLOWS		0.00	0.00	0.00
<b>K. FUND BALANCE /NET POSITION</b>				
Ending Fund Balance /Net Position, June 30 (G9 + H2) - (I6 + J2) (must agree with Line F2)		1,249,121.05	0.00	1,249,121.05

**CHARTER SCHOOL UNAUDITED ACTUALS  
FINANCIAL REPORT -- ALTERNATIVE FORM**

July 1, 2015 to June 30, 2016

Charter School Name: Academy of Arts and Sciences: Thousand Oaks & Simi Valley

CDS #: #N/A

**L. FEDERAL NO CHILD LEFT BEHIND (NCLB) MAINTENANCE OF EFFORT REQUIREMENT**

**NOTE: IF YOUR CHARTER SCHOOL RECEIVED FEDERAL FUNDING, AS REPORTED IN SECTION A2, THE FOLLOWING ADDITIONAL INFORMATION MUST BE PROVIDED IN ORDER FOR THE CDE TO CALCULATE COMPLIANCE WITH THE FEDERAL NO CHILD LEFT BEHIND (NCLB) MAINTENANCE OF EFFORT REQUIREMENT:**

**1. Federal Revenue Used for Capital Outlay and Debt Service**

Included in the Capital Outlay and Debt Service expenditures reported in sections B6 and B7 are the following amounts paid out of federal funds:

Federal Program Name (If no amounts, indicate "NONE")	Capital Outlay	Debt Service	Total
a. NONE	\$		0.00
b.			0.00
c.			0.00
d.			0.00
e.			0.00
f.			0.00
g.			0.00
h.			0.00
i.			0.00
j.			0.00
<b>TOTAL FEDERAL REVENUES USED FOR CAPITAL OUTLAY AND DEBT SERVICE</b>	0.00	0.00	0.00

**2. Community Services Expenditures**

Provide the amount of State and Local funds reported in Section B that were expended for Community Services Activities:

Objects of Expenditures		Amount (Enter "0.00" if none)
a. Certificated Salaries	1000-1999	0.00
b. Noncertificated Salaries	2000-2999	0.00
c. Employee Benefits	except 3801-	0.00
d. Books and Supplies	4000-4999	0.00
e. Services and Other Operating Expenditures	5000-5999	0.00
<b>TOTAL COMMUNITY SERVICES EXPENDITURES</b>		<b>0.00</b>

**CHARTER SCHOOL UNAUDITED ACTUALS**  
**FINANCIAL REPORT -- ALTERNATIVE FORM**  
July 1, 2015 to June 30, 2016

Charter School Name: Academy of Arts and Sciences: Thousand Oaks & Simi Valley  
CDS #: #N/A

**3. State and Local Expenditures to be Used for Annual NCLB Maintenance of Effort Calculation:**

Results of this calculation will be used for comparison with 2014-15 expenditures. Failure to maintain the required 90 percent expenditure level on either an aggregate or per capita expenditure basis will result in reduction to allocations for covered programs in 2017-18.

a. Total Expenditures (B8)	4,035,521.76
b. Less Federal Expenditures (Total A2) [Revenues are used as proxy for expenditures because most federal revenues are normally recognized in the period that qualifying expenditures are incurred]	0.00
c. Subtotal of State & Local Expenditures [a minus b]	4,035,521.76
d. Less Community Services [L2 Total]	0.00
e. Less Capital Outlay & Debt Service [Total B6 plus objects 7438 and 7439, less L1 Total]	675.74
TOTAL STATE & LOCAL EXPENDITURES SUBJECT TO MOE [c minus d minus e]	\$ 4,034,846.02

## Academy of Arts and Science Consolidated

Check Register 7/1/2016 through 7/31/2016

Payment Number	Payment Date	Payee Name	Rec Status	Check Amount	Account	Account Description	Transaction Description	Invoiced GL Amount
950001	7/5/2016	Sonoma County Office of Education	Cleared	\$4,239.20	9503-010	Accrued STRS	June 2016 STRS Sonoma	\$4,239.20
50007	7/8/2016	Tricor America, Inc.	Cleared	\$16.40	5900-010-00	Communications (Tele., Internet, Copies,Postage,Messenger)	June 2016 Courier Services	<b>\$16.40</b>
50003	7/8/2016	Cox Communications San Diego	Cleared	\$688.17	5900-010-00	Communications (Tele., Internet, Copies,Postage,Messenger)	Monthly Internet for SD Learning Center	<b>\$688.17</b>
50002	7/8/2016	Charter School Management Corporation	Cleared	\$21,400.00	5873-010-00	Financial Services	July 2016 Back Office Support	<b>\$21,400.00</b>
50005	7/8/2016	Kathy Granger	Cleared	\$221.38	5200-010-00	Travel and Conferences	REIMB - Mileage 6/27/16 Pine Valley to Thousand Oaks	<b>\$221.38</b>
50008	7/8/2016	Christy White Associates	Cleared	\$2,500.00	9505-010	Accounts Payable-Accrual	2014-15 Tax Services	<b>\$2,500.00</b>
50006	7/8/2016	Kaiser Foundation Health Plan Inc	Cleared	\$16,003.57	3403-010-00	Health & Welfare Benefits	July 2016 Health Ins.	<b>\$16,003.57</b>
50004	7/8/2016	Department of Justice	Cleared	\$384.00	9505-010	Accounts Payable-Accrual	June 2016 Fingerprint Apps	<b>\$384.00</b>
50014	7/19/2016	Weintraub Tobin	Cleared	\$306.00	9505-010	Accounts Payable-Accrual	Legal Services June 2016	<b>\$306.00</b>
50010	7/19/2016	Law Office of Jennifer McQuarrie	Cleared	\$1,750.00	9505-010	Accounts Payable-Accrual	Legal Services June 2016	<b>\$1,750.00</b>
50009	7/19/2016	California Department of Education	Cleared	\$53,305.27	9590-010	Due to Grantor Governments	FY 2012-13 Public Charter Schools Grant Program (PCSGP)	<b>\$53,305.27</b>
50015	7/19/2016	School Pathways, LLC	Cleared	\$597.00	9505-010	Accounts Payable-Accrual	(Bridge & Record) Student Information System - May 2016	<b>\$597.00</b>
50011	7/19/2016	Oxford Consulting Services Inc.	Cleared	\$14,580.61	9505-020	Accounts Payable-Accrual	Special Education Consulting Services - June 2016	<b>\$14,580.61</b>

## Academy of Arts and Science Consolidated

Check Register 7/1/2016 through 7/31/2016

50013	7/19/2016	School Pathways, LLC	Cleared	\$9,429.28	9505-010	Accounts Payable-Accrual	(Bridge, PLSIS,Record) Student Information System- June 2016	<b>\$528.87</b>
					9505-010	Accounts Payable-Accrual	(Bridge & PLSIS Fees) Student Information System - June 2016	<b>\$262.93</b>
					9505-010	Accounts Payable-Accrual	(Bridge & Record Fee) Student Information System - May 2016	<b>\$154.60</b>
					9505-010	Accounts Payable-Accrual	(Bridge, PLSIS,Record) Student Information System - May 2016	<b>\$512.37</b>
					9505-010	Accounts Payable-Accrual	(Bridge & Record Fee) Student Information System - May 2016	<b>\$766.50</b>
					9505-010	Accounts Payable-Accrual	(Bridge, PLSIS Fee) Student Information System - May 2016	<b>\$269.23</b>
					9505-010	Accounts Payable-Accrual	(Bridge & Records Fee)Student Information System - June 2016	<b>\$662.67</b>
					9505-010	Accounts Payable-Accrual	(Bridge & Record Fee) Student Information System - June 2016	<b>\$269.70</b>
					9505-010	Accounts Payable-Accrual	(Bridge & Records Fee)Student Information System - June 2016	<b>\$598.80</b>
					9505-010	Accounts Payable-Accrual	(Bridge & Record Fee) Student Information System - June 2016	<b>\$757.90</b>
					9505-010	Accounts Payable-Accrual	(Bridge & Record Fee) Student Information System - May 2016	<b>\$740.10</b>
					9505-010	Accounts Payable-Accrual	(Bridge & Record Fee) Student Information System - June 2016	<b>\$746.00</b>
					9505-010	Accounts Payable-Accrual	2015-16 PLSIS District Oversight Annual Fees, 12th Install	<b>\$1,041.67</b>
					9505-010	Accounts Payable-Accrual	(PLSIS,Bridge, Record) Student Information System - May 2016	<b>\$655.37</b>
					9505-010	Accounts Payable-Accrual	(Bridge & Record Fee) Student Information System - June 2016	<b>\$159.40</b>
					9505-010	Accounts Payable-Accrual	2015-16 PLSIS District Oversight Annual Fees, 11th Install	<b>\$1,041.67</b>
					9505-010	Accounts Payable-Accrual	(Bridge & Record Fee) Student Information System April 2015	<b>\$0.20</b>
9505-010	Accounts Payable-Accrual	(Bridge & Record Fee) Student Information System - May 2016	<b>\$261.30</b>					
50012	7/19/2016	Reliance Communications, LLC.	Cleared	\$2,275.00	5815-010-00	Advertising/Recruiting	Web Hosting Renewal & Dedicated App Platinum Renewal	<b>\$2,275.00</b>

## Academy of Arts and Science Consolidated

Check Register 7/1/2016 through 7/31/2016

50019	7/26/2016	Charter School Development Center	Cleared	\$4,062.00	5300-010-00	Dues and Memberships	CSDC 1 Yr Memberships	<b>\$4,062.00</b>
50027	7/26/2016	Total Education Solutions	Cleared	\$1,086.75	9505-010	Accounts Payable-Accrual	Special Ed Consulting Services, June 2016 - El Cajon	<b>\$1,086.75</b>
50029	7/26/2016	Total Education Solutions	Cleared	\$1,301.38	9505-010	Accounts Payable-Accrual	Special Ed Consulting Services, June 2016 - Los Angeles	<b>\$1,301.38</b>
50026	7/26/2016	Staples Advantage	Cleared	\$291.84	4300-010-00	Materials and Supplies	Paper	<b>\$291.84</b>
50020	7/26/2016	Canon Financial Services, Inc.	Cleared	\$1,429.70	5605-010-00	Equipment Rental/Lease Expense	Contract, Insurance & Late Charges - July 2016	<b>\$744.30</b>
					9505-010	Accounts Payable-Accrual	Contract & Insurance Charges - May 2016	<b>\$685.40</b>
50016	7/26/2016	Accrediting Commission for Schools	Cleared	\$4,600.00	5300-010-00	Dues and Memberships	Annual Installment of Accrediting Costs 16-17	<b>\$920.00</b>
					5300-010-00	Dues and Memberships	Annual Installment of Accrediting Costs 16-17	<b>\$920.00</b>
					5300-010-00	Dues and Memberships	Annual Installment of Accrediting Costs 16-17	<b>\$920.00</b>
					5300-010-00	Dues and Memberships	Annual Installment of Accrediting Costs 16-17	<b>\$920.00</b>
					5300-010-00	Dues and Memberships	Annual Installment of Accrediting Costs 16-17	<b>\$920.00</b>
50021	7/26/2016	Educational Testing Service	Cleared	\$180.92	9505-010	Accounts Payable-Accrual	Student Pre-ID Labels, Parent Address	<b>\$81.36</b>
					9505-010	Accounts Payable-Accrual	Student Pre-ID Labels, Parent Address	<b>\$99.56</b>
50028	7/26/2016	Total Education Solutions	Cleared	\$3,986.14	9505-010	Accounts Payable-Accrual	Special Ed Consulting Services, June 2016 - Fresno	<b>\$3,986.14</b>
50024	7/26/2016	Institute for Redesign of Learning	Cleared	\$21,303.75	9505-010	Accounts Payable-Accrual	Admin Time & RSP-Services - June 2016	<b>\$422.50</b>
					9505-010	Accounts Payable-Accrual	Admin Time, RSP-Services, Consultation & IEP Attendance/Dev.	<b>\$20,718.75</b>
					9505-010	Accounts Payable-Accrual	Admin Time - June 2016	<b>\$162.50</b>
50018	7/26/2016	Acton-Agua Dulce Unified School District	Cleared	\$29,856.00	9505-010	Accounts Payable-Accrual	Net Costs for Oversight Fees During 2015-2016 Fiscal Year	<b>\$29,856.00</b>
50025	7/26/2016	Mupu Elementary School District	Cleared	\$74,785.40	9505-010	Accounts Payable-Accrual	2015-16 Oversight Fees	<b>\$16,550.28</b>
					9505-010	Accounts Payable-Accrual	2015-16 Oversight Fees	<b>\$58,235.12</b>

## Academy of Arts and Science Consolidated

Check Register 7/1/2016 through 7/31/2016

50022	7/26/2016	Edhive, Inc.	Cleared	\$8,333.33	9505-010	Accounts Payable-Accrual	Business Services - Closeout	<b>\$8,333.33</b>
50023	7/26/2016	IROC2	Cleared	\$4,595.00	5811-010-00	Student Transportation	The Course to Digital Consciousness - R. Guerry, 10/11/16	<b>\$2,280.00</b>
					5811-010-00	Student Transportation	The Course to Digital Consciousness - R. Guerry, 9/23/16	<b>\$2,315.00</b>
50017	7/26/2016	Acton-Agua Dulce Unified School District	Cleared	\$10,526.00	9505-010	Accounts Payable-Accrual	Net Costs for Oversight Fees During 2015-2016 Fiscal Year	<b>\$10,526.00</b>
50030	7/28/2016	Abdalla Ali	Outstanding	\$350.00	9505-010	Accounts Payable-Accrual	Custodial Services for June 2016	<b>\$350.00</b>
<b>Total Check Amount</b>				<b>\$294,384.09</b>	<b>Total GL Amount</b>			<b>\$294,384.09</b>



## Academy of Arts and Science Consolidated

Check Register 8/1/2016 through 8/31/2016

Payment Number	Payment Date	Payee Name	Rec Status	Check Amount	Account	Account Description	Transaction Description	Invoiced GL Amount
50037	8/2/2016	MetLife - Group Benefits	Cleared	\$1,806.52	3403-010-00	Health & Welfare Benefits	Employee Dental & Life Ins. Benefits - August 2016	<b>\$1,806.52</b>
950036	8/2/2016	Mupu Elementary School District	Cleared	\$140.98	5890-060-00	Interest Expense/Fees	Cust#001061	\$70.49
					5890-060-00	Interest Expense/Fees	Cust: #001062	\$70.49
50038	8/2/2016	Sparkletts	Cleared	\$45.03	4300-010-00	Materials and Supplies	Rental - Drinking Water	<b>\$45.03</b>
50033	8/2/2016	Edmentum	Cleared	\$203.70	4100-010-00	Approved Textbooks and Core Curricula Materials	Reading Eggs Program 08/15/16 - 08/14/17	<b>\$203.70</b>
50031	8/2/2016	Bethel Encino Church & Preschool	Cleared	\$8,000.00	5600-010-00	Space Rental/Leases Expense	August 2016 Facility - Monthly Rent	<b>\$8,000.00</b>
50035	8/2/2016	K12 Management	Cleared	\$1,196.00	4100-010-00	Approved Textbooks and Core Curricula Materials	FED-CUR-ENR-HSC-CHI - Course Enrollment License HS Online	<b>\$1,196.00</b>
50040	8/2/2016	Water Court LLC	Cleared	\$11,238.60	5600-060-00	Space Rental/Leases Expense	August 2016 Monthly Facility Rent	<b>\$11,238.60</b>
50039	8/2/2016	Sonoma County Office of Education	Outstanding	\$1,994.79	9503-050	Accrued STRS	July 2016 CalSTRS	<b>\$1,994.79</b>
50034	8/2/2016	The Four Amigos, LP	Cleared	\$8,526.02	5600-010-00	Space Rental/Leases Expense	August 2016 Facility Rent & HVAC Maintenance Charges	<b>\$8,526.02</b>
50032	8/2/2016	Canon Solutions America, Inc	Cleared	\$529.52	5605-010-00	Equipment Rental/Lease Expense	Maintenance Copier	<b>\$174.02</b>
					5605-010-00	Equipment Rental/Lease Expense	Maintenance Copier	<b>\$355.50</b>
50041	8/3/2016	Sonoma County Office of Education	Cleared	\$2,442.87	9503-050	Accrued STRS	July 2016 STRS	<b>\$2,442.87</b>
50043	8/5/2016	Charter School Development Center	Cleared	\$455.00	5210-010-00	Training and Development Expense	2015 Leadership Update Conference Reg for Lewis	<b>\$455.00</b>
50042	8/5/2016	Charter School Management Corporation	Cleared	\$21,400.00	5873-010-00	Financial Services	August 2016 Business Back Office Monthly Support	<b>\$21,400.00</b>
50045	8/5/2016	Kaiser Foundation Health Plan Inc	Cleared	\$17,540.49	3403-010-00	Health & Welfare Benefits	August 2016 Health Ins	<b>\$17,540.49</b>
50046	8/5/2016	Law Office of Jennifer McQuarrie	Cleared	\$810.00	5805-010-00	Legal Services	Legal Services from 7/05/16 - 7/27/16	<b>\$810.00</b>
50044	8/5/2016	8x8, Inc	Cleared	\$658.92	5900-010-00	Communications (Tele., Internet, Copies,Postage,Messenger)	VOIP Phone Service July 2016, June 2016 Usage Fees	<b>\$658.92</b>
50048	8/5/2016	Southern California Edison	Cleared	\$300.30	5501-060-00	Utilities	Utilities 6/13/16 - 7/13/16	<b>\$300.30</b>

## Academy of Arts and Science Consolidated

Check Register 8/1/2016 through 8/31/2016

50047	8/5/2016	Staples Advantage	Cleared	\$291.84	4300-010-00	Materials and Supplies	Office Supplies: Copy Paper	<b>\$291.84</b>
50049	8/22/2016	Anthem Blue Cross	Outstanding	\$19,544.50	3403-010-00	Health & Welfare Benefits	August 2016 Employee Medical Benefits	<b>\$19,544.50</b>
50050	8/22/2016	Bekker's Catering	Outstanding	\$319.39	5815-010-00	Advertising/Recruiting	Deopsit -AAS Event 10/11/16 - Catering of Scholar Marketing	<b>\$319.39</b>
50060	8/22/2016	School Pathways, LLC	Outstanding	\$208.33	5875-010-00	District Oversight Fee	2016-2017 PLSIS Annual Fee 1st Installment	<b>\$208.33</b>
50062	8/22/2016	School Pathways, LLC	Outstanding	\$208.33	5875-010-00	District Oversight Fee	2016-2017 PLSIS Annual Fee 1st Installment	<b>\$208.33</b>
50064	8/22/2016	School Pathways, LLC	Outstanding	\$104.17	5875-010-00	District Oversight Fee	2016-17 PLSIS Disrtict Oversight Annual Fee 1st Installment	<b>\$104.17</b>
50066	8/22/2016	Tricor America, Inc.	Outstanding	\$98.44	5900-010-00	Communications (Tele., Internet, Copies,Postage,Messenger)	Courier Services for Month of May 2016	<b>\$32.81</b>
					5900-010-00	Communications (Tele., Internet, Copies,Postage,Messenger)	Courier Services for Month of July 2016	<b>\$65.63</b>
50065	8/22/2016	Staples Advantage	Outstanding	\$104.26	4300-010-00	Materials and Supplies	Inv# 3310157645 - HP Ink	<b>\$104.26</b>
50057	8/22/2016	LACOE	Outstanding	\$689.20	5890-010-00	Interest Expense/Fees	CalSTRS June 2016 - Reporting 4/16 - 5/16 Acct:19527 - 9-12	<b>\$689.20</b>
50052	8/22/2016	Cox Communications San Diego	Outstanding	\$291.26	5900-020-00	Communications (Tele., Internet, Copies,Postage,Messenger)	Current Internet Charges - August 2016	<b>\$392.36</b>
					5900-020-00	Communications (Tele., Internet, Copies,Postage,Messenger)	Adjustemts to Internet Charges	<b>(\$101.10)</b>
50051	8/22/2016	Canon Financial Services, Inc.	Outstanding	\$685.40	5605-020-00	Equipment Rental/Lease Expense	Copier & Graphic Equip. Contract & Ins. Charges - Aug 2016	<b>\$685.40</b>
50053	8/22/2016	Johnny Chavaque	Outstanding	\$400.00	5601-060-00	Building Maintenance	Installation of 3 Water Heaters	<b>\$400.00</b>
50054	8/22/2016	Department of Justice	Outstanding	\$480.00	5874-010-00	Personnel Services	July 2016 Fingerprint Apps	<b>\$480.00</b>
50061	8/22/2016	School Pathways, LLC	Outstanding	\$1,958.33	5875-010-00	District Oversight Fee	1 PLSIS One Time Set Up Fee & 2016-17 PLSIS Annual Fee 1st I	<b>\$1,958.33</b>
50063	8/22/2016	School Pathways, LLC	Outstanding	\$208.33	5875-010-00	District Oversight Fee	2016-2017 PLSIS Annual Fee 1st Installment	<b>\$208.33</b>
50055	8/22/2016	Frontier	Outstanding	\$347.28	5900-060-00	Communications (Tele., Internet, Copies,Postage,Messenger)	Phone / Internet Charges 8/1/16 - 8/31/16	<b>\$347.28</b>
50056	8/22/2016	LACOE	Outstanding	\$649.97	5890-010-00	Interest Expense/Fees	CalSTRS June 2016 - Reporting 4/16 - 5/16 Acct:19526 - k-8	<b>\$649.97</b>
50059	8/22/2016	School Pathways, LLC	Outstanding	\$1,958.33	5875-010-00	District Oversight Fee	1 PLSIS One Time Set Up Fee & 2016-17 PLSIS Annual Fee 1st I	<b>\$1,958.33</b>
50058	8/22/2016	Sparkletts	Outstanding	\$42.99	4300-060-00	Materials and Supplies	Drinking Water Chrgs	<b>\$42.99</b>

## Academy of Arts and Science Consolidated

Check Register 8/1/2016 through 8/31/2016

50068	8/22/2016	Christy White Associates	Outstanding	\$14,400.00	5806-010-00	Audit Services	2015-16 Charter School Audit 1st Progress Bill 50%	<b>\$14,400.00</b>
50069	8/22/2016	Weintraub Tobin	Outstanding	\$971.50	5805-010-00	Legal Services	Professional Services Rendered Through July 31, 2016	<b>\$971.50</b>
50067	8/22/2016	Christy White Associates	Outstanding	\$3,815.00	5806-010-00	Audit Services	2014-15 Charter School Audit 0% Retention Released	<b>\$3,815.00</b>
50070	8/23/2016	Idaho State Tax Commission	Outstanding	\$316.67	5890-010-00	Interest Expense/Fees	Withholding Tax plus penalty and Interest	\$316.67
50089	8/30/2016	World's Greatest Promotional Staff	Outstanding	\$2,043.48	4300-010-00	Materials and Supplies	Professional Development & Marketing Materials	<b>\$238.71</b>
					4300-010-00	Materials and Supplies	Professional Development & Marketing Materials	<b>\$359.70</b>
					4300-010-00	Materials and Supplies	Professional Development & Marketing Materials	<b>\$889.17</b>
					5815-010-00	Advertising/Recruiting	Professional Development & Marketing Materials	<b>\$555.90</b>
50081	8/30/2016	School Pathways, LLC	Outstanding	\$714.00	5877-010-00	IT Services	July 2016 PLS Student Fees	<b>\$714.00</b>
50077	8/30/2016	Institute for Redesign of Learning	Outstanding	\$2,210.00	5810-010-65	Educational Consultants	SPED Resource Specialist Program Services - July 2016	<b>\$2,210.00</b>
50071	8/30/2016	Bethel Encino Church & Preschool	Outstanding	\$8,000.00	5600-010-00	Space Rental/Leases Expense	September 2016 Rent	<b>\$8,000.00</b>
50085	8/30/2016	Ventura County Office of Education	Outstanding	\$396.82	9505-010	Accounts Payable-Accrual	CalSTRS Retirement Billing, April - June 2016	<b>\$396.82</b>
50079	8/30/2016	Sonoma County Office of Education	Outstanding	\$1,200.00	9505-010	Accounts Payable-Accrual	2015-16 Data Processing Service Charge	<b>\$1,200.00</b>
50082	8/30/2016	School Pathways, LLC	Outstanding	\$722.40	5877-010-00	IT Services	July 2016 PLS Student Fees	<b>\$722.40</b>
50083	8/30/2016	San Diego Zoo Education Department	Outstanding	\$1,025.00	5810-010-00	Educational Consultants	Outreach Programs	<b>\$1,025.00</b>
50084	8/30/2016	Ventura County Office of Education	Outstanding	\$402.59	9505-010	Accounts Payable-Accrual	CalSTRS Retirement Billing, April - June 2016	<b>\$402.59</b>
50086	8/30/2016	Christy White Associates	Outstanding	\$825.00	9505-010	Accounts Payable-Accrual	2014-15 ADA Revision Letter	<b>\$825.00</b>
50087	8/30/2016	Water Court LLC	Outstanding	\$8,090.25	5600-060-00	Space Rental/Leases Expense	September 2016 Monthly Rent	<b>\$8,090.25</b>

## Academy of Arts and Science Consolidated

Check Register 8/1/2016 through 8/31/2016

50088	8/30/2016	Wildlife Learning Center	Outstanding	\$580.00	5810-010-00	Educational Consultants	Scholar Engagement Program - Animals From Around the World	<b>\$580.00</b>
50080	8/30/2016	School Pathways, LLC	Outstanding	\$336.00	5877-010-00	IT Services	July 2016 PLS Student Fees	<b>\$336.00</b>
50075	8/30/2016	Edhive, Inc.	Outstanding	\$8,333.33	5873-010-00	Financial Services	Closeout Business Services - August 2016	<b>\$8,333.33</b>
50076	8/30/2016	The Four Amigos, LP	Outstanding	\$8,779.55	5600-010-00	Space Rental/Leases Expense	September 2016 Rent	<b>\$8,779.55</b>
50078	8/30/2016	Royal Staffing Services	Outstanding	\$823.20	9505-010	Accounts Payable-Accrual	Temporary Staffing Services 6/6/16 - 6/10/16	<b>\$823.20</b>
50072	8/30/2016	BrainPOP	Outstanding	\$1,495.00	5877-010-00	IT Services	Homestudy Program - 12 Month Virtual School Combo	<b>\$1,495.00</b>
50073	8/30/2016	Cotati-Rohnert Park Unified School District	Outstanding	\$24,739.79	9505-010	Accounts Payable-Accrual	2015-16 District Oversight Fees	<b>\$24,739.79</b>
50074	8/30/2016	Dream Shapers	Outstanding	\$4,800.00	5810-010-00	Educational Consultants	School Assembly - 10/1/16	<b>\$300.00</b>
					5810-010-00	Educational Consultants	School Assembly - 12/3/16	<b>\$300.00</b>
					5810-010-00	Educational Consultants	School Assembly - 5/6/17	<b>\$300.00</b>
					5810-010-00	Educational Consultants	School Assembly - 5/6/17	<b>\$300.00</b>
					5810-010-00	Educational Consultants	School Assembly - 10/1/16	<b>\$300.00</b>
					5810-010-00	Educational Consultants	School Assembly - 11/5/16	<b>\$300.00</b>
					5810-010-00	Educational Consultants	School Assembly - 4/1/17	<b>\$300.00</b>
					5810-010-00	Educational Consultants	School Assembly - 3/4/17	<b>\$300.00</b>
					5810-010-00	Educational Consultants	School Assembly - 4/1/17	<b>\$300.00</b>
					5810-010-00	Educational Consultants	School Assembly - 3/4/17	<b>\$300.00</b>
					5810-010-00	Educational Consultants	School Assembly - 11/5/16	<b>\$300.00</b>
					5810-010-00	Educational Consultants	School Assembly - 12/3/16	<b>\$300.00</b>
					5810-010-00	Educational Consultants	School Assembly - 1/7/17	<b>\$300.00</b>
					5810-010-00	Educational Consultants	School Assembly - 2/4/17	<b>\$300.00</b>
5810-010-00	Educational Consultants	School Assembly - 1/7/17	<b>\$300.00</b>					
5810-010-00	Educational Consultants	School Assembly - 2/4/17	<b>\$300.00</b>					
<b>Total Check Amount</b>				<b>\$200,898.67</b>	<b>Total GL Amount</b>			<b>\$200,898.67</b>

# Academy of Arts and Sciences

SCHOOL DISTRICT

## CERTIFICATION OF SIGNATURES

As clerk/secretary to the governing board of the above named school district, I certify that the signatures shown below in Column 1 are the verified signatures of the members of the governing board. I certify that the signatures shown in Column 2 are the verified signatures of the person or persons authorized to sign notices of employment, contracts and orders drawn on the funds of the school district. These certifications are made in accordance with the provisions of Education Code Sections:

**K-12 Districts:** 35143, 42632, and 42633

**Community College Districts:** 72000, 85232, and 85233

If persons authorized to sign orders as shown in Column 2 unable to do so, the law requires the signatures of the majority of the governing board.

These approved signatures are valid for the period of: July 1, 2016 to June 30, 2017

In accordance with governing board approval dated September 26, 2016.

Signature \_\_\_\_\_  
Clerk (Secretary) of the Board

**NOTE:** Please TYPE name under signature.

### Column 1

Signatures of Members of the Governing Board

SIGNATURE
TYPED NAME
<b>Peter McDonald</b>
President of the Board of Trustees/Education
SIGNATURE
TYPED NAME
<b>Miriam Cohen</b>
Clerk/Secretary of the Board of Trustees/Education
SIGNATURE
TYPED NAME
<b>Joe Cummings</b>
Member of the Board of Trustees/Education
SIGNATURE
TYPED NAME
<b>Kathy Granger</b>
Member of the Board of Trustees/Education
SIGNATURE
TYPED NAME
<b>Matt Koblick</b>
Member of the Board of Trustees/Education
SIGNATURE
TYPED NAME
Member of the Board of Trustees/Education
SIGNATURE
TYPED NAME
Member of the Board of Trustees/Education

### Column 2

Signatures of Personnel and/or Members of Governing Board authorized to sign Orders for Salary or Commercial Payments, Notices of Employment, and Contracts:

SIGNATURE
TYPED NAME
<b>J.J. Lewis</b>
TITLE <b>President &amp; CEO</b>
SIGNATURE
TYPED NAME
<b>Lisa Fishman</b>
TITLE <b>Director of Operations</b>
SIGNATURE
TYPED NAME
TITLE
SIGNATURE
TYPED NAME
TITLE
SIGNATURE
TYPED NAME
TITLE
SIGNATURE
TYPED NAME
TITLE
SIGNATURE
TYPED NAME
TITLE

If the Board has given special instructions for signing warrants or orders, please attach a copy of the resolution to this form.

Number of Signatures required:

ORDERS FOR SALARY PAYMENTS	ORDERS FOR COMMERCIAL PAYMENTS
<b>1</b>	<b>1</b>
NOTICES OF EMPLOYMENT	CONTRACTS
<b>1</b>	<b>1</b>



## CEO Report September 26, 2016

Great work is happening throughout the organization. This report is meant to highlight several of the functional areas with updates for the Board of Directors:

### Academic Affairs

- Mark Holtebeck, Janae Smith, and Ellie Watkins will be representing AAS in the El Dorado County Charter SELPA's in-depth year-long training and coaching for inclusive practices to some of its partners at the CHIME Institute. The training focuses on best practice solutions for creating effective systems to support the inclusion of scholars with disabilities in the general education classroom.
- We launched a weekly support program for our Learning Coaches called the Learning Coach Lounge, which is presented by our Coordinators who share helpful topics and answer questions for and from Learning Coaches to help support the success of their scholars.
- The Special Education Department has increased services offered this year through a "Scholar Resource Center," which is open daily from 11-3 pm.
- A Curriculum Review Committee has been established to review and provide recommendations on potential curriculum providers for the 2017-18 school year and beyond. Recommendations will be presented to the Academic Affairs Committee at their October 13<sup>th</sup> meeting.

### External Relations

- Our website was completely redesigned over the summer and is updated on a regular basis.
- AAS participated in a number of recruiting fairs and marketing events, including the 'Back to School Brigade' at Marine Corps Logistics Base Barstow and the Multicultural Homeschooling Network's 'Social and Educational Seminar.' *See enclosed press releases.*
- We deployed ParentSquare, a two-way communication site (and mobile app) for our families. All of our engagement events and enrichment activities are listed in ParentSquare.

### Information Services

- A total of 860 scholars are enrolled in our Track A, which started on August 22<sup>nd</sup>; a total of 317 scholars are enrolled in our Track B, which started on September

12<sup>th</sup>. Last year, 515 scholars were enrolled in Track A (40% increase); 248 in Track B (22% increase).

- We launched a new assessment system, i-Ready, for all scholars. New scholars take the exam during their Home Study or Virtual Learning course; returning scholars take the assessment during the first several weeks of the semester. This assessment will be given an additional two (2) times during the year: once in January and again in June. The i-Ready assessments allow us to see the growth in each scholar and to collect data that will drive instruction.
- We successfully launched our scholar engagement initiative. We hosted four (4) field trips throughout the state this month, along with five (5) enrichment activities at both of our learning centers and a special Learning Coach Kick-Off Luncheon. *See enclosed press release.*

### Operations

- We hosted our inaugural Community Yard Sale at our San Diego Learning Center on September 24. We sold many gently used items to community members.
- Organizational changes have transpired since the last meeting. *See enclosed worksheet.*
- Third investment ladder has matured with JP Morgan Chase. We have rolled these funds over per policy. *See enclosed portfolio report.*

### Miscellaneous

- We successfully hosted our All-Staff Retreat August 8<sup>th</sup>-12<sup>th</sup> in San Diego. We grouped time by organization-wide training, division training and department training. We also conducted a team bonding activity, which resulted in packing 30 backpacks that were donated to our authorizer in San Diego County, Mountain Empire USD. *See enclosed press release.*
- I am honored to be serving on the El Dorado County Charter SELPA's CEO Executive Committee.
- We are forming the Staff Advisory Committee, in an effort to continue to increase our communication and feedback loops within AAS. They will meet monthly; first meeting will be in October.

A lot of great work is taking place, thanks to our dedicated staff, to continue to improve the educational experience we provide our scholars. My thanks to our team for everything they do each and every day.

Respectfully Submitted,



J.J. Lewis  
President & CEO



**FOR IMMEDIATE RELEASE:**

July 26, 2016

**CONTACT:** Oscar De Jesus

(805) 807-8502

---

## **Academy of Arts & Sciences (AAS) to Attend Back to School Brigade 2016**

*Thousand Oaks, CA* – AAS has been invited to attend the “Back to School Brigade 2016” event for military families at the Marine Corps Logistics Base Barstow on Wednesday, July 27 from 10 am to 2 pm.

“It’s always a challenge to find organizations willing to come to the city of Barstow to provide services for our Marines and their families,” said Adam Diaz, School Liaison Officer for Marine Corps Logistics Base Barstow. “When I reached out to Academy of Arts and Sciences, I didn’t expect to receive a response. When I did receive a response, I was elated to discover that they were eager to make the 150 mile trip to support the families in any way they can. The families will appreciate the representation of your facility and I hope to continue this positive working relationship with AAS into the future!”

“Back to School Brigade 2016” is geared for families stationed at Marine Corps Logistics Base Barstow. The school supply distribution is for active duty military families. There will be several informational briefings, which will cover Common Core topics and options for families to homeschool their children. “Back to School Brigade 2016” offers the opportunity for various vendors and different schools to attend and provide information about their facilities and programs as a way to solicit for more parent interest and enrollment.

“I am excited to be able to share the opportunities AAS provides scholars at the Back to School Brigade 2016,” said J.J. Lewis, AAS President & CEO. “AAS is a great option for military families, with our virtual curriculum and expanding scholar engagement offerings in the 2016-17 year.”

### **About the Academy of Arts & Sciences**

The Academy of Arts & Sciences (AAS) is one of California’s leading WASC-accredited virtual public charter schools serving scholars throughout the state, with Learning Centers located in San Diego and Thousand Oaks. AAS offers a home study and online option for scholars in grades kindergarten through 12. AAS is committed to creating a collaborative virtual learning community, inspiring scholars to appreciate the ways in which arts and sciences nurture a curiosity for lifelong learning, and preparing scholars to take responsibility for their future successes.

For more information about AAS, visit [www.aascalifornia.org](http://www.aascalifornia.org).





**FOR IMMEDIATE RELEASE:**

August 26, 2016

**CONTACT:** Oscar De Jesus

(805) 807-8502

---

## **Academy of Arts & Sciences' (AAS) Mae Van Vooren to Speak at the Multicultural Homeschooling Network's Social & Educational Seminar**

*Thousand Oaks, CA* – Mae Van Vooren, AAS Director of Strategic Initiatives, will be the opening speaker at the Multicultural Homeschooling Network's 2<sup>nd</sup> Annual Social & Educational Seminar. The seminar is tomorrow, Saturday, August 27, at the Mountain View Resorts in West Hills.

"As a Filipino American, being asked to share my experience and knowledge of alternative methods of education, like home study, with the Multicultural Homeschool Network, gives me a true sense of honor and pride," said Van Vooren. "As their opening speaker, I am able to support their efforts to expose more families and cultures to the home study opportunities available throughout California, including our program."

Van Vooren received her Bachelor of Arts in Communicative Disorders from San Diego State University and her Master of Arts in Special Education from California State University, Northridge. Van Vooren has homeschooled her four children since Kindergarten, taught college students, acted as an educational consultant for several companies, been an entrepreneur and an educational facilitator who has taught general education students as well as gifted, exceptional, autistic, deaf and hard of hearing children. Van Vooren has also aided in developing two homeschool charter programs in the state of California.

"This is an exciting opportunity for Mae and AAS, to provide insight from a member of our Senior Management Team to the attendees at the Multicultural Homeschooling Network's 2<sup>nd</sup> Annual Social & Educational Seminar," said J.J. Lewis, AAS President & CEO. "AAS is proud to partner with organizations like this, to promote the various educational options that are available for families throughout the region. I encourage families to attend to not only learn more about AAS, but virtual education in general."

Multicultural Homeschooling Network's 2<sup>nd</sup> Annual Social & Educational Seminar is a casual, fun, and informative seminar that is considered beneficial to all homeschooling families and the participants as well. The seminar will include speakers, charter schools, vendors, food from a variety of cultural backgrounds, activities for homeschoolers of all ages, raffles, and the opportunity to learn more about homeschooling and all the different styles of homeschooling that exist within the homeschooling community. For more information or to RSVP, visit [Multicultural Homeschooling Network](http://www.mhcnetwork.com).

### **About the Academy of Arts & Sciences**

The Academy of Arts & Sciences (AAS) is one of California's leading WASC-accredited virtual public charter schools serving scholars throughout the state, with Learning Centers located in San Diego and Thousand Oaks. AAS offers a home study and online option for scholars in grades kindergarten through 12. AAS is committed to creating a collaborative virtual learning community, inspiring scholars to appreciate the ways in which arts and sciences nurture a curiosity for lifelong learning, and preparing scholars to take responsibility for their future successes.

For more information about AAS, visit [www.aascalifornia.org](http://www.aascalifornia.org).



**FOR IMMEDIATE RELEASE:**

September 16, 2016

**CONTACT:** Oscar De Jesus

(805) 807-8502

---

## **Academy of Arts & Sciences (AAS) to Host Internet Safety and Digital Abuse Prevention Luncheon with Richard Guerry**

*Thousand Oaks, CA* – AAS will host the Learning Coach Kick-Off Luncheon next Friday, September 23, from 11:30 am to 2 pm at their Thousand Oaks Learning Center. Richard Guerry, Executive Director of the Institute for Responsible Online and Cell-Phone Communication, will be the guest speaker. He will be discussing the topic “Internet Safety and Digital Abuse Prevention” for AAS Learning Coaches, staff and members of the community.

“I am honored to be speaking at the Academy of Arts & Sciences luncheon on September 23<sup>rd</sup>, and it is my goal to ensure everyone attending leaves this event with information that will allow them to operate – and teach others to operate – powerful digital tools safely and responsibly,” said Guerry. “When used responsibly, digital tools and technologies can open windows of opportunity past generations may have never dreamed possible, but abuse of this power can lead to devastating consequences. How we use digital tools determines the outcome, and this luncheon provides a platform to install wisdom, or what we at IROC2.org refer to as Digital Consciousness.”

“Internet Safety and Digital Abuse Prevention” is a multi-award winning program that provides greater awareness of negative, irresponsible, and malicious digital behaviors and trends and the method to reduce the risk of becoming a victim of a cyber-crime, cyberbullying, and digital exploitation. All those attending this program will obtain the solution for preventing Cyberbullying, Inappropriate photos, Irresponsible use of apps, Poor social media behaviors, and many other current and future cyber issues.

“We are thrilled to host our Learning Coach Kick-Off Luncheon next week, and share our Thousand Oaks Learning Center with our learning coaches, staff and community,” said J.J. Lewis, AAS President & CEO. “This is such an important topic, and of utmost importance especially as a virtual public charter school. I hope our families and members of the community come in to learn from Richard and are able to use the resources he provides through his talk.”

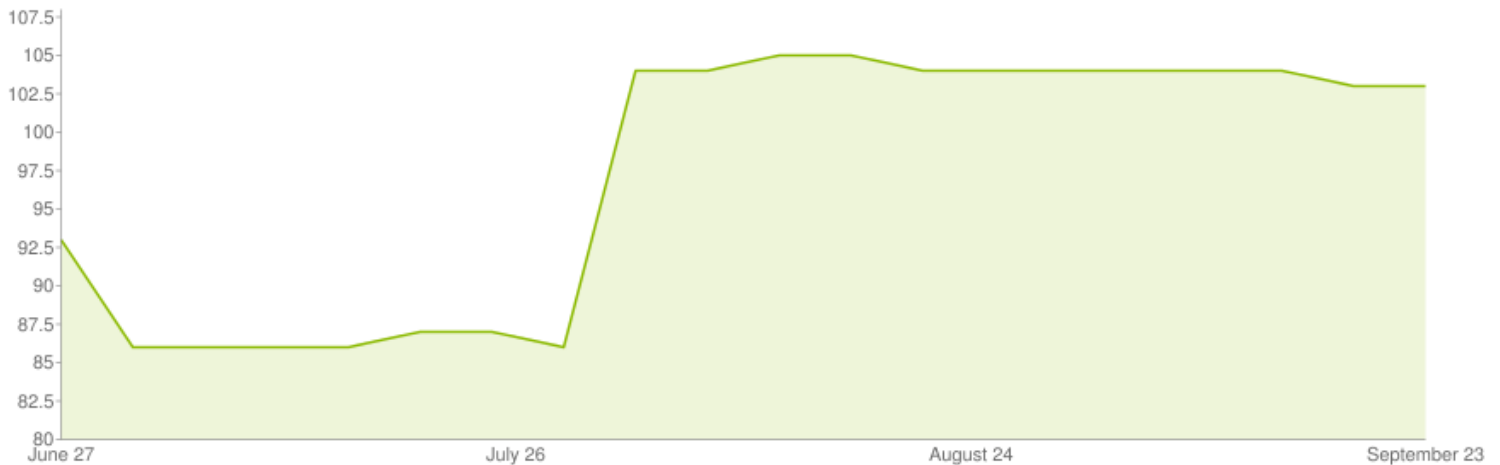
For more information or to RSVP, please visit <http://bit.ly/2cN4uto>.

### **About the Academy of Arts & Sciences**

The Academy of Arts & Sciences (AAS) is one of California’s leading WASC-accredited virtual public charter schools serving scholars throughout the state, with Learning Centers located in San Diego and Thousand Oaks. AAS offers a home study and online option for scholars in grades kindergarten through 12. AAS is committed to creating a collaborative virtual learning community, inspiring scholars to appreciate the ways in which arts and sciences nurture a curiosity for lifelong learning, and preparing scholars to take responsibility for their future successes.

For more information about AAS, visit [www.aascalifornia.org](http://www.aascalifornia.org).

09/23/2016



## Additions (23)

Name	Employment status	Department	Division	Location	Job title	Hire date
Collier, Melissa	Full-Time	Instructors/Teachers	Academic Affairs	AAS Thousand Oaks	Middle School Instructor	08/01/2016
Crolius-Ross, Cynthia	Full-Time	Instructors/Teachers	Academic Affairs	AAS Thousand Oaks	Middle School Instructor	08/01/2016
De La Pena, Susan	Full time	Advising	Information Services	Central Office (TO)	High School Advisor	08/08/2016
DeJesus, Oscar	Full-Time	Marketing	Operations	AAS Thousand Oaks	External Relations Coordinator	07/01/2016
Eagleton, Sarah	Full-Time	Instructors/Teachers	Academic Affairs	AAS Thousand Oaks	Elementary Teacher	08/01/2016
Eminente, Dario	Full-Time	Enrollment Team	Information Services	Central Office (TO)	Enrollment Specialist	07/01/2016
Fayyad, Dania	Full-Time	Advising	Information Services	Central Office (TO)	High School Advisor	08/01/2016
Ginn, Alyssa	Full-Time	Instructors/Teachers	Academic Affairs	AAS Thousand Oaks	High School Social Studies Teacher	08/01/2016
Gonzalez, Gabriela	Full-Time	Counseling	Academic Affairs	AAS Thousand Oaks	Counselor	08/01/2016
Hobson, Jennifer	Full time	Instructors/Teachers	Academic Affairs	AAS Thousand Oaks	High School English Teacher	08/01/2016
Johnson, Glen	Full-Time	SPED	Academic Affairs	AAS Thousand Oaks	SPED Instructor	08/01/2016
Kohler, Morgan	Full time	Virtual Learning	Information Services	Central Office	Virtual Learning Specialist	07/01/2016
Lewers, Karen	Full time	Instructors/Teachers	Academic Affairs	AAS Thousand Oaks	High School Math Teacher	08/01/2016
Lomeli, Andrea	Full-Time	Instructors/Teachers	Academic Affairs	AAS Thousand Oaks	Middle School Instructor	08/01/2016
Neri, Silvia	Part-Time	Information Services	Information Services	AAS Thousand Oaks	Records Clerk	07/18/2016
Pompa, Laurie	Full-Time	Advising	Information Services	Central Office (TO)	High School Advisor	08/01/2016
Shabaglian, Arris	Full-Time	Instructors/Teachers	Academic Affairs	AAS Thousand Oaks	High School English Teacher	08/01/2016
Shumaker, Vikki	Full-Time	Instructors/Teachers	Academic Affairs	AAS Thousand Oaks	Elementary Teacher	08/01/2016
Slakey, Roxi	Full time	Instructors/Teachers	Academic Affairs	Central Office (TO)	Elementary Teacher	08/01/2016
Smith, Kristy	Full-Time	Home School	Academic Affairs	Central Office (TO)	Educational Facilitator	08/01/2016
Williams, Nicole	Full-Time	Information Services	Academic Affairs	AAS Thousand Oaks	High School English Teacher	08/01/2016

Name	Employment status	Department	Division	Location	Job title	Hire date
Wood, Jessica	Full-Time	Instructors/Teachers	Academic Affairs	Central Office (TO)	Middle School Instructor	08/01/2016
Wormald, Amy	Full-Time	Home School	Academic Affairs	Central Office (TO)	Educational Facilitator	08/01/2016

### Terminations (13)

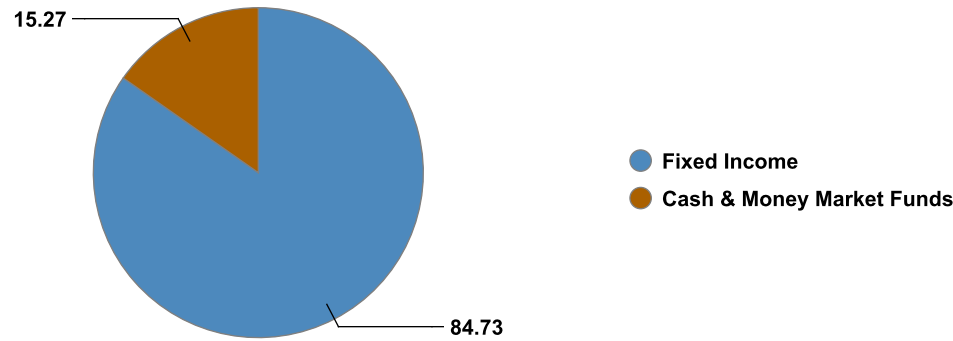
Name	Employment status	Department	Division	Location	Job title	Hire date	Termination date
Charlton, Robert	Terminated	Academic Affairs	Academic Affairs	San Diego	High School Science Teacher	01/01/2014	06/30/2016
Evangelista, Maricella	Terminated	Counseling	Academic Affairs	San Diego	Online Counselor	08/22/2014	06/30/2016
Farias, Leslie	Terminated	Administration		San Diego	Administrative Assistant	01/05/2015	08/16/2016
Ferguson, Tomoko	Terminated	Instructors/Teachers		Wise Academy	K-5 Instructor	08/24/2015	06/30/2016
Fisher, Amy	Terminated	Information Services	Information Services	AAS Thousand Oaks	Scholar Engagement Coordinator	10/16/2015	09/13/2016
Fysh, Ashly	Terminated	Instructors/Teachers	HS	San Diego	High School English Teacher	01/01/2014	06/30/2016
Hallal, Erin	Terminated	Instructors/Teachers		Wise Academy	K-5 Instructor	09/01/2014	06/30/2016
McCormack, Nickolas	Terminated	Instructors/Teachers		Wise Academy	K-5 Instructor	08/24/2015	06/30/2016
Meri, Kerin	End of Contract	Instructors/Teachers		Wise Academy	K-5 Instructor	08/24/2015	06/30/2016
Ryan, Jo	Terminated	Instructors/Teachers	HS	AAS Thousand Oaks	High School English Teacher	05/27/2013	06/30/2016
Sahagun, Daniel	Terminated	Counseling	Academic Affairs	AAS Thousand Oaks	Counselor	02/16/2016	07/27/2016
Simmonds, Sandra	End of Contract	Instructors/Teachers		Wise Academy	K-5 Instructor	08/24/2015	06/30/2016
Stedwell, Kegan	End of Contract	Operations		Wise Academy	Director of Operations	08/01/2015	06/30/2016

Account:ACADEMY OF ARTS AND SCIENCES/520-15886

FA:VOELLER/WITRY/0YW8

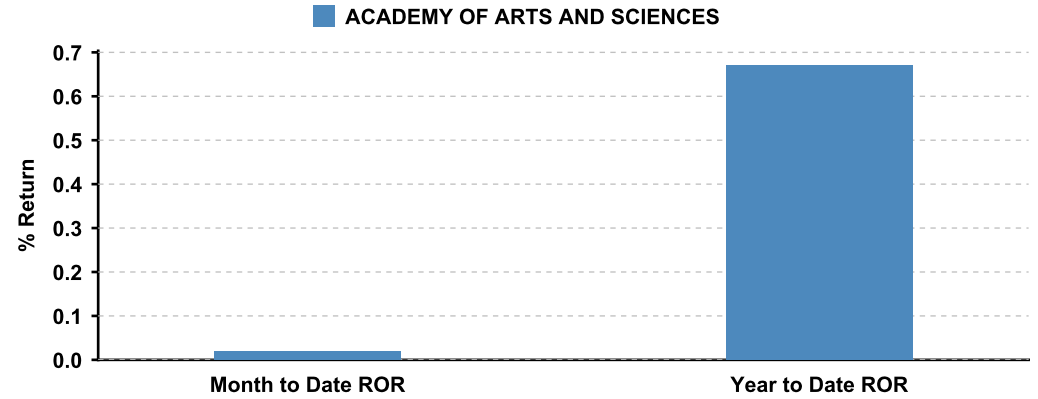
Performance Inception Date: 12/08/2015

**Asset Allocation**



Asset Class	Market Value (USD)	Percentage of Market Value
Fixed Income	4,252,695	84.73
Cash & Money Market	766,355	15.27
*Total Analyzed Assets: 5,019,050		
Total Assets Not Included in Analysis: 6,603		
Ending Market Value: 5,025,653		

**Performance and Market Value Analysis**



	Month to Date	Year to Date
Beginning Market Value	5,024,748	4,992,335
Net Cash Flow	0	0
Net Invested Capital	5,024,748	4,992,335
Net Investment Gain	905	33,318
Ending Market Value*	5,025,653	5,025,653
Period Return (Net of Fees)	0.02%	0.67%

\*Total analyzed assets includes long positions only and does not include accrued dividends or interest

\*Ending Market Value includes accrued dividends and interest

Please see the qualifications, disclaimers, and other important information at the end of this report related to the performance and index/indices shown. The Report, in its entirety, is subject to and qualified by these disclosures. Past performance is no guarantee of future results.

---

**DISCLOSURES:**

This Report ("Report") is provided without warranties of any kind, either express or implied, including, any implied warranties of accuracy, completeness, fitness for a particular purpose, and non-infringement. Only trade confirmations and statements constitute the legal and official record of your account and its activity.

This Report contains information about only the account or accounts and only with respect to the time period identified above. You should be aware that, subject to some limitations, your Financial Advisor has the ability to select certain Report parameters, including the time periods selected, calculation method, which benchmark indices/blended indices to display or not display, and accounts to be included (or excluded) in the Report. The reported performance of investments may vary depending on the parameters selected. The values shown in this Report may be different from those shown in your account statements and, in measuring and presenting performance data, this Report may differ from other performance reviews JPMS may provide to you, including your formal Quarterly Performance Review.

Some or all of the investment advisory accounts included in this Report may not be presented with a market index or other benchmark against which to compare the performance of your account(s), or may be presented with a benchmark that is different from the benchmark presented with it in your formal Quarterly Performance Review or in other performance reports previously provided to you. Therefore, for purposes of a measurement and presentation of your investment advisory accounts' performance, and their comparison to relevant benchmarks, that is consistent over time, you should use your formal Quarterly Performance Reviews and not this Report, which is provided to you solely at your request and for informational purposes only.

Return figures for J.P. Morgan Securities advisory program accounts and accounts managed by JPMorgan Chase Bank, N.A. are typically calculated net of advisory and management fees, expenses and commissions (if applicable) deducted from the account and internal fees and expenses of funds. Brokerage account returns are typically not calculated net of fees. Return figures may reflect the reinvestment of realized capital gains, dividends, interest income, accruals and other distributions made with respect to the assets in your account(s). The return figures do not reflect any fees and expenses that are not deducted directly from your account(s). To the extent that you pay fees directly, the actual net performance of your investments will be lower than the figures reflected in the performance data. All account performance figures are calculated separately for each account from its inception date or specific date range selected by your Financial Advisor.

Indices are selected as benchmarks for comparative purposes only. Comparisons have limitations because indices may have volatility, investment and other characteristics that may differ from an investment account strategy to which it is compared. Indices are unmanaged, may include the reinvestment of dividends and do not reflect transaction costs, management or other fees. Investors cannot directly invest in an index. Indices displayed may be different than prior Reports generated. J.P. Morgan Securities LLC ("JPMS"), is a Financial Advisor registered with the Securities and Exchange Commission and a member of the FINRA and SIPC. J.P. Morgan Securities is a division of JPMS and is wholly owned by JP Morgan Chase & Co.

The information contained herein has been obtained by J.P. Morgan Securities (referred to herein as "us") from various sources and is not guaranteed or warranted by us as to the adequacy, accuracy, timeliness, or completeness of such information or fitness for any particular use.

This Report has been prepared by your Financial Advisor, is not the official record of your account(s) and does not replace or supersede your normal trade confirmations or your customer statement. Your Report is prepared on a 'trade date' basis, reflecting holdings as of the day transactions are executed, while your monthly statement Reports holdings on a 'settlement date' basis, which is typically three business days (or less) after the trade date. All information contained in your Report should be confirmed against your own records. This Report should not be construed as tax or legal advice and should not be relied upon for such. Market price information reflects market conditions at the time this Report was generated and is not intended for tax purposes. Please consult your individual tax or legal advisor for such advice. If there are any discrepancies between this Report and your customer statement, you should rely on your customer statement and call your Financial Advisor with any questions.

Performance returns over 1 year are annualized.

Past performance is no guarantee of future returns.

**Beginning Market Value** is the sum of the value of all investments held in an account as of the start date of the period specified in the column heading (calculated using the number of shares/units held multiplied by the price of the investment ) plus cash balance, plus accrued interest from bonds and accrued dividends from equities.

**Ending Market Value** is the sum of the value of all investments held in an account as of the specific "As of" date listed in the report heading (calculated using the number of shares/units held multiplied by the price of the investment ) plus cash balance, plus accrued interest from bonds and accrued dividends from equities.

**Net Cash Flow** includes the deposits and withdrawals of funds and securities in/out of an account. As of 1/1/98, Margin Interest Charges are no longer included in Net Cash Flow. The securities are valued at the close of business day they are received in or transferred out. For periods prior to July 1, 2011, equity values do not include accrued dividends or accrued interest. For periods after July 1, 2011, equity values include both accrued dividends and accrued interest.

**Net Invested Capital** is the sum of the Beginning Market Value of the period plus the Net Cash Flow for the period.

---

Account:ACADEMY OF ARTS AND SCIENCES/520-15886

FA:VOELLER/WITRY/0YW8

---

**Net Investment Gain** represents the growth of your portfolio, typically from capital appreciation and income, less fees. It is calculated as the difference of the Ending Market Value less Net Invested Capital.

**Period Return** displays any gain or loss of the account(s) performance (by a percentage increase or decrease), which is based on time/interval selected by the Financial Advisor. See the Time Weighted Return Method definition for more information.

**Total Assets Not Included in Analysis** is the sum of the assets which are not included in the asset allocation analysis. This includes short positions, accrued interest from bonds and accrued dividends from equities.

**Total Analyzed Assets** is the sum of the current long positions only and does not include accrued interest and dividends.

One or more of your J.P. Morgan Securities accounts may not be included in this Report whether because the account is included in a different Performance Review which you receive from us or, in the case of an advisory account, may not be included in any such Review. If one or more accounts are added to or deleted from this Review, performance information in this Review will be recalculated and will change substantially to reflect portfolio performance that includes (for added accounts) and/or excludes (for deleted accounts) the added and/or deleted accounts for all relevant prior time periods.

The **Daily Valuation Time Weighted Return Method** calculates a rate of return each time a cash flow occurs by using beginning and ending equity values for each period between cash flows. Generally, Beginning 12/2015 account returns are not calculated for days where the beginning and ending value is less than 1000 and greater than -1000.

Securities are offered by J.P. Morgan Securities, LLC. Member FINRA and SIPC. Bank products and services are offered by JPMorgan Chase Bank, N.A. and its affiliates.

**INVESTMENTS PRODUCTS: NOT FDIC INSURED \* NO BANK GUARANTEE \* MAY LOSE VALUE**

©2016 JPMorgan Chase & Co. All rights reserved.



Academy of  
Arts & Sciences

**FOR IMMEDIATE RELEASE:**

August 25, 2016

**CONTACT:** Oscar De Jesus

(805) 807-8201

---

## **Academy of Arts & Sciences (AAS) Partners with TeamBonding to Provide Back to School Backpacks for Mountain Empire Unified School District**

*Thousand Oaks, CA* – AAS partnered with TeamBonding during their recent All-Staff Retreat to fill 30 backpacks with back to school supplies as part of a team building activity. Close to 100 staff participated in the activity and filled the backpacks for Mountain Empire USD. AAS selected Mountain Empire USD as the beneficiary because the retreat was in San Diego County, and they are the authorizer for San Diego County, in addition to being great partners in education.

“We truly value our partnership with the Academy of Arts and Sciences. We have already given out some of the backpacks to our students who need the school supplies and they were received with great enthusiasm and appreciation,” said Dr. Kathy Granger, Mountain Empire USD Superintendent.

The “Tools For Schools” program is part of the TeamBonding’s Corporate Social Responsibility Team Building series. This program is a fun, interactive, and productive way to bring teams together and unite them toward a common goal of helping the local community. School supplies can be expensive, especially for middle and high school scholars. “Tools For Schools” provided a great way for AAS to help make a difference in our community.

“This was a terrific and engaging team building activity for our entire staff,” said J.J. Lewis, AAS President & CEO. “And it was great for our AAS family to be able to give back to one of our great partners to help ensure their scholars have some resources as they start the 2016-17 school year.”

### **About the Academy of Arts & Sciences**

Academy of Arts & Sciences (AAS) is one of California’s leading WASC-accredited virtual public charter schools serving scholars throughout the state, with Learning Centers located in San Diego and Thousand Oaks. AAS offers a home study and online option for scholars in grades kindergarten through 12. AAS is committed to creating a collaborative virtual learning community, inspiring scholars to appreciate the ways in which arts and sciences nurture a curiosity for lifelong learning, and preparing scholars to take responsibility for their future successes.

For more information about AAS, visit [www.aascalifornia.org](http://www.aascalifornia.org).

### **About Mountain Empire Unified School District**

The Mountain Empire Unified School District is the Southeastern most school district in San Diego County, bordering the Mexican State of Baja California on the South and Imperial County on the East. Mountain Empire Unified School District encompasses over 660 square miles, and serves approximately 1,600 students per year. The District began educating students in 1923 and was composed of seven elementary schools and one union high school. Unification of the District took place in 1952. The District now consists of two (2) elementary schools, Pre-K through 8th grade; two (2) elementary schools, Pre-K through 5th grade; two (2) middle schools, 6th through 8th grade; one (1) high school; an Alternative Education Program and a Transition Program which serves Special Education students after high school, ages 18 to 22.

For more information about MEUSD, visit [meusd.schoolwires.net](http://meusd.schoolwires.net).





## Finance Committee Report September 13, 2016

The inaugural Finance Committee met on Tuesday, September 13, 2016 at 2 pm. Members of the committee consist of Mr. Joe Cummings, Ms. Lisa Fishman (Director of Operations), and Dr. Kathy Granger (Committee Chair), all of whom were present at this meeting. Mr. J.J. Lewis, President & CEO, serves as an ex-officio member and Mr. Miguel Aguilar, Executive Assistant to the CEO, serves as secretary, both of whom were also present at this meeting.

Mr. Lewis provided highlights from the Staff Report (the entire Staff Report can be found online, in our September Finance Committee Meeting Packet):

### 2015-16 Audit

Christy White Associates were on-site on Thursday, August 4<sup>th</sup> to complete portions of their audit review for the 2015-16 year. They will be back on-site on Wednesday and Thursday, September 21<sup>st</sup> and 22<sup>nd</sup>, to complete their review of our financials. The audit is due to the state by December 15<sup>th</sup>; our goal is to submit early.

### 2016-17 Funding Update

AAS will be receiving mandate block grant revenue this year, along with rental income from tenets at three (3) of our leased properties. Per our SB740 Funding Determination, we will receive zero funding through LCFF. We will appeal our funding position to the California Department of Education, Advisory Commission on Charter Schools and State Board of Education this winter after our audit.

### Chase Bank (checking account)

The primary account for AAS is a checking account at Chase Bank. Balances are as of the end of the reported month:

- July: \$13,412,370.84
- August: \$12,604,867.33

### JP Morgan Chase (CD account)

AAS has a laddered CD account through JP Morgan Chase. Balances are as of the end of the reported month:

- July: \$5,021,643
- August: \$5,025,280

Mr. Lewis led the committee in a review and discussion on the Finance Committee charge, which was approved by the Board of Directors at their May 10, 2016 special meeting. Key responsibilities consist of keeping oversight of the school's strategic and transactional planning and activities, capital structure objectives, plans, and policies; ensuring accurate tracking/monitoring/accountability for funds; developing an annual operating budget with staff; monitoring adherence to the budget; and presenting all financial goal and proposals to the Board of Directors for final approval.

Mr. Lewis introduced Mr. Roland Canotal and Mr. Joshua Eng from EdHive to walk the committee through the 2015-16 unaudited actuals. Mr. Lewis noted these are due to our authorizers and the California Department of Education by September 15.

	<u>Beginning Balance</u>	<u>Adjusted Beginning Balance</u>	<u>2015-16 Revenue</u>	<u>2015-16 Expenses</u>	<u>Ending Fund Balance</u>
Del Mar K-5	\$734,468.00	\$744,611.00	\$842,992.11	\$406,553.71	<b>\$1,181,049.40</b>
Del Mar 6-12	\$971,963.61	\$974,587.61	\$1,905,431.36	\$2,575,631.92	<b>\$304,387.05</b>
El Cajon K-5	\$134,8805.00	\$85,8138.00	\$699,205.18	(\$325,781.54)	<b>\$1,883,169.72</b>
El Cajon 6-12	\$142,7047.00	\$147,3498.00	\$829,139.18	\$319,091.35	<b>\$1,983,545.83</b>
Fresno	\$602,212.82	\$602,212.82	\$1,453,027.45	\$1,656,006.68	<b>\$399,233.59</b>
LA K-8	\$795,576.39	\$795,576.39	\$1,027,684.63	\$51,844.64	<b>\$1,304,819.38</b>
LA 9-12	\$1,088,511.64	\$1,088,511.64	\$461,363.41	\$840,050.07	<b>\$709,824.98</b>
Oxnard & Ventura	\$2,117,453.95	\$2,138,048.95	\$1,130,380.48	\$395,849.98	<b>\$2,872,579.45</b>
Sonoma	\$663,966.59	\$663,966.59	\$2,792,724.67	\$3,358,985.59	<b>\$977,05.67</b>
Thousand Oaks & Simi Valley	\$2,005,106.47	\$2,019,643.47	\$3,264,999.81	\$403,5521.76	<b>\$1,249,121.52</b>

Mr. Lewis shared that with the consolidation of charters from 10 to five (5), several ending fund balances will shift to the remaining charter in the respective county.

	<u>Del Mar K-5</u>	<u>Del Mar 6-12</u>	<u>El Cajon K-5</u>	<u>El Cajon 6-12</u>	<u>Del Mar K-12</u>
Ending Fund Balance	\$1,181,049.40	\$304,387.05	\$1,883,169.72	\$1,983,545.83	<b>\$5,352,152</b>

	<u>LA K-8</u>	<u>LA 9-12</u>	<u>LA K-12</u>
Ending Fund Balance	\$1,304,819.38	\$709,824.98	<b>\$2,014,644.36</b>

	<u>Oxnard &amp; Ventura</u>	<u>Thousand Oaks &amp; Simi Valley</u>	<u>Thousand Oaks</u>
Ending Fund Balance	\$2,872,579.45	\$1,249,121.52	<b>\$4,121,700.97</b>

*The Finance Committee voted unanimously to approve the 2015-16 Unaudited Actuals.*

Mr. Lewis introduced Mr. Scott Warner from CSMC to walk the committee through the July Financials. Mr. Warner walked the committee through the Balance Sheet and Year to Date Actual to Budget Detail, as well as the July Check Register Detail. It was noted that numbers will change now that we have the unaudited actuals. It was also noted that CSMC has been working with EdHive to ensure the financials are correct during the transition between back-office providers.

Mr. Warner will be at the September Board of Directors meeting to walk the Board through Charter Vision, a new tool to see AAS finances in real-time. This presentation will be part of the Finance Committee Report.

Mr. Lewis welcomed Mr. Warner back to the microphone to talk through the proposed amended budget revision. Now that there is understanding with the state on expected revenues, the budget needs to be adjusted accordingly. See notes from the Staff Report.

*The Finance Committee voted unanimously to approve the 2016-17 Amended Operating Budget.*

The meeting adjourned at 3:21 pm. The next Finance Committee meeting is scheduled for Tuesday, October 18 starting at 2 pm.

Respectfully Submitted,

Dr. Kathy Granger  
Board Treasurer &  
Finance Committee Chair



## Memorandum

To: Board of Directors  
From: Lisa Fishman, Director of Operations  
Date: September 26<sup>th</sup>, 2016  
RE: **FY17 Amended Operating Budget**

The FY17 Operating Budget was created with the assistance of our new back office provider, CSMC, and approved at our Annual Meeting on Monday, June 7<sup>th</sup>.

The State Board of Education met on Thursday, July 14<sup>th</sup> and approved the recommendation from the California Department of Education and Advisory Commission on Charter Schools to approve zero funding for AAS for the next two (2) years. After consultations with the CDE, we have adjusted our anticipated revenues for FY17 and anticipate receiving Mandated Block Grant and rental income. As such, we have adjusted our total revenue to **\$394,359**.

We will appeal our funding position to the CDE, ACCS and SBE this winter after our audit. We will also continue monitor and track our budget carefully and provide regular updates to the Finance Committee and Board of Directors throughout the year.

### **Action Requested:**

A motion to approve the FY17 amended operating budget for AAS.

### **Reviewed and Approved for Submission:**

A handwritten signature in black ink, appearing to read "J.J. Lewis".

J.J. Lewis  
President & CEO

### **Finance Committee Recommendation:**

The Finance Committee met on Tuesday, September 13<sup>th</sup> and unanimously recommend approval of the suggested action by the full Board of Directors.

**Academy of Arts and Sciences  
Budget Summary  
2016-17 Budgets by School**



SACS Code Description		Del Mar	Los Angeles	TO	Fresno	Sonoma	Total
<b>Revenue</b>							
	State	9,439	4,425	13,704	3,837	6,952	38,359
	Federal						
	Local	86,111	48,721	110,811	36,484	73,874	356,000
<b>Total Revenue</b>		<b>\$ 95,550</b>	<b>\$ 53,146</b>	<b>\$ 124,515</b>	<b>\$ 40,321</b>	<b>\$ 80,826</b>	<b>\$ 394,359</b>
<b>Expenses</b>							
1000	Certificated Salaries	954,226	539,891	1,227,938	404,290	818,625	3,944,971
2000	Classified Salaries	405,665	229,521	522,027	171,874	348,018	1,677,104
3000	Benefits	302,123	170,938	388,785	128,005	259,190	1,249,041
4000	Books and Supplies	1,139,601	644,774	1,466,487	482,831	977,658	4,711,352
5000	Services and Other Operating Expenses	479,314	271,191	616,802	203,078	411,201	1,981,585
6000	Capital Outlay						
7000	Other Outgoing						
<b>Total Expenses</b>		<b>\$ 3,280,930</b>	<b>\$ 1,856,315</b>	<b>\$ 4,222,038</b>	<b>\$ 1,390,078</b>	<b>\$ 2,814,692</b>	<b>\$ 13,564,054</b>
<b>Surplus / (Deficit)</b>		<b>\$ (3,185,380)</b>	<b>\$ (1,803,169)</b>	<b>\$ (4,097,523)</b>	<b>\$ (1,349,757)</b>	<b>\$ (2,733,866)</b>	<b>\$ (13,169,695)</b>
As a % of LCFF revenue		#DIV/0!	#DIV/0!	#DIV/0!	#DIV/0!	#DIV/0!	#DIV/0!

**Academy of Arts and Sciences**  
**Revenue**  
**2016-17 Budgets by School**



Funding Factor 0%

SACS		Del Mar	Los Angeles	TO	Fresno	Sonoma	Total
<b>State</b>							
8011	LCFF; state aid portion	-	-	-	-	-	-
8012	LCFF; EPA portion	-	-	-	-	-	-
8096	In-Lieu of Property Taxes, all grades	-	-	-	-	-	-
8019	Prior Year Income / Adjustments						-
8520	State Child Nutrition program						-
8560	Lottery						-
8550	Mandate Block Grant	9,439	4,425	13,704	3,837	6,952	38,359
8591	SB 740 Rent re-imbursement program						-
8590	All Other State Revenue / Clean Energy						-
8599	Prior Year State Income						-
<b>State Revenue</b>		<b>\$ 9,439</b>	<b>\$ 4,425</b>	<b>\$ 13,704</b>	<b>\$ 3,837</b>	<b>\$ 6,952</b>	<b>\$ 38,359</b>
<b>Federal</b>							
8181	Special Education, federal						-
8220	Federal Child Nutrition Programs						-
8290	All Other Federal Revenue, inc Facilities Incentive Grants program						-
8291	Title I						-
8292	Title II						-
8293	Title III						-
8295	Title V						-
8299	Prior Year Federal Revenue						-
<b>Federal Revenue</b>		<b>\$ -</b>	<b>\$ -</b>	<b>\$ -</b>	<b>\$ -</b>	<b>\$ -</b>	<b>\$ -</b>
<b>Local</b>							
8660	Interest						-
8782	All Other Transfers from County Offices						-
8784	All Other Transfers from Other Locations						-
8785	CMO Management fee						-
8792	SPED State / Other Transfers from County	-	-	-	-	-	-
8980	Student Lunch Revenue						-
8982	Foundation Grants / Donations						-
8983	All Other Local Revenue						-
8984	Student Body (ASB) Fundraising Revenue						-
8985	School Site Fundraising						-
8986	Rental Income	86,111	48,721	110,811	36,484	73,874	356,000
8999	Revenue Suspense						-
<b>Local Revenue</b>		<b>\$ 86,111</b>	<b>\$ 48,721</b>	<b>\$ 110,811</b>	<b>\$ 36,484</b>	<b>\$ 73,874</b>	<b>\$ 356,000</b>
<b>Total Revenue</b>		<b>\$ 95,550</b>	<b>\$ 53,146</b>	<b>\$ 124,515</b>	<b>\$ 40,321</b>	<b>\$ 80,826</b>	<b>\$ 394,359</b>

**Academy of Arts and Sciences**  
**Expenses Summary**  
**2016-17 Budgets by School**

2.5% Assumed CPI over previous year, source: School Services



SAC/SAC Code Description	Del Mar	Los Angeles	TO	Fresno	Sonoma	Total	1617 Projections	1516 Actuals 7/1-3/31
<b>Certificated Salaries</b>								
1100 Teachers' Salaries	636,705	360,241	819,339	269,762	546,226	2,632,272	2,632,272	
1105 Teachers' Stipends / Bonus	-	-	-	-	-	-	-	
1120 Substitute Expense	-	-	-	-	-	-	-	
1200 Certificated Pupil Support Salaries	193,656	109,569	249,205	82,049	166,137	800,616	800,616	
1300 Certificated Supervisor and Administrator Salaries	123,865	70,081	159,394	52,480	106,263	512,083	512,083	
1305 Certificated Sup. and Admin. Stipends / Bonus	-	-	-	-	-	-	-	
1900 Other Certificated Salaries	-	-	-	-	-	-	-	
1910 Other Certificated Overtime	-	-	-	-	-	-	-	
<b>1000 Subtotal</b>	<b>\$ 954,226</b>	<b>\$ 539,891</b>	<b>\$ 1,227,938</b>	<b>\$ 404,290</b>	<b>\$ 818,625</b>	<b>\$ 3,944,971</b>	<b>\$ 3,944,971</b>	
<b>Classified Salaries</b>								
2100 Instructional Aide Salaries	-	-	-	-	-	-	-	
2110 Instructional Aide Overtime	-	-	-	-	-	-	-	
2200 Classified Support Salaries (Maintenance / Food)	199,961	113,136	257,318	84,720	171,545	826,680	826,680	
2210 Classified Support Overtime	-	-	-	-	-	-	-	
2300 Classified Supervisor and Administrator Salaries	122,119	69,093	157,147	51,740	104,765	504,864	504,864	
2400 Clerical, Technical, and Office Staff Salaries	83,585	47,292	107,561	35,414	71,708	345,560	345,560	
2410 Clerical, Technical, and Office Staff Overtime	-	-	-	-	-	-	-	
2900 Other Classified Salaries	-	-	-	-	-	-	-	
2905 Other Stipends	-	-	-	-	-	-	-	
2910 Other Classified Overtime	-	-	-	-	-	-	-	
<b>2000 Subtotal</b>	<b>\$ 405,665</b>	<b>\$ 229,521</b>	<b>\$ 522,027</b>	<b>\$ 171,874</b>	<b>\$ 348,018</b>	<b>\$ 1,677,104</b>	<b>\$ 1,677,104</b>	
<b>Employee Benefits</b>								
3101 State Teachers' Retirement System, certificated personnel	120,042	67,918	154,475	50,860	102,983	496,277	496,277	
3202 Public Employees' Retirement System, classified	-	-	-	-	-	-	-	
3313 OASDI	25,151	14,230	32,366	10,656	21,577	103,980	103,980	
3323 Medicare	19,718	11,156	25,374	8,354	16,916	81,520	81,520	
3403 Health & Welfare Benefits	109,823	62,136	141,324	46,530	94,216	454,030	454,030	
3503 State Unemployment Insurance	5,631	3,186	7,246	2,386	4,831	23,280	23,280	
3603 Worker Compensation Insurance	21,758	12,311	27,999	9,219	18,666	89,953	89,953	
3703 Other Post Employment Benefits	-	-	-	-	-	-	-	
3903 Other Benefits	-	-	-	-	-	-	-	
<b>3000 Subtotal</b>	<b>\$ 302,123</b>	<b>\$ 170,938</b>	<b>\$ 388,785</b>	<b>\$ 128,005</b>	<b>\$ 259,190</b>	<b>\$ 1,249,041</b>	<b>\$ 1,249,041</b>	
<b>Total Personnel Expenses</b>	<b>\$ 1,662,014</b>	<b>\$ 940,350</b>	<b>\$ 2,138,750</b>	<b>\$ 704,169</b>	<b>\$ 1,425,833</b>	<b>\$ 6,871,116</b>	<b>\$ 6,871,116</b>	
<b>Books and Supplies</b>								
4100 Approved Textbooks and Core Curricula Materials	934,800	528,900	1,202,940	396,060	801,960	3,864,660	3,770,400	2,296,171







## Memorandum

To: Board of Directors  
From: Julie Troletti, Director of Information Services  
Date: September 26<sup>th</sup>, 2016  
RE: **Charter Renewal Petitions**

Three (3) of our charters are due for renewal at the conclusion of the 2016-17 school year. We have revised our charter petitions to reflect our new mission, vision and values and incorporate our Local Control Accountability Plan (LCAP) goals. Revisions are also reflected in our curriculum, educational program and others.

These renewal petitions are a true reflection of AAS today and our aspirations for tomorrow. They have been vetted by our legal counsel, and we anticipate final submission to our three (3) authorizers by this Friday, September 30<sup>th</sup>. Next steps include Public Hearings by our authorizers in October, followed by a final vote of approval for another five (5) year term at their November meetings.

### **Action Requested:**

A motion to approve the charter renewal petition for:

- AAS Del Mar
- AAS Sonoma
- AAS Thousand Oaks & Simi Valley

### **Reviewed and Approved for Submission:**

A handwritten signature in black ink, appearing to read "J.J. Lewis".

J.J. Lewis  
President & CEO

### **Senior Management Team Recommendation:**

The Senior Management Team met on Monday, September 19<sup>th</sup>, 2016 and unanimously recommend approval of the suggested action by the Board of Directors.