



**ATLANTA NEIGHBORHOOD
CHARTER SCHOOL**
helping students learn to use their minds well

Atlanta Neighborhood Charter School

Board Meeting

Date and Time

Tuesday November 15, 2016 at 6:30 PM

Location

ANCS Middle Campus - 820 Essie Avenue 30316

Notice of this meeting was posted at each campus and on the ANCS website in accordance with O.C.G.A. § 50-14-1.

Agenda

	Purpose	Presenter	Duration
I. Opening Items			
A. Record Attendance and Guests		Melissa McKay-Hagan	1
B. Call the Meeting to Order		Mitch White	1
C. Approve Minutes from Prior Board Meeting	Approve Minutes	Melissa McKay-Hagan	3
D. PTCA Report		Joy Prince	5
Standing monthly report from the ANCS Parent-Teacher-Community Association			
E. Principals' Open Forum		Cathey Goodgame & Lara Zelski	5
Standing monthly opportunity for ANCS principals to share highlights from each campus.			
II. Old Business			
A. Updated Promotion Policy	Vote	Matt Underwood	5
Proposed revisions to section 4 of the school's promotion policy to insure alignment with IB terminology			
III. Executive Director's Report			
A. Report on MAP data from Administration #1	Discuss	Matt Underwood, Cathey Goodgame, & Lara Zelski	15
Data and analysis from first administration of 2016-17 school of Measures of Academic Progress (MAP) in reading and math			
B. Special ANCS Visitor Events	FYI	Matt Underwood	10
Overview and purpose of special events for visitors to ANCS for 2016-17 school year			
C. Quarterly Performance Dashboard	Discuss	Matt Underwood	15
Quarterly review of key performance metrics for ANCS			
IV. Fund Development			
A. Monthly fund development report	FYI	Narin Hassan	10
V. Business & Operations			

A. Monthly financial statements & reports	Discuss	Ryan Camp & Kari Lovell	10
--	---------	-------------------------	----

VI. Governance

A. Monthly Governance Report	FYI	Lia Santos	10
B. Board Nominations Subcommittee	Vote	Leigh Finlayson	5

Vote on members of nominations subcommittee for next nominations cycle

VII. Educational Excellence

A. Monthly Educational Excellence Report	FYI	Tiffany Mitchell	5
B. Public Affairs Subcommittee Report	FYI	Eric Teusink	5

VIII. Executive Session

A. Executive Session	Vote	Mitch White	15
-----------------------------	------	-------------	----

The board *may* enter into executive session to discuss matters related to personnel, real estate, student discipline, and/or litigation in accordance with O.C.G.A. § 50-14-1.

IX. Closing Items

A. Brief Meeting Reflection	Discuss	Mitch White	5
------------------------------------	---------	-------------	---

ANCS board reflection on governance practices from board meeting

B. Adjourn Meeting	Vote	Mitch White	1
---------------------------	------	-------------	---

ANCS PTCA Report November 2016

Overview

Teacher Appreciation

Plans to provide treats to celebrate a busy fall.

Mini Grants

Grant requests: 14 valued at \$8,761.40

Grants funded: 9 valued at \$4,569.40

Technology grant: \$799

Round 2: January 2017

Membership

Holding strong at 196

Events

Fall Fest

GPSF Day

PTCA General Meeting:

November 29

PTCA volunteer/leadership fair in conjunction with MYP meeting at MC

Upcoming PTCA Events

Third Friday Coffee EC:
November 18

Fourth Friday Coffee MC:
December 2

Winterfest

December 6 grades K-1

December 7 grades 2-

3

December 8 grades 4-

5

Proposed revisions to the [“Promotion, Retention, & Placement” policy](#)

Proposed Revised Student Promotion Criteria - October 2016

SECTION 4. Student Promotion Criteria In Grades 6-8

In preparation for the transition to high school, the criteria below are used in grades 6-8 to guide decisions about student promotion to the next grade level.

To move from 6th grade to 7th grade, each ANCS student should demonstrate academic competency by:

- [Edit] Earning an overall grade of 3 or higher in each subject area.
- [Edit] Earning an achievement level of 3 or higher on the student work portfolio.
- [Edit] Successfully completing the public exhibition of the student work portfolio.
- [New] Earning a score of Developing or higher on the Grade 6 Georgia Milestones Assessments in English Language Arts and Mathematics.

To move from 7th grade to 8th grade, each ANCS student should demonstrate academic competency by:

- [Edit] Earning an overall grade of 3 or higher in each subject area.
- [Edit] Earning an achievement level of 3 or higher on the student work portfolio.
- [Edit] Successfully completing the public exhibition of the student work portfolio.
- [Edit] Earning a score of Developing or higher on the Grade 7 Georgia Milestones Assessments in English Language Arts and Mathematics.

To move from 8th grade to high school, each ANCS student should demonstrate academic competency as measured by the following criteria:

- [Edit] Earning an overall grade of 3 or higher in each subject area.
- [Edit] Earning an achievement level of 3 or higher on the student work portfolio.
- [New] Earning an overall grade of 3 or higher on the Community Project (Beginning in the 2017-18 school year)
- [Edit] Successfully completing the public exhibition of the student work portfolio.
- [Edit] Earning a score of Developing or higher on the Grade 8 Georgia Milestones Assessments in English Language Arts and Mathematics.

[Edit] If a student reaches the end of a school year and has not met the criteria for promotion, a decision on placement in the next grade or retention in the current grade will be made. The Middle Campus Principal, in consultation with the student, the student’s family, and any appropriate teachers of staff members, will make the final decision.

Note: Students with an IEP may have modifications to these criteria as determined by the Special Education Coordinator and/or as a part of an IEP.

Current Student Promotion Criteria

SECTION 4. Student Promotion Criteria In Grades 6-8

In preparation for the transition to high school, the criteria below are used in grades 6-8 to guide decisions about when a student is ready to move to the next grade level. Note: These criteria are guidelines and are not requirements for promotion.

To move from 6th grade to 7th grade, each ANCS student should demonstrate academic competency as measured by the following criteria:

- Successful completion of a student work portfolio containing at least one piece of work that meets the standards for each Performance Area and the public exhibition of this portfolio at the end of the 6th-grade year.
- A passing overall grade (Just Beginning or better) in each class for at least two of the three academic terms in the 6th-grade year.

To move from 7th grade to 8th grade, each ANCS student should demonstrate academic competency as measured by the following criteria:

- Successful completion of a student work portfolio containing at least one piece of work that meets the standards for each Performance Area and the public exhibition of this portfolio at the end of the 7th-grade year.
- A passing overall grade (Just Beginning or better) in each class for at least two of the three academic terms in the 7th-grade year.
- A passing score on the Reading/ELA and Math Georgia Milestones Tests at the end of the 7th-grade year.

To move from 8th grade to high school, each ANCS student should demonstrate academic competency as measured by the following criteria:

- Successful completion of a student work portfolio containing at least one piece of work that meets the standards for each Performance Area.
- Meeting the standards on the 8th-grade portfolio exhibition.
- A passing overall grade (Just Beginning or better) in each class for at least two of the three academic terms in the 8th-grade year (including a passing overall grade in each class for the final academic term of the year).
- A passing score on the Reading/ELA and Math Georgia Milestones Tests at the end of the 8th-grade year.

If a student reaches the end of a school year and has not yet met the criteria for promotion to the next grade level, the student's advisor—in consultation with the Principal, student, student's family, and any appropriate teachers or staff members—will develop a personalized plan for the

student to complete to demonstrate his/her readiness for the next grade level. This plan must be approved by the Middle Campus Principal.

Note: Students with an IEP may have modifications to these criteria as determined by the Special Education Coordinator and/or as a part of an IEP.



ATLANTA NEIGHBORHOOD
CHARTER SCHOOL

helping students learn to use their minds well

MAP DATA REPORT - November 2016

Prepared by Matt Underwood, Cathey Goodgame, & Lara Zelski

MAP - *Background*

- Beginning in 2015-16 school year, all ANCS students take Measures of Academic Progress (MAP) in Reading and Math three times each year
- MAP is nationally-normed assessment taken by thousands of students across the country
- More details: <https://www.nwea.org/assessments/map/>

MAP - *Growth Reports*

- Next two slides show growth of *same students* from fall 2015 to fall 2016 in Reading and Math and growth percentile as compared to national norms provided by NWEA
- Goal is to have growth percentiles close to 50 or above

Student Growth Summary Report

Aggregate by School

Term: Fall 2016-2017
District: Atlanta Neighborhood Charter School

Norms Reference Data: 2015 Norms
Growth Comparison Period: Fall 2015 - Fall 2016
Weeks of Instruction: Start - 2 (Fall 2015)
End - 4 (Fall 2016)

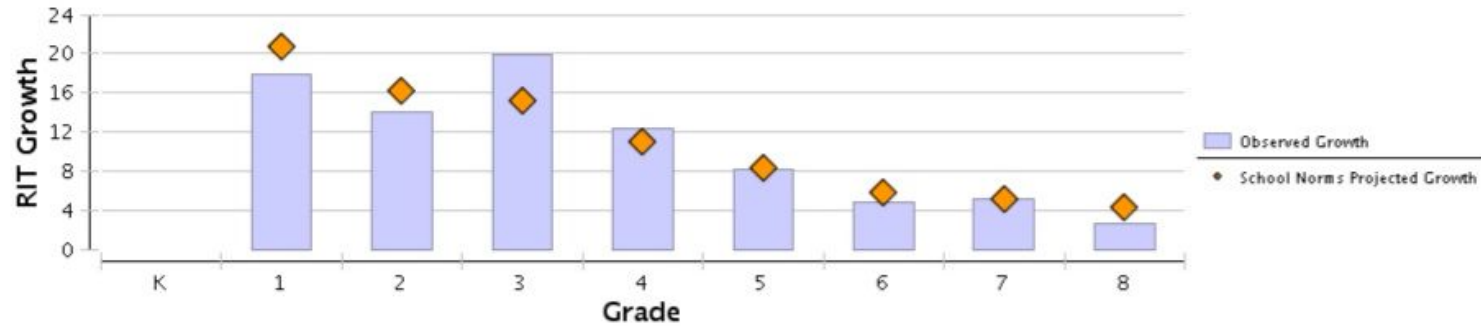
Grouping: None
Small Group Display: No

Atlanta Neighborhood Charter School

Reading

Grade (Fall 2016)	Growth Count†	Comparison Periods						Growth Evaluated Against									
		Fall 2015			Fall 2016			Growth		School Norms			Student Norms				
		Mean RIT	SD	Percentile	Mean RIT	SD	Percentile	Observed Growth	Observed Growth SE	Projected Growth	School Conditional Growth Index	School Conditional Growth Percentile	Count with Projection	Count Met Projection	Percent Met Projection	Student Median Conditional Growth Percentile	
K	2	*			*			*					*				
1	66	149.6	9.2	95	167.5	12.0	88	17.9	1.1	20.7	-0.72	23	66	32	48	48	
2	66	169.6	11.6	96	183.7	16.7	92	14.1	1.5	16.2	-0.58	28	66	28	42	37	
3	66	177.4	17.6	74	197.3	14.3	91	19.9	1.2	15.2	1.85	97	66	48	73	66	
4	69	194.7	18.4	87	207.1	14.5	92	12.4	1.4	11.1	0.60	73	69	40	58	57	
5	70	204.8	15.0	88	213.0	15.2	88	8.2	1.0	8.3	-0.08	47	70	41	59	56	
6	64	213.5	14.9	91	218.3	15.7	88	4.8	1.0	5.9	-0.67	25	64	33	52	57	
7	81	218.1	14.3	89	223.4	12.6	91	5.2	0.8	5.2	0.07	53	81	40	49	50	
8	69	223.1	12.0	91	225.7	11.8	87	2.6	0.9	4.3	-0.99	16	69	29	42	45	

Reading



Explanatory Notes

* Summaries for groups of fewer than 10 students are not shown, as the sample size may be too small for acceptable statistical reliability.
† Growth Count provided reflects students with MAP results in both the Start and End terms. Observed Growth calculation is based on that student data.

Student Growth Summary Report

Aggregate by School

Term: Fall 2016-2017
 District: Atlanta Neighborhood Charter School

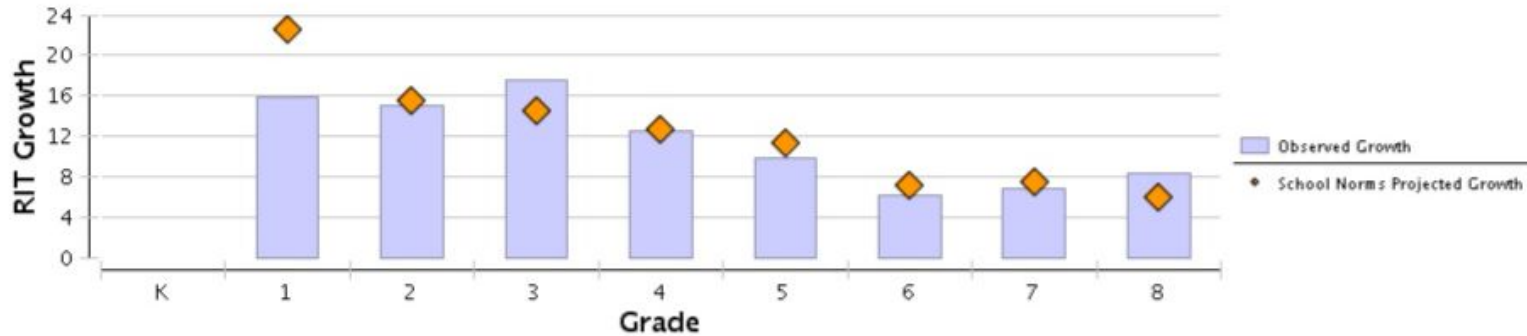
Norms Reference Data: 2015 Norms
 Growth Comparison Period: Fall 2015 - Fall 2016
 Weeks of Instruction: Start - 2 (Fall 2015)
 End - 4 (Fall 2016)
 Grouping: None
 Small Group Display: No

Atlanta Neighborhood Charter School

Mathematics

Grade (Fall 2016)	Growth Count‡	Comparison Periods						Growth Evaluated Against									
		Fall 2015			Fall 2016			Growth		School Norms			Student Norms				
		Mean RIT	SD	Percentile	Mean RIT	SD	Percentile	Observed Growth	Observed Growth SE	Projected Growth	School Conditional Growth Index	School Conditional Growth Percentile	Count with Projection	Count Met Projection	Percent Met Projection	Student Median Conditional Growth Percentile	
K	2	*			*				*				*				
1	66	149.9	10.2	95	165.7	14.6	72	15.8	1.4	22.6	-1.81	4	66	17	26	29	
2	66	168.4	13.6	91	183.4	11.9	87	15.0	1.1	15.5	-0.15	44	66	34	52	55	
3	66	179.8	12.5	77	197.3	9.9	88	17.5	1.0	14.5	1.23	89	66	45	68	65	
4	69	194.1	13.5	79	206.7	11.9	78	12.6	0.9	12.7	-0.05	48	69	36	52	53	
5	70	206.6	11.1	82	216.5	12.8	77	9.9	0.7	11.3	-0.77	22	70	31	44	45	
6	63	214.6	12.8	71	220.7	15.0	67	6.1	0.9	7.1	-0.48	32	63	31	49	49	
7	81	221.0	13.0	71	227.7	12.6	74	6.8	0.7	7.5	-0.41	34	81	37	46	43	
8	70	224.2	13.2	60	232.6	15.0	76	8.4	0.8	6.0	1.18	88	70	48	69	63	

Mathematics



Explanatory Notes

* Summaries for groups of fewer than 10 students are not shown, as the sample size may be too small for acceptable statistical reliability.
 ‡ Growth Count provided reflects students with MAP results in both the Start and End terms. Observed Growth calculation is based on that student data.

MAP data by race/ethnicity - *Reading*

	Grades K-5 Fall 2016 National Percentile Rank	Grades K-5 % Met Growth Projection (Fall 2016-Fall 2015)	Grades 6-8 Fall 2016 National Percentile Rank	Grades 6-8 % Met Growth Projection (Fall 2016-Fall 2015)
<i>Black</i>	59	51%	45	54%
<i>Hispanic/Latino</i>	-	-	42	55%
<i>Multi-Racial</i>	75	72%	94	53%
<i>White</i>	95	59%	97	50%

MAP data by race/ethnicity - *Math*

	Grades K-5 Fall 2016 National Percentile Rank	Grades K-5 % Met Growth Projection (Fall 2016-Fall 2015)	Grades 6-8 Fall 2016 National Percentile Rank	Grades 6-8 % Met Growth Projection (Fall 2016-Fall 2015)
<i>Black</i>	57	40%	27	57%
<i>Hispanic/Latino</i>	-	-	26	27%
<i>Multi-Racial</i>	77	64%	89	55%
<i>White</i>	86	51%	87	59%

Fall 2015 MAP projections vs. Actual 2016 Milestones scores

	<i>ELA (Reading) Developing and Above Milestones/ Developing and Above MAP</i>	<i>MATH Developing and Above Milestones/ Developing and Above MAP</i>	<i>ELA (Reading) Proficient and Above Milestones/ Proficient and Above MAP</i>	<i>MATH Proficient and Above Milestones/ Proficient and Above MAP</i>
3rd	95%/77.8%	97%/94.4%	60%/48.6%	49%/58.4%
4th	94%/84.84%	97%/95.8%	68%/59.8%	72%/61.6%
5th	96%/91.6%	82%/90%	59%/49.7%	43%/41.5%
6th	90%/85.2%	82%/91.4%	59%/58%	39%/56.8%
7th	93%/90.1%	92%/82.7%	62%/57.6%	62%/41.9%
8th	81%/80.8	81%/83.6%	45%/50.7%	41%/38.3%

Fall 2015 MAP projections vs. Actual 2016 Milestones scores

- ANCS students generally exceeded projections on ELA, perhaps because of writing component on Milestones that is not present on MAP
- MAP math projections tended to be more reliable, though a few grade levels where Milestones performance was lower than projected

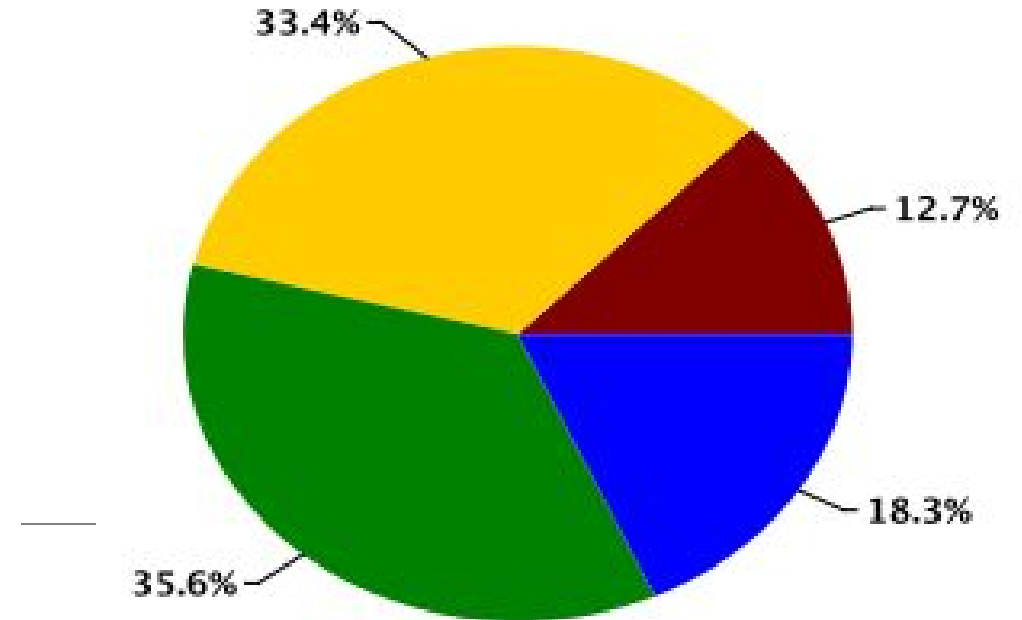
2017 Milestones Projections based on MAP scores: *Reading*

Reading

Projected to: Georgia Milestones Assessment System taken in **spring**.

View Linking Study: <https://www.nwea.org/resources/georgia-linking-study/>

Grade	Student Count	Beginning Learner		Developing Learner		Proficient Learner		Distinguished Learner	
		Count	Percent	Count	Percent	Count	Percent	Count	Percent
3	69	8	11.6%	27	39.1%	18	26.1%	16	23.2%
4	72	8	11.1%	19	26.4%	27	37.5%	18	25.0%
5	72	9	12.5%	23	31.9%	30	41.7%	10	13.9%
6	78	15	19.2%	20	25.6%	29	37.2%	14	17.9%
7	81	10	12.3%	30	37.0%	26	32.1%	15	18.5%
8	77	7	9.1%	31	40.3%	30	39.0%	9	11.7%
Total	449	57	12.7%	150	33.4%	160	35.6%	82	18.3%



54% are projected to be Level 3 & 4
 33% are projected to be a Level 2
 12% are projected to be a Level 1

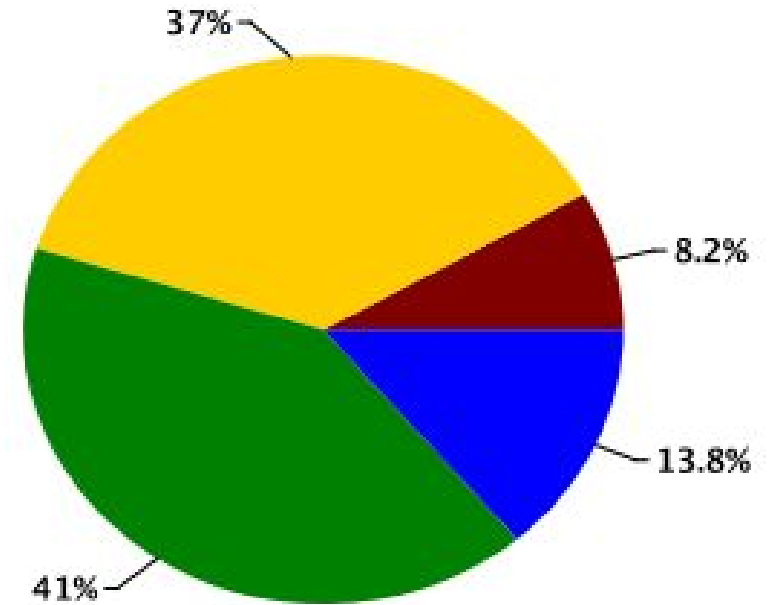
2017 Milestones Projections based on MAP scores: *Math*

Mathematics

Projected to: **Georgia Milestones Assessment System** taken in **spring**.

View Linking Study: <https://www.nwea.org/resources/georgia-linking-study/>

Grade	Student Count	Beginning Learner		Developing Learner		Proficient Learner		Distinguished Learner	
		Count	Percent	Count	Percent	Count	Percent	Count	Percent
3	69	2	2.9%	16	23.2%	38	55.1%	13	18.8%
4	72	0	0.0%	32	44.4%	27	37.5%	13	18.1%
5	72	7	9.7%	27	37.5%	33	45.8%	5	6.9%
6	78	11	14.1%	26	33.3%	30	38.5%	11	14.1%
7	81	6	7.4%	32	39.5%	31	38.3%	12	14.8%
8	77	11	14.3%	33	42.9%	25	32.5%	8	10.4%
Total	449	37	8.2%	166	37.0%	184	41.0%	62	13.8%



54% are projected to be Level 3 & 4
 37% are projected to be a Level 2
 8% are projected to be a Level 1

Further MAP Data Analysis

- Students will take MAP twice more this school year (winter & spring)
- Subsequent MAP report will present performance on those administrations as well as the following additional data:
 - % of students meeting growth targets (including analysis by “low” and “high” performance bands)
 - Fall 2016 MAP projections vs Actual Milestones scores 2017



**ATLANTA NEIGHBORHOOD
CHARTER SCHOOL**

helping students learn to use their minds well

SPECIAL VISITOR EVENTS -2016-17 SCHOOL YEAR

Prepared by Matt Underwood

What Makes ANCS Unique?

- Offering two opportunities--in November and February--for community supporters to learn more about unique elements of ANCS, from approach to teaching and learning to collaboration with other schools to “farm to school” program
- Chance to engage prospective board members, elected officials, and other influencers in better understanding ANCS

ANCS Alumni Breakfast

- 2nd annual ANCS alumni event scheduled for Wednesday, 12/14
- All ANCS alumni in last year of high school or older invited to attend morning meeting, reconnect with former teachers, and hear about ANCS today

ANCS “State of the School” Breakfast

- First “state of the school” breakfast scheduled for Friday, 1/27 from 8:00-10:00 a.m.
- Founding NCS and ACMS board members, ANCS board members since the 2011 merger, and long-time supporters of ANCS invited to attend morning meeting, enjoy breakfast from Chef Bradley, and engage in a discussion about ANCS today and key strategic issues facing our school in the years to come

ANCS Performance Dashboard - 16-17 SY

ANCS Performance Dashboard	K-8			
2016-17 SY	Jul-Oct	Nov-Feb	Mar-Jun	Notes
Educational Program Outcomes				
Avg % of students Proficient/Distinguished ELA EOG Milestones				After 2017, goal to be above three-year avg
Avg % of students Proficient/Distinguished Math EOG Milestones				After 2017, goal to be above three-year avg
Percentage of students passing ELA EOG Milestones in top 10% of district				
Percentage of students passing Math EOG Milestones in top 10% of district				
National norm referenced test - MAP Reading (% of students meeting growth targets compared to national avg - conditional growth percentile rank)				
National norm referenced test - MAP Math (% of students meeting growth targets compared to national avg - conditional growth percentile rank)				
National norm referenced test - MAP Reading (average NPR)	89			target is to show growth & be at/above 70 NPR
National norm referenced test - MAP Math (average NPR)	77			target is to show growth & be at/above 70 NPR
<i>Critical/creative thinking assessment - Torrance Test of Creative Thinking composite NPR</i>				<i>new charter goal; critical/creative thinking assessment will be given in 2nd and 7th grades</i>
Students appropriately academically challenged (based on survey responses)	91%			target is to be at/above 90%
CCRPI higher than district/state				required charter goal
School Climate & Culture				
% students receiving a level 3/4 behavioral referral	2%			target is to be under 5%
% students who feel safe at school (based on survey responses)	92%			target is to be at/above 90%
<i>% student well-being measures higher than national avg (as measured by Gallup)</i>				<i>new charter goal; Gallup Student Poll given in grades 5-8 to measure "hope" and "engagement"</i>
% students absent 6 or more days	2%			<i>new charter goal; aim to be under 10%</i>
3-star rating or higher on Georgia Climate Star rating				<i>required charter goal</i>
% students qualifying for FRL	15%			<i>new charter goal; aim to be between 30-50%</i>
Stakeholder Satisfaction				
Student satisfaction (based on survey responses)	94%			target is to be at/above 90% or prior year baseline
Parent satisfaction (based on survey responses)	98%			target is to be at/above 90% or prior year baseline
Teacher/staff satisfaction (based on survey responses)	96%			target is to be at/above 90% or prior year baseline
Student re-enrollment for following school year	97%			
High School Readiness				
% of 9th grade alumni who respond that ANCS prepared them well for HS (based on alumni survey responses)	93%			target is to be at/above 90%
% ANCS alumni passing 9th Grade Lit/Comp EOC Milestones (as compared to district/state)	96% (63% /77%)			test typically taken in 9th grade

ANCS Performance Dashboard - 16-17 SY

% ANCS alumni passing Coord Algebra EOC Milestones (as compared to district/state)	89% (53% /71%)			test typically taken in 9th grade
% ANCS alumni passing Biology EOC Milestones (as compared to district/state)	88% (52% /67%)			test typically taken in 9th grade
% ANCS alumni passing U.S. History EOC Milestones (as compared to district/state)	87% (64% /76%)			test typically taken in 11th grade
Leadership & Organizational Performance				
% of "surveys of instructional practice" above district and state avg				Standardized state survey given to all students in GA
Employee recruitment (% open positions filled by May 31)				
Employee retention (% offered contracts who return)				
Average daily employee attendance	96%			target is to be at/above 95%
Met all charter organizational goals	Yes			includes updating strategic plan, clean audit, & annual review of ED
Financial Management & Resource Development				
Annual campaign on track to financial goal				
Annual campaign family participation %				
Grant funds received				does not include federal Title grant dollars
Positive projected net operating income	Yes			

ANCS Performance Dashboard - 15-16 SY

ANCS Performance Dashboard	K-8			
2015-16 SY	Jul-Nov	Dec-Mar	Apr-Jun	Notes
Educational Program Outcomes				
Avg % of students Proficient/Distinguished ELA EOG Milestones	63%		58%	percentages listed in Jul-Nov are from spring 2015; does not include students in "Developing" category, which is also above passing score; after 2017, goal to be above three-year avg
Avg % of students Proficient/Distinguished Math EOG Milestones	48%		50%	percentages listed in Jul-Nov are from spring 2015; does not include students in "Developing" category, which is also above passing score; after 2017, goal to be above three-year avg
Percentage of students passing ELA EOG Milestones in top 10% of district	Yes		Yes for grades 6-8	2016 Grades 3-5 passing rate 91% (top 11% of APS)
Percentage of students passing Math EOG Milestones in top 10% of district	Yes		Yes for grades 6-8	2016 Grades 3-5 passing rate 88% (top 13% of APS)
National norm referenced test - MAP Reading (% of students meeting growth targets compared to national avg - conditional growth percentile rank)			66	establishing baseline; goal will be in new charter contract; PR is 73 w/ 4th grade reading removed)
National norm referenced test - MAP Math (% of students meeting growth targets compared to national avg - conditional growth percentile rank)			68	establishing baseline; goal will be in new charter contract; PR is 74 w/ 6th grade math removed)
National norm referenced test - MAP Reading (average NPR)	85	88	90	target is to show growth & be at/above 70 NPR
National norm referenced test - MAP Math (average NPR)	73	77	80	target is to show growth & be at/above 70 NPR
<i>Critical/creative thinking assessment - composite NPR</i>				<i>new charter goal; critical/creative thinking assessment will be given in 2nd and 7th grades</i>
Students appropriately academically challenged (based on survey responses)	88%		91%	target is to be at/above 90%
CCRPI higher than district/state	Yes		Yes	required charter goal
School Climate & Culture				
% students receiving a level 3/4 behavioral referral	4%	2%	3%	target is to be under 5%
% students who feel safe at school (based on survey responses)	92%		91%	target is to be at/above 90%
<i>% student well-being measures higher than national avg (as measured by Gallup)</i>				<i>new charter goal; Gallup Student Poll given in grades 5-8 to measure "hope" and "engagement"</i>
<i>% students absent 6 or more days</i>				<i>new charter goal; aim to be under 10%</i>
<i>3-star rating or higher on Georgia Climate Star rating</i>			Yes	<i>required charter goal</i>
<i>% students qualifying for FRL</i>			31%	<i>new charter goal; aim to be between 30-50%</i>
Stakeholder Satisfaction				
Student satisfaction (based on survey responses)	82%		81%	target is to be at/above 90% or prior year baseline (80%)
Parent satisfaction (based on survey responses)	97%		97%	target is to be at/above 90% or prior year baseline (95%)
Teacher/staff satisfaction (based on survey responses)	97%		94%	target is to be at/above 90% prior year baseline (97%)
Student re-enrollment for following school year	97%			

ANCS Performance Dashboard - 15-16 SY

High School Readiness				
% of 9th grade alumni who respond that ANCS prepared them well for HS (based on alumni survey responses)	90%			target is to be at/above 90%
% of 9th grade alumni enrolled in honors/AP/IB courses	84%			working with APS to establish better data for this metric; currently survey self-reporting
% ANCS alumni passing 9th Grade Lit/Comp EOC Milestones (as compared to district/state)			96% (63% /77%)	test typically taken in 9th grade
% ANCS alumni passing Algebra I EOC Milestones (as compared to district/state)			89% (53% /71%)	test typically taken in 9th grade
% ANCS alumni passing Biology EOC Milestones (as compared to district/state)			88% (53% /68%)	test typically taken in 9th grade
% ANCS alumni passing U.S. History EOC Milestones (as compared to district/state)			87% (64% /76%)	test typically taken in 11th grade
Leadership & Organizational Performance				
% of "surveys of instructional practice" above district and state avg			Yes	Standardized state survey given to all students in GA
Employee recruitment (% open positions filled by May 31)			99%	
Employee retention (% offered contracts who return)			94%	
Average daily employee attendance	96%	95%	95%	target is to be at/above 95%
Met all charter organizational goals	Yes			includes updating strategic plan, clean audit, & annual review of ED
Financial Management & Resource Development				
Annual campaign on track to financial goal	Yes	Yes	No	raised \$240K compared to goal of \$260K
Annual campaign family participation %				
Grant funds received	\$269,200	\$152,122	\$196,861	does not include federal Title grant dollars
Positive projected net operating income	Yes	Yes	Yes	



November 2016 Fund Development Report

**October 2016 donations received:
Year to date:**

Activities:

The FD committee had a table on both campuses at Grandparent's and Special Friends Day. We presented the ANCS video at the elementary campus and gave a brief overview of our campaign at both campuses.

We produced the 2016 Annual Campaign mailer for parents. This mailer is in the form of a greeting card and with a return pledge card and envelope (same pledge card as grandparent mailers). Parents will receive the mailer the week of Nov. 14 before Georgia Gives Day.

Outreach/Communication: We also plan to have a Gather and Grow newsletter sent to the community on Nov. 14. The ANCS courier letter will be a message from Narin and Matt about the campaign and Georgia Gives Day (Nov. 16). We plan to have facebook posts also reminding parents about Georgia Gives Day.

Fund Development Assistant Update: We revised the position announcement (more hours of support/benefits). Interviews with candidates will



begin on Nov. 18 and continue after the Thanksgiving break.

Auction Update: We are still seeking chairs for the ANCS auction.



ATLANTA NEIGHBORHOOD CHARTER SCHOOL
 Budget to Actual FY2017
 YTD October 31, 2016

Period Ended 10/31/16

	YTD FY2016 Actual	YTD FY2017 Actual	YTD Budget	YTD \$Variance	FY2017 Budget
Income					
Local/State Funding	\$2,619,248	\$2,690,798	2,602,504	88,294	8,675,014
Grants	\$50,000	\$71,099	0	71,099	0
Title 2 Funding	\$0	\$9,791	0	0	0
Contributions & Fundraising	\$31,175	\$37,057	45,000	(7,943)	225,000
Prior year Facilites Grant & Title 1 Funds Received	\$129,225	\$121,225	0	121,225	0
Program Income	\$182,827	\$232,749	198,750	33,999	477,000
Nutrition Income	\$89,808	\$91,250	83,333	7,916	250,000
Other Income	\$1,938	\$4,713	1,675	3,038	6,700
Total Income	\$ 3,104,221	\$3,258,683	\$ 2,931,263	\$ 327,420	\$ 9,633,714

Expenditures

Salaries and Benefits	\$2,382,782	\$2,506,609	2,580,412	73,803	7,741,235
Professional Development	\$38,051	\$25,046	22,333	(2,713)	67,000
Curriculum & Classroom Expenses	\$71,897	\$112,640	110,208	(2,432)	180,152
Program Expenses	\$50,546	\$57,256	44,356	(12,900)	232,500
Building & Grounds	\$173,317	\$140,787	181,678	40,891	545,033
Fixed Asset Expenditures	\$41,541	\$142,524	130,365	(12,159)	181,334
Professional Services	\$29,376	\$30,355	30,095	(260)	61,000
Gen&Admin/Insurance/Interest Expense	\$67,649	\$81,400	73,555	(7,845)	158,250
Nutrition Program Purchases	\$57,380	\$62,045	53,333	(8,712)	160,000
Equipment Rental (Copiers)	\$17,060	\$21,667	16,667	(5,000)	50,000
Fundraising Expenses	\$5,817	\$6,374	12,733	6,359	38,200
Reserves Fund	\$0	\$70,000	70,000	0	210,000
Total Expenditures	\$2,935,416	\$3,256,703	\$ 3,325,734	\$ 69,031	\$ 9,624,704
Operating Income/Loss	\$ 168,805	\$ 1,979	\$ (394,472)	\$ 396,451	\$ 9,010

* Offset is Title 2 Funds

3044178.98

Not really NOL because reserves not true expense. \$50k NOI

Total investments held by ANCS
10/31/2016

Institution	Investment	Amount
Atlantic Capital Bank	Operating accounts	867,485
		<u>867,485</u>
Edward Jones - Amex Bank	CD	225,000 2 year - matures Nov 2017
Edward Jones - Ally Bank	CD	200,000 2 year - matures Nov 2016
Self-Help Credit Union	CD	229,550 1 year - matures Oct 2016
Edward Jones Bank	Money Market	104,677 Money Market account
Self-Help Credit Union	Money Market	<u>27,525</u> Money Market account
Total invested funds (not at ACB)		786,752
Total restricted funds - reserves		<u>-440,320</u>
Total unrestricted investments		346,432
Grand total ANCS funds		\$1,654,237

ATLANTA NEIGHBORHOOD CHARTER SCHOOL
 FY 2017 - Pro Forma Monthly Cash Flow Statement
 October 31, 2016

	Allocation based on FTE Count = 665											FY17	
	Jul-16	Aug-16	Sep-16	Oct-16	Nov-16	Dec-16	Jan-17	Feb-17	Mar-17	Apr-17	May-17	Jun-17	Jul-17
Revenue													
Local/State Funding	\$3,244	\$895,203	\$895,204	\$897,147	\$895,203	\$895,203	\$895,203	\$895,203	\$895,203	\$895,203	\$895,203	\$0	\$0
Grants	\$0	\$0	\$0	\$71,099	\$71,099	\$0	\$0	\$0	\$0	\$0	\$0	\$0	\$0
Title 2 Reimbursement	\$0	\$9,791	\$0	\$0	\$0	\$0	\$0	\$0	\$0	\$0	\$0	\$0	\$0
Contributions & Fundraising	\$3,718	\$3,996	\$6,412	\$22,875	\$7,500	\$7,500	\$7,500	\$7,500	\$150,000	\$7,500	\$8,300	\$3,000	\$0
Program Income	\$74	\$76,076	\$94,284	\$63,432	\$47,000	\$50,000	\$50,000	\$50,000	\$50,000	\$50,000	\$45,000	\$0	\$0
Nutriton Program Income	\$50	\$23,306	\$35,124	\$30,770	\$25,000	\$25,000	\$25,000	\$25,000	\$25,000	\$25,000	\$20,000	\$0	\$0
Prior year Facility Grant	\$121,225	\$0	\$0	\$0	\$0	\$0	\$0	\$0	\$0	\$0	\$0	\$0	\$0
Other Income	\$506	\$201	\$920	\$3,340	\$500	\$500	\$500	\$500	\$550	\$550	\$550	\$550	\$500
Total Revenue	\$128,817	\$1,008,572	\$1,031,944	\$1,088,663	\$1,046,302	\$978,203	\$978,203	\$978,203	\$1,120,753	\$978,253	\$969,053	\$3,550	\$500
Expenditures													
Salaries and Benefits	\$602,109	\$611,390	\$642,228	\$650,882	\$600,000	\$600,000	\$600,000	\$600,000	\$600,000	\$600,000	\$600,000	\$600,000	\$600,000
Professional Development	\$10,825	\$5,978	\$1,838	\$10,034	\$8,000	\$5,500	\$5,500	\$5,500	\$5,500	\$5,500	\$5,500	\$0	\$0
Curriculum & Classroom Expenses	\$7,375	\$82,832	\$16,056	\$4,812	\$10,000	\$10,000	\$10,000	\$10,000	\$10,000	\$10,000	\$10,000	\$0	\$0
Program Expenses	\$1,908	\$8,347	\$28,289	\$21,443	\$15,000	\$24,000	\$40,000	\$25,000	\$35,000	\$26,000	\$23,000	\$0	\$0
Building & Grounds	\$32,331	\$36,132	\$38,933	\$34,359	\$45,000	\$45,000	\$45,000	\$45,000	\$45,000	\$45,000	\$45,000	\$32,500	\$30,000
Fixed Assets Expenditures	\$14,773	\$68,942	\$21,461	\$38,349	\$150,000	\$5,000	\$16,650	\$16,650	\$15,000	\$16,650	\$16,650	\$0	\$0
Professional Services	\$4,920	\$175	\$18,655	\$6,605	\$5,000	\$5,000	\$1,000	\$5,000	\$15,000	\$0	\$0	\$0	\$0
Gen&Admin/Insurance/Interest	\$19,646	\$28,909	\$21,288	\$18,055	\$12,000	\$12,000	\$13,000	\$13,000	\$13,000	\$13,000	\$13,000	\$5,000	\$5,000
Nutrition Program Expenses	\$897	\$20,899	\$19,935	\$20,476	\$15,000	\$15,000	\$15,000	\$15,000	\$20,000	\$15,000	\$15,000	\$0	\$0
Equipment Rental (Copiers)	\$7,561	\$74	\$2,495	\$5,041	\$3,000	\$0	\$5,000	\$5,000	\$5,000	\$5,000	\$5,000	\$0	\$0
Fundraising Expenses	\$106	\$0	\$2,679	\$3,695	\$500	\$500	\$500	\$5,000	\$20,000	\$10,000	\$1,000	\$0	\$0
Total Expenditures	\$702,452	\$863,679	\$813,857	\$813,750	\$863,500	\$722,000	\$751,650	\$745,150	\$783,500	\$746,150	\$734,150	\$637,500	\$635,000
Total Revenues - Total Expenditures	(\$573,635)	\$144,894	\$218,087	\$274,913	\$182,802	\$256,203	\$226,553	\$233,053	\$337,253	\$232,103	\$234,903	\$(633,950)	\$(634,500)
EOM Cash Balance	\$229,883	\$403,833	\$571,699	\$867,485	\$1,050,287	\$1,306,490	\$1,533,043	\$1,766,096	\$2,103,349	\$2,335,452	\$2,570,355	\$1,936,405	\$1,301,905
	Actual	Actual	Actual	Actual	Projected	Projected	Projected	Projected	Projected	Projected	Projected	Projected	Projected

Note: Adjusted to reflect only Bank of North Georgia operating accounts. Not including \$786k of investments



From: Ryan Camp

To: Governing Board of Directors

Cc: Kari Lovell, Matt Underwood

Re: November 2016 Business and Operations Report Summary

Date: November 14, 2016

Grants to Green – Window film application is complete. Our first payment for Grants to Green work of \$30k has been made and is reflected in the fixed asset expenditures this month.

Program Expenses – Program expenses are below budget but will increase over the next couple of months as we start making payments for grade level trips, Program Revenue is higher than expected due to better than normal collection efforts for grade level trips and Fall Festival Income. Fall Festival income goes to the PTCA however, PTCA is denoted in the books as a school program.

Reserve funds: \$35,000 was placed into our contingency accounts

Cash position

Cash and investment balance is \$1,654,237 with \$867,485 in operating cash and Money market accounts. \$440,320 is allocated as reserve funds.



ATLANTA NEIGHBORHOOD CHARTER SCHOOL

helping students learn to use their minds well

BOARD GOVERNANCE COMMITTEE

MONTHLY UPDATE

COMMITTEE MEMBERS: JOYCE GIST LEWIS, LEIGH FINLAYSON, MELISSA MCKAY-HAGAN, AND LIA SANTOS

Executive Director (“ED”) & Committee Chair Monthly Meeting Highlights

- Committee Chair, Lia Santos, and Executive Director, Matt Underwood, did not meet in person this month
- We attended the third working session for developing the ED’s success plan through The Community Foundation’s program (see next page for more details)

Board Governance Committee Monthly Meeting Highlights

- Lia Santos: As detailed in the September Board Report, a **Succession Planning Committee** was formed to proactively develop a Succession Plan for the ED. This is a formal process Matt and Mitch started using The Community Foundation's program, people, and resources.
 - The second committee meeting was held Thursday 10/20/2016 from 8:15am to 9:15am. The committee members are Joyce, Lia, Matt, Mitch, Elizabeth Hearn, Kari Lovell, and Lara Zelski.
 - Matt and Lia attended the third in-person working session at The Community Foundation on Monday 11/07/2016 from 9am to Noon.
- The monthly **Board Governance Committee** was held Thursday 11/03/2016 from 8:30am to 9:30am.
 - Leigh Finlayson: The **Board Nominations Subcommittee** is being formed and will be voted on tonight. See separate report.
 - Lia Santos: Planning for the **Mid-Year Retreat** has begun. Melissa sent out a Doodle Poll to find the best date. Please see next page for working agenda. Provide feedback to Lia, Matt, Melissa, and Mitch as we finalize the agenda.

Draft Agenda: 2016-2017 Board Mid-Year Retreat

Logistics: Date, time, and location TBD

Time	Topic	Facilitator
8:00 to 8:15	Greeting, breakfast, set-up	
8:15 to 9:00	Leadership Team Update: Provide summary of highlights from the recent Leadership Team Meeting - Status update on our strategic plan initiatives and initial FY18 budget discussion	Matt Underwood
9:00 to 10:00	<i>Board Assessment Results: Opportunity for development</i> - Finances Overview. Specific areas identified were Financial Compliance, Policies and Procedures, Annual Audit	Kari and Ryan
10:00 to 10:15	<i>Board Assessment Results: Opportunity for development</i> - Open Meeting Law	Melissa McKay-Hagan
10:15 to 11:00	<i>Board Assessment Results: Opportunity for development</i> - Fundraising Plan - Overview of short term and long-term plans - There is a detailed template sample from the Succession Planning workshop. We can review this and use it for discussion. Title is "Sample Guilt Free Board Member Expectations"	Narin and Meeghan
11:00 to 11:30	<i>Board Assessment Results: Opportunity for development</i> - Board Member Accountability - There is a detailed template sample from the Succession Planning workshop. - We can update and implement this process for recruitment going forward. For review and discussion.	Mitch White (facilitate) Lia Santos (draft document)
11:30 to Noon	Board Recruitment: Confirm what skills/knowledge we need, identify what we have now, determine gaps - Walk away with a clear focus on what we are looking for in the upcoming interviews/candidates - What are we looking for: CPA, HR, Technology, non parent, representative of gender/sexual diversity, socioeconomic diversity, middle campus representative - Who has specific candidates? Please remember that we are all responsible for recruiting candidates	Leigh Finlayson



November 14, 2016

To: The ANCS Governing Board

Re: Nominations Subcommittee Report

(To vote on, November 15, 2016):

I propose this year's Nominations Subcommittee, tasked to interview candidates and propose a slate for next years' Governing Board, consist of the following people:

- 1) Joyce Lewis
- 2) Meghan Fortson
- 3) Leigh Finlayson
- 4) Mitch White
- 5) Matt Underwood.

(FYI) We have four Board Members scheduled to roll off this year - Leigh, Lia, Narin and Melissa. We continue to seek a diverse pool of candidates, CPAs and technology specialists are desired. At the winter retreat the Board will discuss additional qualities which we seek and desire in future Board members.

We will open the application period in January. We will have a public information session in February, and conduct interviews in March. We will present the slate of candidates for a Board vote in April.

Feel free to contact me if you have any questions or thoughts.

-Leigh Finlayson
Nominations Subcommittee, Chair



ANCS Public Affairs Subcommittee Report

From: Eric Teusink
To: ANCS Board of Directors
Date: November 15, 2016

Atlanta Board of Education

- 1. 2017 Election.** School Board President Courtney English running for City Council. Matt Westmoreland running for Atlanta City Council District 2. Matt and Courtney are friends to innovation in education, they will be missed, and we need to be mindful of this when this race begins to take shape.

Georgia General Assembly

- 1. Governor's Education Reform Bill - What is its future?**
 - a. Changes to QBE
 - b. Competitive Facilities Grants for Charter Schools
 - c. Changes in Teacher Compensation Models

Other

- 1. Opportunity School District.** Failed. Impact upon No. 2 above is unknown.
- 2. Atlanta Charter Schools Working Group.** Next meeting scheduled soon.
- 3. Rebecca Kaye.** Leaving APS.