

Atlanta Neighborhood Charter School

Board Meeting

Date and Time

Tuesday January 19, 2016 at 6:30 PM

Location

ANCS Middle Campus - 820 Essie Avenue 30316

Notice of this meeting was made on the ANCS website in accordance with O.C.G.A. § 50-14-1.

Agenda

	Purpose	Presenter	Duration
I. Opening Items			
A. Record Attendance and Guests		Mitch White	2
B. Call the Meeting to Order		Mitch White	1
C. Approve Minutes	Approve Minutes	Melissa McKay-Hagan	2
D. PTCA report		Joy Prince	5
Standing monthly report from the ANCS Parent-Teacher-Community Association			
E. Principals' open forum		Cathey Goodgame & Lara Zelski	5
Standing monthly opportunity for ANCS principals to share highlights from each campus.			
II. New Business			
A. Addition of 1 FTE teacher position for remainder of 2015-16 SY	Vote	Matt Underwood	5
III. Executive Director's Report			
A. CREATE Teacher Residency Program year 1 update	FYI	Elizabeth Hearn	13
Update on the first year of implementing the CREATE teacher residency program			
B. January Personnel Report	FYI	Matt Underwood	2
IV. Business & Operations			
A. Monthly financial statements	FYI	Kari Lovell	13
Key points from ANCS monthly financial statements			
V. Educational Excellence			
A. Spring 2015 Milestones data - deeper dive	Discuss	Matt Underwood	13
Summary of more comprehensive analysis of ANCS's spring 2015 Milestones data			
B. 2015 Georgia legislative session update	Discuss	Eric Teusink	13
Brief update on upcoming legislative session and what role ANCS may play			
VI. Fund Development			

- | | | | | |
|-----------|--|-----|-----------------|---|
| A. | Monthly fund development report | FYI | Narin
Hassan | 7 |
| | Summary of major fundraising activities | | | |
| B. | Fund development software update | FYI | Narin
Hassan | 7 |
| | Update on evaluation of fund development software options to support school's major fundraising activities | | | |

VII. Board Governance

- | | | | | |
|-----------|--|---------|------------|----|
| A. | Midyear retreat agenda | Discuss | Lia Santos | 10 |
| | Review of proposed agenda for midyear board retreat and generating questions about use of Board on Track for support | | | |

VIII. Executive Session

- | | | | | |
|-----------|---|------|----------------|----|
| A. | Executive session | Vote | Mitch
White | 15 |
| | The board may enter into executive session to discuss matters related to personnel, real estate, student discipline, and/or litigation in accordance with O.C.G.A. § 50-14-1. | | | |

IX. Closing Items

- | | | | | |
|-----------|--|---------|----------------|---|
| A. | Brief meeting reflection | Discuss | Mitch
White | 5 |
| | ANCS board reflection on governance practices from board meeting | | | |
| B. | Adjourn Meeting | Vote | Mitch
White | 1 |

Agenda Cover Sheets

Section: **I. Opening Items**

Item: D. PTCA report

Purpose: FYI

Goal:

Submitted by: Joy Prince

Related Material: jan2016JGP.pdf

Section: **II. New Business**

Item: A. Addition of 1 FTE teacher position for remainder of 2015-16

SY

Purpose: Vote

Goal:

Submitted by:

Related Material: SpecialeducationFTEincreaseMC.pdf

Section: **III. Executive Director's Report**

Item: A. CREATE Teacher Residency Program year 1 update

Purpose: FYI

Goal:

Submitted by: Elizabeth Hearn

Related Material: CREATE_ANCS_Board Meeting_1 year update.pdf

Section: **III. Executive Director's Report**

Item: B. January Personnel Report

Purpose: FYI

Goal:

Submitted by: Matt Underwood

Related Material: ANCSpersonnelreport_January2016.pdf

Section: **IV. Business & Operations**

Item: A. Monthly financial statements

Purpose: FYI

Goal:

Submitted by:

Related Material: 12_31_15 Cash Flow.pdf
January 2016 Board Memo.pdf
Cash Balances.pdf
12_31_15 Finance committe report .pdf

Section: **V. Educational Excellence**
Item: A. Spring 2015 Milestones data - deeper dive
Purpose: Discuss
Goal:
Submitted by: Matt Underwood
Related Material: 2015 Milestones_ANCS_deeper dive.ppt.pdf

Section: **V. Educational Excellence**
Item: B. 2015 Georgia legislative session update
Purpose: Discuss
Goal:
Submitted by: Eric Teusink
Related Material: 2016.1.19 - Public Affairs Subcommittee Report.pdf

Section: **VI. Fund Development**
Item: A. Monthly fund development report
Purpose: FYI
Goal:
Submitted by: Narin Hassan
Related Material: Jan 2016 Development Report.xlsx
January 2016 FD Report .pdf

Section: **VII. Board Governance**
Item: A. Midyear retreat agenda
Purpose: Discuss
Goal:
Submitted by: Lia Santos
Related Material: 2016.01.16.Monthly Report.pdf

BACKGROUND:
Board Governance Monthly Report including Proposed Agenda for Midyear Retreat

ANCS PTCA Report January 2016

Overview

Teacher Appreciation

Volunteers provide snacks for faculty meetings

Monthly appreciation

Mini Grants

Round two: applications due January 22

Membership

165 members

Goal: Increase efforts to increase communication with members

Budget and Fundraising

Balance: \$26,611. 90

B&N Shopping Day:

2015 TOTAL: \$3,502.08

2014 TOTAL: \$2,417.72

2013 TOTAL: \$2,991.76

PTCA General Meeting

January: mindfulness

Upcoming PTCA Events

PTCA General Meeting
January 26

Dine Out
January 19; Bar Taco

Bingo Night
February 5



Proposed addition of one full-time special education teacher at the middle campus for remainder of 2015-16 school year

Submitted by Matt Underwood

The number of students qualifying for special education services in grades 6-8 over 50% in the past year as the three-count FTE summary below shows. In order to remain in compliance with state class size requirements for special education services, the addition of one full-time special education teacher at the middle campus for the remainder of the 2015-16 school year is necessary. The increase in student FTEs has a corresponding increase in our funding allocation which will offset some of the costs of adding this position.

Atlanta Charter Middle			
M-T, FY 2016	(A)	(B)	(C)
Projection	Oct/15	Mar/15	Oct/14
Kg			
Kg EI			
Gr 1-3			
Gr 1-3 EI			
Gr 4-5			
Gr 4-5 EI			
Gr 6-8			
Middle School	202	205	214
Gr 9-12			
Voc Lab			
Level 1	13	10	7
Level 2			
Level 3	12	9	9
Level 4	2	1	1
Level 5			
Gifted			
Remedial	7	4	4
Alt Edu			0
ESOL			
Total	236	229	235





Collaboration and Reflection



Enhancing Atlanta Teacher Effectiveness

**Investing in Innovation (I3)
(Federal Department of Education)**

5 years

\$3 million

CREATE



Beyond finances...

**what's the impact of high teacher attrition
on the quality of education??**

- **A third year teacher is significantly more effective than a first year teacher**
- **There is a greater proportion of first year teachers in classrooms now than ever before**

Having no program in place has a cost –

\$18,000 per teacher

Having a program in place has a cost –

and benefits

Having no program in place has a cost –

\$18,000 per teacher

Having a program in place has a cost –

and benefits
























increasing teacher retention


improving teacher effectiveness

CREATE supports for residents, veteran educators and schools

FEATURES	Year 1 <i>pre-service</i>	Year 2 <i>in-service</i>	Year 3 <i>in-service</i>
<p>PROGRESSIVE CORE CLASSROOM ROLES</p> <p><i>Purpose: to increase responsibilities and independence as teaching abilities improve.</i></p>	<p>Student Teacher Role (some residents paired)</p>	<p>Co-Teacher Role (paired with other Y2 resident)</p>	<p>Lead Teacher Role</p>
<p>ADDITIONAL SUPPORTS FOR EACH RESIDENT</p> <p><i>Purpose: to provide additional support mechanisms and incentivize participation.</i></p>	<p>Support of Cooperating Teacher</p> <p>Support of Mentor</p> <p>Support of on-site Program Director</p> <p>Stipend</p>	<p>Support of co-teacher (other Y2 resident)</p> <p>Support of Mentor</p> <p>Support of in-site Director</p> <p>Paid summer internship</p> <p>Competitive teacher wage</p>	<p>Support of Mentor</p> <p>Support of on-site Director</p> <p>Teacher salary plus stipend</p>
<p>LEARNING OPPORTUNITIES FOR RESIDENTS (AND ALL EDUCATORS) IN THE SCHOOL</p> <p><i>Purpose: to build a community foundation of collaboration & reflection</i></p>	<p>Critical Friendship Participation</p> <p>Mindfulness Training</p>	<p>Critical Friendship Participation</p> <p>Mindfulness Training</p>	<p>Critical Friendship Participation</p> <p>Mindfulness Training</p>


CREATE matrix of (hypothetical) resident placements. Actual placements to be determined by matching available positions and principal hiring preferences with individual residents' strengths and interests.

ANCS				
WIA				
FATE (Toomer)				
Burgess Peterson				
King				
Drew				

 Y1 resident pair

 Y2 resident pair

 Y3 resident

 CREATE graduate

**Atlanta Neighborhood Charter School
Personnel Report - January 2016**

NEW HIRES

<i>Name</i>	<i>Postion</i>	<i>Education</i>	<i>Years of Experience</i>	<i>Date Effective</i>	<i>Notes</i>
Emily Gordon Stapp	Special Education Teacher	Master's, Pace University	11 years	1/20/16	To fill newly added special education position at middle campus

ATLANTA NEIGHBORHOOD CHARTER SCHOOL
 Budget to Actual FY2016
 YTD December 31, 2015

Period Ended 12/31/2015

	YTD FY2015 Actual	YTD FY2016 Actual	YTD Budget	YTD \$Variance	FY2016 Budget
Income					
Local/State Funding	\$3,411,880	\$4,261,214	4,094,154	167,060	8,188,308
Grants	\$522,429	\$70,000	0	70,000	240,000
Contributions & Fundraising	\$53,115	\$73,463	130,000	(56,537)	260,000
Prior year Facilites Grant & Title 1 Funds Receive	\$0	\$129,225	0	129,225	0
Program Income	\$250,224	\$263,474	238,500	24,974	477,000
Nutrition Income	\$117,736	\$144,746	125,000	19,746	250,000
i3 CREATE Income	\$0	\$133,885	55,000	78,885	110,000
Other Income	\$14,928	\$2,895	4,350	(1,455)	8,700
Total Income	\$ 4,370,312	\$ 5,078,902	\$ 4,647,004	\$ 431,898	\$ 9,534,008

\$ 4,945,017

Expenditures

Salaries and Benefits	\$3,385,736	\$3,638,382	3,651,778	13,396	7,303,555
Prior Year - Final NTRP expense	\$0	\$31,433	0	(31,433)	0
Professional Development	\$111,602	\$74,352	35,700	(38,652)	59,500
Curriculum & Classroom Expenses	\$91,402	\$94,053	83,400	(10,653)	139,000
Program Expenses	\$68,011	\$90,288	138,250	47,962	276,500
Building & Grounds	\$279,906	\$256,532	325,517	68,984	651,033
Fixed Asset Expenditures	\$546,194	\$47,121	93,800	46,679	156,334
Professional Services	\$28,230	\$42,558	42,750	192	57,000
Gen&Admin/Insurance/Interest Expense	\$129,984	\$93,752	90,784	(2,968)	181,568
Nutrition Program Purchases	\$76,191	\$86,827	80,000	(6,827)	160,000
Equipment Rental (Copiers)	\$30,158	\$24,001	30,000	5,999	60,000
Furniture & Equipment (Non-Capitalized)	\$12,510	\$535	500	(35)	6,000
Fundraising Expenses	\$9,151	\$11,447	10,800	(647)	43,200
Contingency Funds	\$0	\$0	0	0	387,820
i3 CREATE Grant Expenses	\$0	\$203,331	0	(203,331)	0
Total Expenditures	\$4,769,075	\$4,694,612	\$ 4,583,278	\$ (111,334)	\$ 9,481,510
Operating Income/Loss	\$ (398,763)	\$ 384,290	\$ 63,726	\$ 320,564	\$ 52,498

* Offset is Title 2 Funds

* Flooring work won't begin until May

* There will be a lot of bills coming through in January for MC renovations over the break, approx \$30,000

\$4,444,160

ATLANTA NEIGHBORHOOD CHARTER SCHOOL
 FY 2016 - Pro Forma Monthly Cash Flow Statement
 December 31, 2015

Allocation based on FTE Count = 669													
	Jul-15	Aug-15	Sep-15	Oct-15	Nov-15	Dec-15	Jan-16	Feb-16	Mar-16	Apr-16	May-16	Jun-16	Jul-16
Revenue													
Local/State Funding	\$155,967	\$823,259	\$820,011	\$820,012	\$820,011	\$821,955	\$850,720	\$800,654	\$800,654	\$800,654	\$800,654	\$0	\$0
Grants	\$0	\$0	\$0	\$0	\$0	\$20,000	\$0	\$20,000	\$0	\$0	\$0	\$200,000	\$0
Contributions & Fundraising	\$3,593	\$3,690	\$2,737	\$21,156	\$28,517	\$14,261	\$15,000	\$15,000	\$122,000	\$14,500	\$14,550	\$5,000	\$0
Program Income	\$2,158	\$43,765	\$53,877	\$84,027	\$48,425	\$37,009	\$40,000	\$37,000	\$47,000	\$47,000	\$36,740	\$0	\$0
Nutriton Program Income	\$546	\$18,808	\$38,643	\$31,810	\$25,141	\$26,797	\$22,000	\$22,000	\$22,000	\$22,000	\$21,000	\$0	\$0
Prior Year Title 1 & Facilities Grant	\$75,586	\$41,081	\$0	\$12,559	\$0	\$0	\$0	\$0	\$0	\$0	\$0	\$0	\$0
Other Income	\$523	\$7	\$251	\$1,158	\$171	\$786	\$825	\$825	\$825	\$825	\$825	\$825	\$855
i3 CREATE Grant Income	\$37,868	\$7,517	\$88,500	\$50,000			\$25,000						
Total Revenue	\$276,241	\$938,126	\$1,004,020	\$1,020,721	\$922,265	\$920,808	\$953,545	\$895,479	\$992,479	\$884,979	\$873,769	\$205,825	\$855
Expenditures													
Salaries and Benefits	\$552,057	\$594,363	\$594,278	\$642,084	\$616,167	\$640,233	\$615,000	\$615,000	\$615,000	\$615,000	\$615,000	\$600,000	\$600,000
Professional Development	\$17,323	\$37,082	\$1,036	\$14,042	\$20,203	\$16,098	\$3,000	\$3,000	\$3,000	\$1,500	\$1,500	\$0	\$0
Curriculum & Classroom Expenses	\$5,483	\$43,960	\$14,341	\$7,917	\$6,655	\$15,501	\$9,500	\$9,500	\$9,500	\$9,500	\$7,200	\$0	\$0
Program Expenses	\$3,994	\$8,578	\$10,322	\$27,217	\$15,413	\$24,329	\$23,250	\$23,250	\$23,250	\$23,250	\$23,250	\$0	\$0
Building & Grounds	\$42,195	\$42,663	\$37,587	\$50,771	\$42,596	\$39,819	\$66,000	\$55,000	\$55,000	\$55,000	\$55,000	\$55,000	\$55,000
Fixed Assets Expenditures	\$3,933	(\$2,079)	\$30,896	\$3,379	\$5,170	\$535	\$10,000	\$10,000	\$10,000	\$10,000	\$10,000	\$65,000	\$0
Professional Services	\$4,355	\$3,610	\$15,970	\$5,441	\$13,183	\$0	\$6,500	\$2,000	\$2,000	\$2,000	\$2,000	\$0	\$0
Gen&Admin/Insurance/Interest	\$23,014	\$15,776	\$12,466	\$15,573	\$13,474	\$12,629	\$15,000	\$15,000	\$15,000	\$15,000	\$13,000	\$8,000	\$7,500
Nutrition Program Expenses	\$352	\$15,547	\$19,741	\$21,684	\$14,290	\$15,156	\$13,000	\$13,000	\$13,000	\$13,000	\$13,000	\$0	\$0
Equipment Rental (Copiers)	\$2,580	\$3,964	\$7,436	\$3,080	\$6,941	\$0	\$4,000	\$4,000	\$4,000	\$4,000	\$4,000	\$4,000	\$4,000
Furniture & Equip (Non Capitalized)	\$0	\$0	\$0	\$0	\$535	\$0	\$500	\$1,000	\$500	\$500	\$500	\$0	\$0
Fundraising Expenses	\$150	\$785	\$5,244	\$1,330	\$3,054	\$2,576	\$1,300	\$1,300	\$30,000	\$1,300	\$1,100	\$0	\$0
i3 CREATE Expenses	\$13,436	\$25,014	\$84,850	\$9,443	\$28,920	\$41,668	\$0	\$0	\$0	\$0	\$0	\$0	\$0
Total Expenditures	\$668,872	\$789,264	\$834,166	\$801,961	\$786,600	\$808,545	\$767,050	\$752,050	\$780,250	\$750,050	\$745,550	\$732,000	\$666,500
Total Revenues - Total Expenditures	(\$392,631)	\$148,862	\$169,853	\$218,760	\$135,665	\$112,263	\$186,495	\$143,429	\$212,229	\$134,929	\$128,219	\$(526,175)	\$(665,645)
EOM Cash Balance	\$199,945	\$335,803	\$499,476	\$516,183	\$421,138	\$530,628	\$717,123	\$860,552	\$1,072,781	\$1,207,710	\$1,335,929	\$809,754	\$144,109
	Actual	Actual	Actual	Actual	Actual	Actual	Projected	Projected	Projected	Projected	Projected	Projected	Projected

This line will wash with expenditures

\$278,114

Note: Adjusted to reflect only Bank of North Georgia operating accounts. Not including \$902k of investments

Total investments held by ANCS**12/31/2015**

<u>Institution</u>	<u>Investment</u>	<u>Amount</u>
Bank of North Georgia	Money Market	387,647.11
Bank of North Georgia	Operating accounts	<u>142,981.26</u>
		530,628.37
Edward Jones - BMW Bank	CD	230,875.74 2 year - matures Nov 2017
Edward Jones - Ally Bank	CD	200,000.00 2 year - matures Nov 2016
Self-Help Credit Union	CD	228,939.82 1 year - matures Oct 2016
Edward Jones Bank	Money Market	225,000.00 Money Market account
Self-Help Credit Union	Money Market	<u>17,744.27</u> Money Market account
Total invested funds (not at BoNG)		902,559.83
Grand total ANCS funds		1,433,188.20



From: Ryan Camp

To: Governing Board of Directors

Cc: Kari Lovell, Matt Underwood

Re: January 2016 Business and Operations Report Summary

Date: January 15, 2016

The finance committee report this month reflects adjusted budget amounts that were agreed upon at the December board meeting. As expected most of the variances from previous months have been corrected with the budget adjustments. The budget variances that exist are explained below.

Professional Development: Title 2 funding was received this year which has allowed us to send several teachers to conferences that were not in the budget. Teachers were able to attend the School Reform conference in Miami and a Learning and the Brain conference in Boston. The expenses of these trips will be covered by Title 2 funding and Create funds.

Building and Grounds: This item is under budget as a large portion of this line item is for flooring repair at the middle campus. That work will not begin until May.

Fixed Asset expenditures: There will be approximately \$30k in bills coming through next month as expenses related to middle campus work that was completed over the winter break. We completed painting in the kitchen and upstairs walls doors and trim. The bathrooms were also renovated with the upgraded flooring, new fixtures and stalls.

Contingency funds: Contingency funds will begin being funded in January. In order to fully fund each of the contingency funds the budgeted amounts will be funded in 6 payments over the next 6 months.

Cash position

Cash balance is at \$1,433,188. As additional funds are added to the contingency funds they will be held in the Self Help Credit union account.



ATLANTA NEIGHBORHOOD
CHARTER SCHOOL

helping students learn to use their minds well

2015 GEORGIA MILESTONES – STUDENT LEVEL DATA & ANALYSIS

PREPARED BY MATT UNDERWOOD, EXECUTIVE DIRECTOR

Georgia Milestones - *Background*

- Georgia one of many states to receive federal Race to the Top (RttT) funding
- As one condition of RttT, states had to develop tests tied to “college and career learning standards”, a.k.a. Common Core
- Georgia chose not to participate in national consortium with common test and instead developed its own tests—the Milestones—which replace CRCT and high school tests
- All students in grades 3-12 took Milestones for first time in spring 2015
- Milestones data factors into schools’ CCRPI scores; beginning this year, per state law, scores used for student promotion in grades 3, 5, & 8 and as factor in teacher and school leader evaluations

Georgia Milestones – 2015 Results

- Spring 2015 administration took place in April
- State released state-level scores in late September
- School-level scores publicly released week of November 16
- All scores and additional background information on Milestones available on [GaDOE](#) All scores and additional background information on Milestones available on GaDOE [website](#)

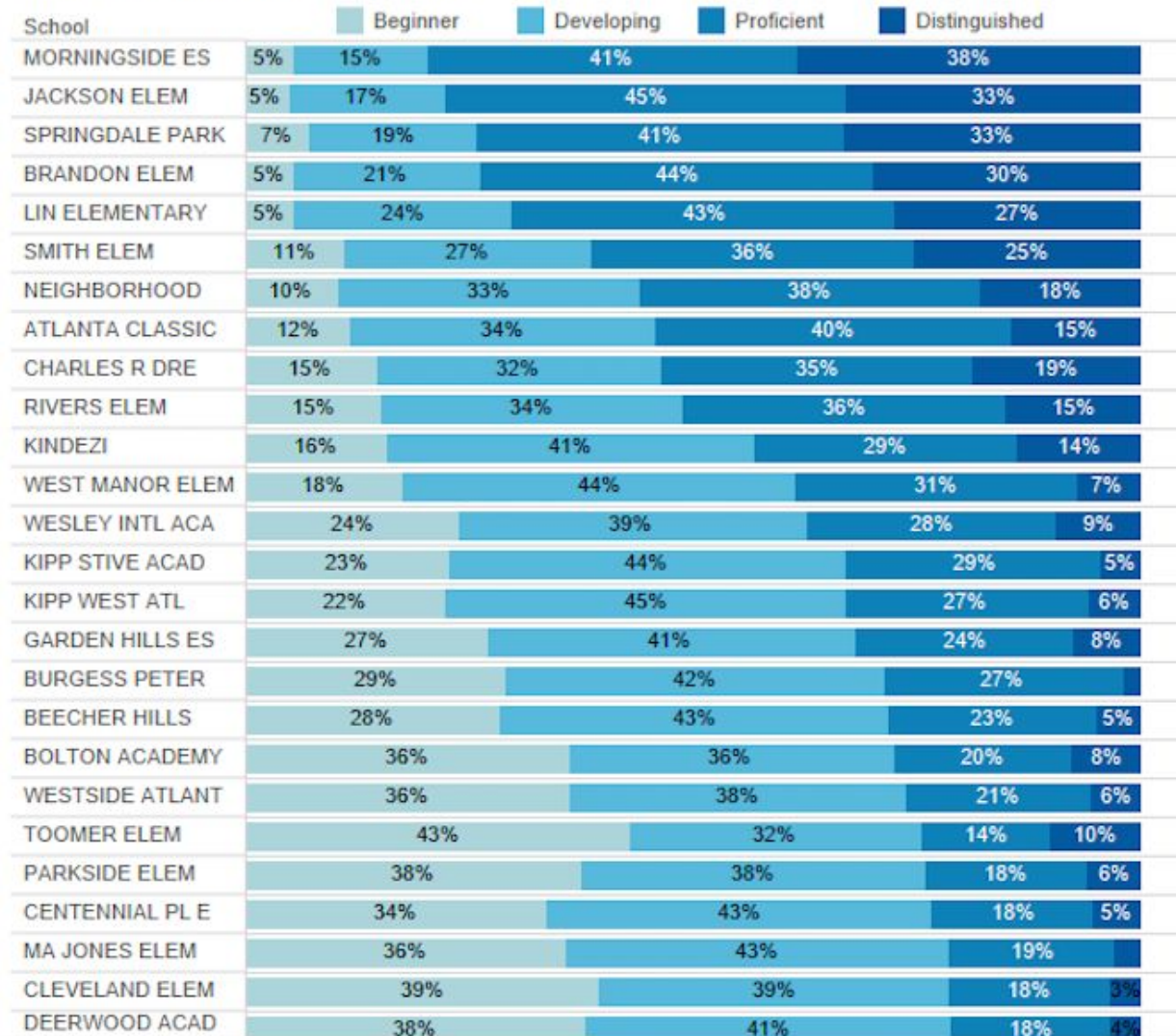
Georgia Milestones – *School Level Results*

Students at ANCS...

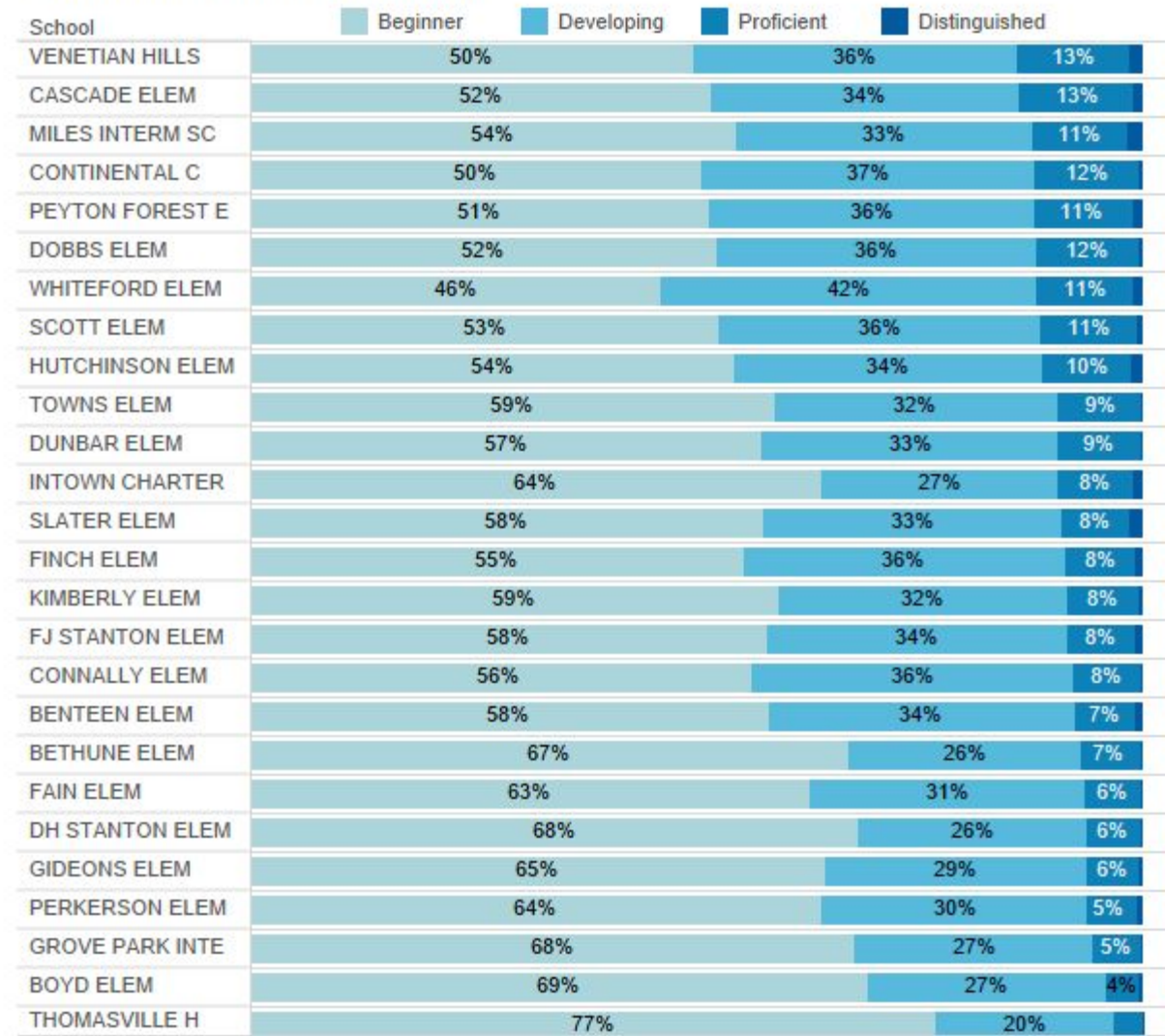
- **Exceeded state averages** for students above “Beginning” level in all areas at all grade levels (statistically equal to state average for 6th & 7th grade social studies tests)
- Compared to state had **greater percentage of students at the highest performance level**—“Distinguished”—on ELA and Math on 16 out of 18 tests
- Were **better prepared for the demands of the new standards and assessment** when you consider:
 - The average percentage of students at “Distinguished” level: ANCS 15%, GA 9%
 - The average increase in the percentage of students *not passing* more rigorous 2015 Milestones as compared to 2014 CRCT in ELA and Math:
 - Grades 3-5: Avg increase ELA: ANCS 6%, GA 21%; Avg increase Math: ANCS 6%, GA 7%
 - Grades 6-8: Avg increase ELA: ANCS 11%, GA 22%; Avg increase Math: ANCS 8%, GA 10%

School Achievement Comparison - Grades 3-5

Georgia Milestones 2015 End of Grade Results School Achievement Comparison

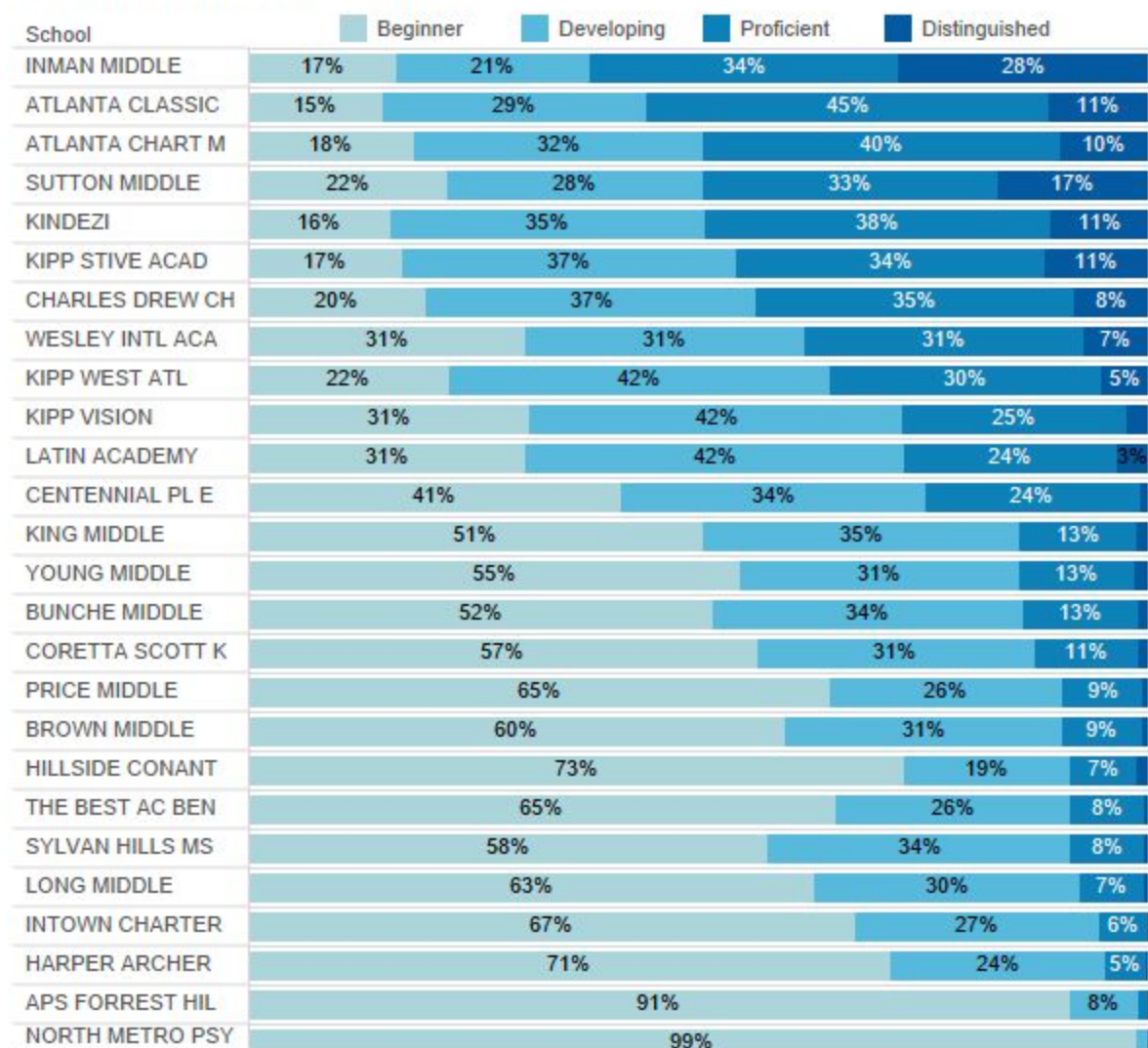


Georgia Milestones 2015 End of Grade Results School Achievement Comparison



School Achievement Comparison - Grades 6-8

Georgia Milestones 2015 End of Grade Results School Achievement Comparison



State Percentile Comparisons - Grades 3-5

ANCS - Elementary

2015 Milestones State Percentile by Grade and Subject

Subject	3	4	5
ELA	87	95	94
Math	72	86	84
Science	90	72	86
Social Studies	93	95	95

State Percentile over Time

Subject	3			4			5		
	2013	2014	2015	2013	2014	2015	2013	2014	2015
ELA	89	77	87	92	95	95	83	91	94
Math	80	47	72	84	88	86	87	79	84
Science	93	83	90	86	87	72	80	85	86
Social Studies	77	78	93	92	99	95	84	94	95

Parkside

2015 Milestones State Percentile by Grade and Subject

Subject	3	4	5
ELA	36	18	51
Math	51	35	36
Science	32	14	21
Social Studies	42	20	51

State Percentile over Time

Subject	3			4			5		
	2013	2014	2015	2013	2014	2015	2013	2014	2015
ELA	26	9	36	23	37	18	46	38	51
Math	11	7	51	19	43	35	36	47	36
Science	25	7	32	21	23	14	31	23	21
Social Studies	21	9	42	19	27	20	48	38	51

State Percentile Comparisons - Grades 3-5

ANCS - Elementary

2015 Milestones State Percentile by Grade and Subject

Subject	3	4	5
ELA	87	95	94
Math	72	86	84
Science	90	72	86
Social Studies	93	95	95

State Percentile over Time

Subject	3			4			5		
	2013	2014	2015	2013	2014	2015	2013	2014	2015
ELA	89	77	87	92	95	95	83	91	94
Math	80	47	72	84	88	86	87	79	84
Science	93	83	90	86	87	72	80	85	86
Social Studies	77	78	93	92	99	95	84	94	95

Wesley International Academy

2015 Milestones State Percentile by Grade and Subject

Subject	3	4	5	6	7	8
ELA	85	75	75	80	86	26
Math	60	54	46	58	70	32
Science	62	47	49	39	70	18
Social Studies	69	45	72	47	66	32

State Percentile over Time

Subject	3			4			5			6	7		8					
	2013	2014	2015	2013	2014	2015	2013	2014	2015	2013	2014	2015	2013	2014	2015			
ELA	60	76	85	76	68	75	62	72	75	28	86	80	68	33	86	55	70	26
Math	50	48	60	51	57	54	58	54	46	35	87	58	55	29	70	72	52	32
Science	68	67	62	55	46	47	54	64	49	8	43	39	26	15	70	30	29	18
Social Studies	63	64	69	67	61	45	71	78	72	11	52	47	25	32	66	17	35	32

State Percentile Comparisons - Grades 3-5

ANCS - Elementary

2015 Milestones State Percentile by Grade and Subject

Subject	3	4	5
ELA	87	95	94
Math	72	86	84
Science	90	72	86
Social Studies	93	95	95

State Percentile over Time

Subject	3			4			5		
	2013	2014	2015	2013	2014	2015	2013	2014	2015
ELA	89	77	87	92	95	95	83	91	94
Math	80	47	72	84	88	86	87	79	84
Science	93	83	90	86	87	72	80	85	86
Social Studies	77	78	93	92	99	95	84	94	95

Drew Charter - Elementary

2015 Milestones State Percentile by Grade and Subject

Subject	3	4	5
ELA	92	85	84
Math	90	53	71
Science	91	77	78
Social Studies	94	89	98

State Percentile over Time

Subject	3			4			5			6			7			8		
	2013	2014	2015	2013	2014	2015	2013	2014	2015	2013	2014	2015	2013	2014	2015	2013	2014	2015
ELA	86	80	92	88	82	85	77	68	84	87	70	90	91	86	79			
Math	87	80	90	89	85	53	77	57	71	81	63	85	77	86	83			
Science	82	71	91	88	90	77	90	75	78	82	55	76	83	86	83			
Social Studies	89	82	94	95	96	89	98	99	98	96	79	94	86	81	72			

State Percentile Comparisons - Grades 3-5

ANCS - Elementary

2015 Milestones State Percentile by Grade and Subject

Subject	3	4	5
ELA	87	95	94
Math	72	86	84
Science	90	72	86
Social Studies	93	95	95

State Percentile over Time

Subject	3			4			5		
	2013	2014	2015	2013	2014	2015	2013	2014	2015
ELA	89	77	87	92	95	95	83	91	94
Math	80	47	72	84	88	86	87	79	84
Science	93	83	90	86	87	72	80	85	86
Social Studies	77	78	93	92	99	95	84	94	95

Mary Lin

2015 Milestones State Percentile by Grade and Subject

Subject	3	4	5
ELA	98	98	97
Math	95	99	98
Science	97	96	94
Social Studies	91	97	89

State Percentile over Time

Subject	3			4			5		
	2013	2014	2015	2013	2014	2015	2013	2014	2015
ELA	94	90	98	93	97	98	88	89	97
Math	93	82	95	79	98	99	41	73	98
Science	99	97	97	93	98	96	84	75	94
Social Studies	96	96	91	86	97	97	90	88	89

State Percentile Comparisons - Grades 6-8

ANCS - Middle

2015 Milestones State Percentile by Grade and Subject

Subject	6	7	8
ELA	92	91	93
Math	49	85	81
Science	59	80	68
Social Studies	28	48	52

State Percentile over Time

Subject	6			7			8		
	2013	2014	2015	2013	2014	2015	2013	2014	2015
ELA	87	77	92	64	89	91	60	72	93
Math	77	47	49	60	86	85	42	52	81
Science	68	61	59	52	69	80	36	30	68
Social Studies	21	30	28	12	21	48	28	25	52

King Middle

2015 Milestones State Percentile by Grade and Subject

Subject	6	7	8
ELA	11	17	17
Math	18	17	22
Science	9	18	12
Social Studies	12	20	13

State Percentile over Time

Subject	6			7			8		
	2013	2014	2015	2013	2014	2015	2013	2014	2015
ELA	13	15	11	15	12	17	17	13	17
Math	17	23	18	8	12	17	17	19	22
Science	11	15	9	6	7	18	11	15	12
Social Studies	4	13	12	14	25	20	32	8	13

State Percentile Comparisons - Grades 6-8

ANCS - Middle

2015 Milestones State Percentile by Grade and Subject

Subject	6	7	8
ELA	92	91	93
Math	49	85	81
Science	59	80	68
Social Studies	28	48	52

State Percentile over Time

Subject	6			7			8		
	2013	2014	2015	2013	2014	2015	2013	2014	2015
ELA	87	77	92	64	89	91	60	72	93
Math	77	47	49	60	86	85	42	52	81
Science	68	61	59	52	69	80	36	30	68
Social Studies	21	30	28	12	21	48	28	25	52

Wesley International Academy

2015 Milestones State Percentile by Grade and Subject

Subject	3	4	5	6	7	8
ELA	85	75	75	80	86	26
Math	60	54	46	58	70	32
Science	62	47	49	39	70	18
Social Studies	69	45	72	47	66	32

State Percentile over Time

Subject	3			4			5			6			7			8		
	2013	2014	2015	2013	2014	2015	2013	2014	2015	2013	2014	2015	2013	2014	2015	2013	2014	2015
ELA	60	76	85	76	68	75	62	72	75	28	86	80	68	33	86	55	70	26
Math	50	48	60	51	57	54	58	54	46	35	87	58	55	29	70	72	52	32
Science	68	67	62	55	46	47	54	64	49	8	43	39	26	15	70	30	29	18
Social Studies	63	64	69	67	61	45	71	78	72	11	52	47	25	32	66	17	35	32

State Percentile Comparisons - Grades 6-8

ANCS - Middle

2015 Milestones State Percentile by Grade and Subject

Subject	6	7	8
ELA	92	91	93
Math	49	85	81
Science	59	80	68
Social Studies	28	48	52

State Percentile over Time

Subject	6			7			8		
	2013	2014	2015	2013	2014	2015	2013	2014	2015
ELA	87	77	92	64	89	91	60	72	93
Math	77	47	49	60	86	85	42	52	81
Science	68	61	59	52	69	80	36	30	68
Social Studies	21	30	28	12	21	48	28	25	52

Drew Charter - Middle

2015 Milestones State Percentile by Grade and Subject

Subject	6	7	8
ELA	74	85	85
Math	43	78	75
Science	67	76	81
Social Studies	82	84	75

State Percentile over Time

Subject	6	7	8
ELA	74	85	85
Math	43	78	75
Science	67	76	81
Social Studies	82	84	75

State Percentile Comparisons - Grades 6-8

ANCS - Middle

2015 Milestones State Percentile by Grade and Subject

Subject	6	7	8
ELA	92	91	93
Math	49	85	81
Science	59	80	68
Social Studies	28	48	52

State Percentile over Time

Subject	6			7			8		
	2013	2014	2015	2013	2014	2015	2013	2014	2015
ELA	87	77	92	64	89	91	60	72	93
Math	77	47	49	60	86	85	42	52	81
Science	68	61	59	52	69	80	36	30	68
Social Studies	21	30	28	12	21	48	28	25	52

Inman Middle

2015 Milestones State Percentile by Grade and Subject

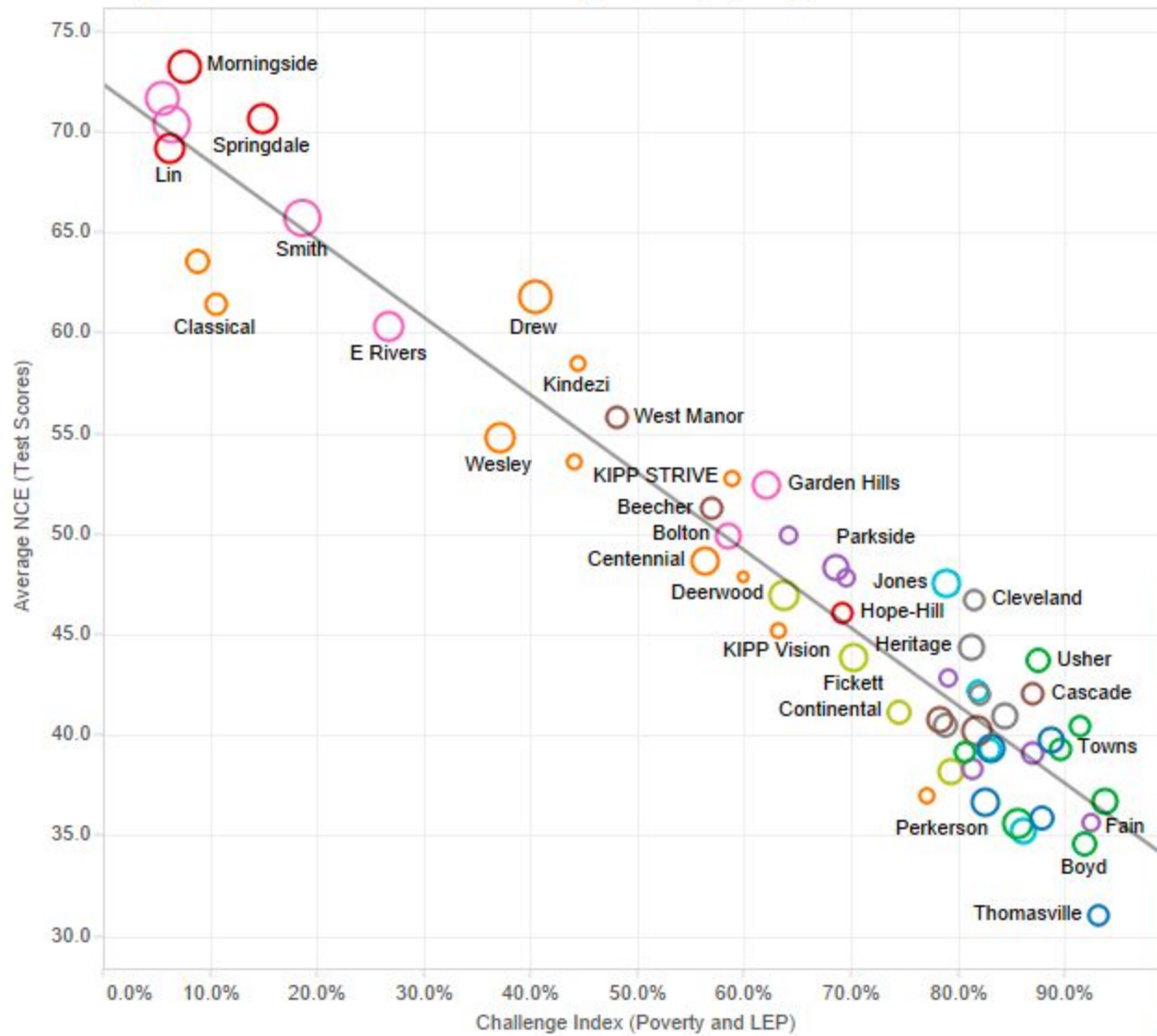
Subject	6	7	8
ELA	96	92	95
Math	97	95	96
Science	89	95	97
Social Studies	97	87	96

State Percentile over Time

Subject	6			7			8		
	2013	2014	2015	2013	2014	2015	2013	2014	2015
ELA	93	91	96	93	93	92	95	90	95
Math	95	91	97	92	94	95	87	92	96
Science	88	84	89	94	91	95	93	89	97
Social Studies	96	91	97	86	80	87	95	92	96

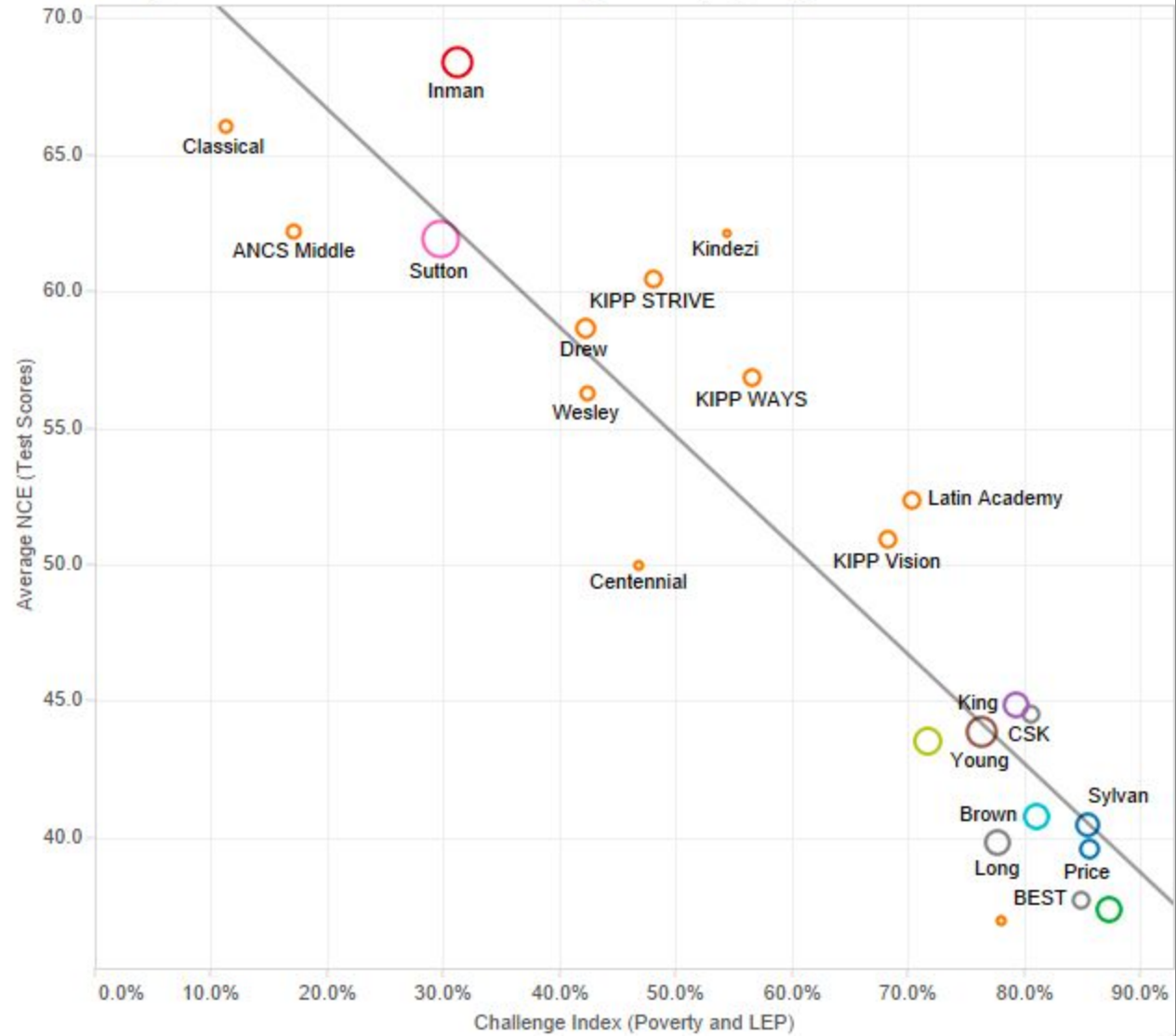
Milestones vs. Challenge Index - Grades 3-5

APS Average Milestones Scores vs Challenge Index, Spring 2015



Milestones vs. Challenge Index - Grades 6-8

APS Average Milestones Scores vs Challenge Index, Spring 2015



Other Student Level Data Trends

Students with IEPs or 504 plans

- In math and ELA at several grade levels, percentage of students with IEPs or 504 plans passing Milestones approximately the same as grade level as a whole
- Percentage of ANCS students with IEPs or 504 plans passing Milestones test 29% higher on average than average percentage of students with IEPs or 504 plans statewide

Students at ANCS for multiple years

- Students enrolled at ANCS for 2 or more years had higher passing rates on all tests than students new to the school (except for 7th grade math) and on average

Takeaways from School & Student Level Milestones Data

- Jumps in ANCS state percentile rank when many other schools were flat or dropped suggest our program alignment with new tests
- Across the board, ELA skills emerge as a strength, while there appears to be room for improvement in math skills at some grade levels
- ANCS remains in top bracket of district performance for passing rate in ELA and math, but could see growth in percentage of students in Distinguished category on those tests
- Data suggests more focused attention needs to be given to skills development of some students who are new to ANCS and/or in meeting the learning needs of some students who come from poverty
- Data suggest students with disabilities receive instruction and supports helping them to perform as well as other ANCS classmates and better than peers with disabilities at other schools

Some Next Steps

- Collaborating with KIPP Metro Atlanta Schools for comparative analysis of 2015 MAP data at our schools for correlation with 2015 Milestones data and predictive information about 2016 Milestones
- Working with diversity/equity facilitation team to consider achievement data of student subgroups and how we might better serve the needs of all students
- Using collaboration time to tune our own student assessment rubrics so that students can be more appropriately challenged or supported
- Continuing to give attention to the arts, social-emotional development, research skills, physical wellness, and other areas ANCS considers important that are not captured by Milestones, MAP, or other standardized tests



ANCS Public Affairs Subcommittee Report

19 January 2015

Prepared by: Eric Teusink

City of Atlanta

1. SPLOST Update
 - a. Timing
 - b. Status at APS Board Level
 - c. Current Support by Dr. Carstarphen and APS Board Members
 - d. Outlook

State of Georgia

1. General
 - a. 2016 Legislative Priorities
 - b. Estimated Timing
 2. Education Policy
 - a. 2015 Bills
 - i. HB65 – Public Meetings on Budgets
 - ii. HB100 – Kindergarten Age Bill
 - b. 2016 Bills
 - i. No Charter Specific Bills Filed as of 1/15/2016
 - c. Georgia Charter Schools Association Priorities
 - i. Student Funding Reform
 - ii. Facilities Cost Equity
 3. ANCS Day at the Capitol
-



January 2016 Fund Development Report

December 2015 donations received: \$7963.30

Year to date: \$73, 353.40

New Activities:

New 2015 Annual Campaign materials were mailed out to all families in December. The package included a greeting card, return pledge card, and info regarding our major gifts levels.

The FD committee agreed to organize an informal morning coffee for alumni in town in the first week of school on Thursday, January 7. Approximately 15 alums met with Matt and visited both campuses. We plan to have another coffee at the end of the year.

Other Outreach/Communication: The second newsletter/e-blast of the year was sent in early December before the mailing. This included a holiday greeting, news regarding GA Gives Day, an invitation to an alumni coffee, an update on the campaign, and information about the auction.

Auction Update: The Wonder Ball website is ready and donor/sponsor letters have been sent. The year's theme is "The Secret Garden." The solicitation committee has been reaching out to previous sponsors and donors and is already receiving sponsorship commitments. Matt and Narin will be meeting with the solicitation team next week to discuss ways to align donor/sponsor recognition and have clear and consistent messaging between the auction and annual campaign. Auction sponsors at \$1000 and above will be invited to our major donor recognition party in late spring. The auction committee "kick off" meeting is Thursday, January 21.



Other news: We are in the process of finalizing some other events for the spring. 1. A donor/volunteer thank you party after the auction 2. a major gifts donor reception 3. An alumni/school celebration event in May following annual campaign week. We may try to combine the celebration event with the final PTCA meeting of the year.

Amy Damiani and Narin are going to begin reviewing excel sheets and creating a new Greater Giving “project” to test out how this system could work.

We are planning to have an annual campaign week in May and would like to have a clear sense of participation and donor levels at before this point.

The fund development committee will work on the major gifts levels/donation recognition in our next meeting.





ATLANTA NEIGHBORHOOD CHARTER SCHOOL

helping students learn to use their minds well

BOARD GOVERNANCE COMMITTEE

MONTHLY UPDATE

COMMITTEE MEMBERS: LEIGH FINLAYSON, MELISSA MCKAY-HAGAN, AND LIA SANTOS

Executive Director (“ED”) & Committee Chair Monthly Meeting Highlights

- Committee Chair (Lia Santos), ED (Matt Underwood) and Board Chair (Mitch White) but did not meet in person this month but corresponded via e-mail
- Discussions via e-mail were focused on the **ED contract**, given that the current contract expires next year
 - Lia completed the compensation research of 990s to provide data and guidance to the Board for the ED salary portion of the contract.
 - Mitch had the ANCS Lawyer review the contract. Board Member and lawyer, Leigh Finlayson, also provided input from a legal perspective.
 - Mitch presented a final draft contract to Matt in person and provided it via e-mail.
 - During Executive Session this month, we will discuss the contract and vote to approve it as final.

Board Governance Committee Monthly Meeting Highlights

- The Committee held their monthly meeting on Thursday 1/7 from 1:30pm to 2:30pm
- Lia Santos: Will launch the **ED Mid-Year Review** in January, or as soon as the functionality is ready in the new version of BoT. Feedback will be requested from Matt's Leadership Team as well as the Board. Matt will also complete a self reflection looking back at the first half of this academic year.
- Matt Underwood: Confirmed that **BoardOnTrack** will conduct a 30-minute webcast during the Mid-Year Retreat to provide updates on functionality and navigation after the last software release update.
 - *Action → Please send any questions or specific items you would like them to review by Friday 1/22. Send them to Lia and she will consolidate the information to send to BoT.*
- Leigh Finlayson: The **Nominations Committee** was voted on and approved at the last Board Meeting. Following are activities taking place or soon to take place to gear up for the next cycle of Board Recruitment and Selection.
 - Leigh included information about the need for new Board members in a recent Courier.
 - Once the information and application are available on the website, he will provide the "spotlight" introduction/article for one of the weekly Couriers asking for interest and applications.
 - Information and applications will be available on the website soon (targeting mid-January). Matt is talking with Lucy about making the application a "form" on the web rather than a PDF that has to be printed, completed, scanned, and submitted.
- Committee: Developed a draft agenda for the **Mid-Year Retreat** which is provided on the following page.
 - *Action → Please provide feedback on items to add, remove, or change by Friday 1/22. Send them to Melissa and she will finalize the agenda.*
 - Leigh is bringing "real, great" bagels. We talked about a lunch with family members following the retreat.
 - *Action → Ideas on a lunch location so we can reserve a space?*

2015-2016 Board Mid-Year Retreat Draft Agenda

Saturday, January 30th 8am to Noon

Time	Topic	Facilitator
8:00 to 8:15	Greeting, breakfast, set-up	
8:15 to 9:00	Leadership Team Update: Provide summary of highlights from the recent Leadership Team Meeting	Matt Underwood
9:00 to 9:30	BoT Webcast: Technical overview of uploading, downloading, calendaring, RSVPs, goal tracking, etc.	Andy from BoT
9:30 to 10:00	Technical training on Google drive/docs, creating meetings on ANCS website (e.g., committee meetings), etc.	Mitch White
10:00 to 10:45	Look Back: What is working well and how/where can we improve?	Matt Underwood
10:45 to 11:30	Look Ahead: Review progress to-date and identify areas where we need to focus now to meet targets for this year; Review 3-year strategic plan to start thinking about which initiatives will be a focus next year; Determine key items, decisions, taskforces, and/or votes coming up at the remaining Board Meetings	Mitch White
11:30 to Noon	Board Recruitment: Confirm what skills/knowledge we need, identify what we have now, determine gaps Walk away with a clear focus on what we are looking for in the upcoming interviews/candidates	Leigh Finlayson
Noon +	Optional lunch including families. Location TBD	

Attachments

The following files are attached to this PDF: You will need to open this document in an application that supports attachments (i.e. [Adobe Reader](#)) in order to access these files.

Jan 2016 Development Report.xlsx