

Atlanta Neighborhood Charter School

Board Meeting

Date and Time

Tuesday March 15, 2016 at 6:30 PM

Location

ANCS Middle Campus - 820 Essie Avenue 30316

Notice of this meeting was made on the ANCS website in accordance with O.C.G.A. § 50-14-1.

Agenda

	Purpose	Presenter	Duration
I. Opening Items			
A. Record Attendance and Guests			2
B. Call the Meeting to Order			1
C. Approve Minutes	Approve Minutes		2
D. PTCA report		Joy Prince	5
Standing monthly report from the ANCS Parent-Teacher-Community Association			
E. Principals' open forum		Cathey Goodgame	5
Standing monthly opportunity for ANCS principals to share highlights from each campus.			
II. New Business			
A. Discuss potential new goal(s) for new ANCS charter contract	Discuss	Mitch White	30
III. Executive Director's Report			
A. Quarterly performance dashboard	Discuss	Matt Underwood	10
Quarterly school performance dashboard - updated spring 2016			
B. 2016-17 student report card system update	Discuss	Lara Zelski	13
Update on updating to system of student progress reporting for next school year			
C. March Personnel Report	FYI	Matt Underwood	2
IV. Business & Operations			
A. Monthly financial statements	Discuss	Kari Lovell	8
Key points from ANCS monthly financial statements			
B. FY17 budget projections and priorities	Discuss	Ryan Camp	13
C. Technology committee update	FYI	Leigh Finlayson	8
Update on technology plan items for 2015-16			
V. Educational Excellence			
A. ANCS alumni - spring 2015 End of Course Milestones data	Discuss	Matt Underwood	13
Data trends from performance of ANCS alumni on spring 2015 state Milestones high school tests			

VI. Board Governance

- A.** 2016 board nominations Discuss Leigh Finlayson 5
Update on 2016 board nominations process
- B.** Monthly governance report FYI Lia Santos 5
Update on governance committee activities from prior month

VII. Fund Development

- A.** Monthly fund development report FYI Narin Hassan 7
Summary of major fund development activities from prior month

VIII. Executive Session

- A.** Executive session Vote 15
The board *may* enter into executive session to discuss matters related to personnel, real estate, student discipline, and/or litigation in accordance with O.C.G.A. § 50-14-1.

IX. Closing Items

- A.** Brief meeting reflection Discuss Mitch White 5
ANCS board reflection on governance practices from board meeting
- B.** Adjourn Meeting Vote Mitch White 1

Agenda Cover Sheets

Section:	I. Opening Items
Item:	D. PTCA report
Purpose:	FYI
Goal:	
Submitted by:	
Related Material:	PTCA_report_mar2016JGP.docx
Section:	II. New Business
Item:	A. Discuss potential new goal(s) for new ANCS charter contract
Purpose:	Discuss
Goal:	
Submitted by:	
Related Material:	Charter Goals and Diversity (1).pdf
Section:	III. Executive Director's Report
Item:	A. Quarterly performance dashboard
Purpose:	Discuss
Goal:	
Submitted by:	Matt Underwood
Related Material:	ANCS Performance Dashboard - 15-16 SY-2.pdf
Section:	III. Executive Director's Report
Item:	B. 2016-17 student report card system update
Purpose:	Discuss
Goal:	
Submitted by:	Lara Zelski
Related Material:	EC report card system update.pdf
Section:	III. Executive Director's Report
Item:	C. March Personnel Report
Purpose:	FYI
Goal:	
Submitted by:	Matt Underwood
Related Material:	ANCSpersonnelreport_March2016.pdf
Section:	IV. Business & Operations
Item:	A. Monthly financial statements
Purpose:	Discuss

Goal:

Submitted by:

Related Material: 02_29_16 Cash Flow (2).pdf
02_29_16 Finance committee report.pdf
02_29_16 Cash balance.pdf
March 2016 Board Memo.pdf

Section:

V. Educational Excellence

Item:

A. ANCS alumni - spring 2015 End of Course Milestones data

Purpose:

Discuss

Goal:

Submitted by:

Matt Underwood

Related Material:

2015 Alumni Milestones report for board_March 2016-5.pdf

Section:

VII. Fund Development

Item:

A. Monthly fund development report

Purpose:

FYI

Goal:

Submitted by:

Related Material:

March 2016 FD report updated.pdf
March 2016 FD report.pdf

ANCS PTCA Report March 2016

Overview

Mini Grants

Round three: April

Fundraising

Potential spring events

Events

Teacher Appreciation Week
RWTW

PTCA General Meeting

March 8
May 10

Upcoming PTCA Events

Teacher Appreciation
March 28-April 1

Run With the Wolves
April 30

PTCA General Meeting
May 10

Dine Out
TBD



**ATLANTA NEIGHBORHOOD
CHARTER SCHOOL**

helping students learn to use their minds well

CHARTER RENEWAL AND DIVERSITY GOALS

March 16, 2016

Background - ANCS Charter Renewal

- ANCS charter is granted by Atlanta Public Schools (APS) and approved by the State of Georgia Department of Education (DOE)
- Our current charter term expires on June 30, 2016
- APS approved our charter at its October, 2015 Board meeting
- The DOE has been reviewing our application since October
 - On February 15, 2016, the DOE asked to revise our diversity goals in a written response to our application. Alternatively, the DOE informed us we could withdraw our application.
 - We need to respond by April 14, 2016 with a plan acceptable to the DOE in order for our charter to be considered at the May DOE Board meeting

Background - The Weighted Lottery

- ANCS, Drew, Kendezi, and the Georgia Charter Schools Association (GCSA) supported the establishment, through legislation, of a “weighted lottery” option for charter schools;
- In 2015, the Georgia Legislature passed legislation permitting a “weighted lottery” option for charter schools. (OCGA § 20-2-2066)
 - This law allows a charter school to give an increased chance of admission to “educationally disadvantaged” students, including those who are “economically disadvantaged.”
 - Note: the weighted lottery does not permit schools to weight based on race
- As of March, 2016, no Georgia charter school has implemented this option
- Some charter schools in other states have successfully implemented weighted lotteries in order to increase their socioeconomic diversity

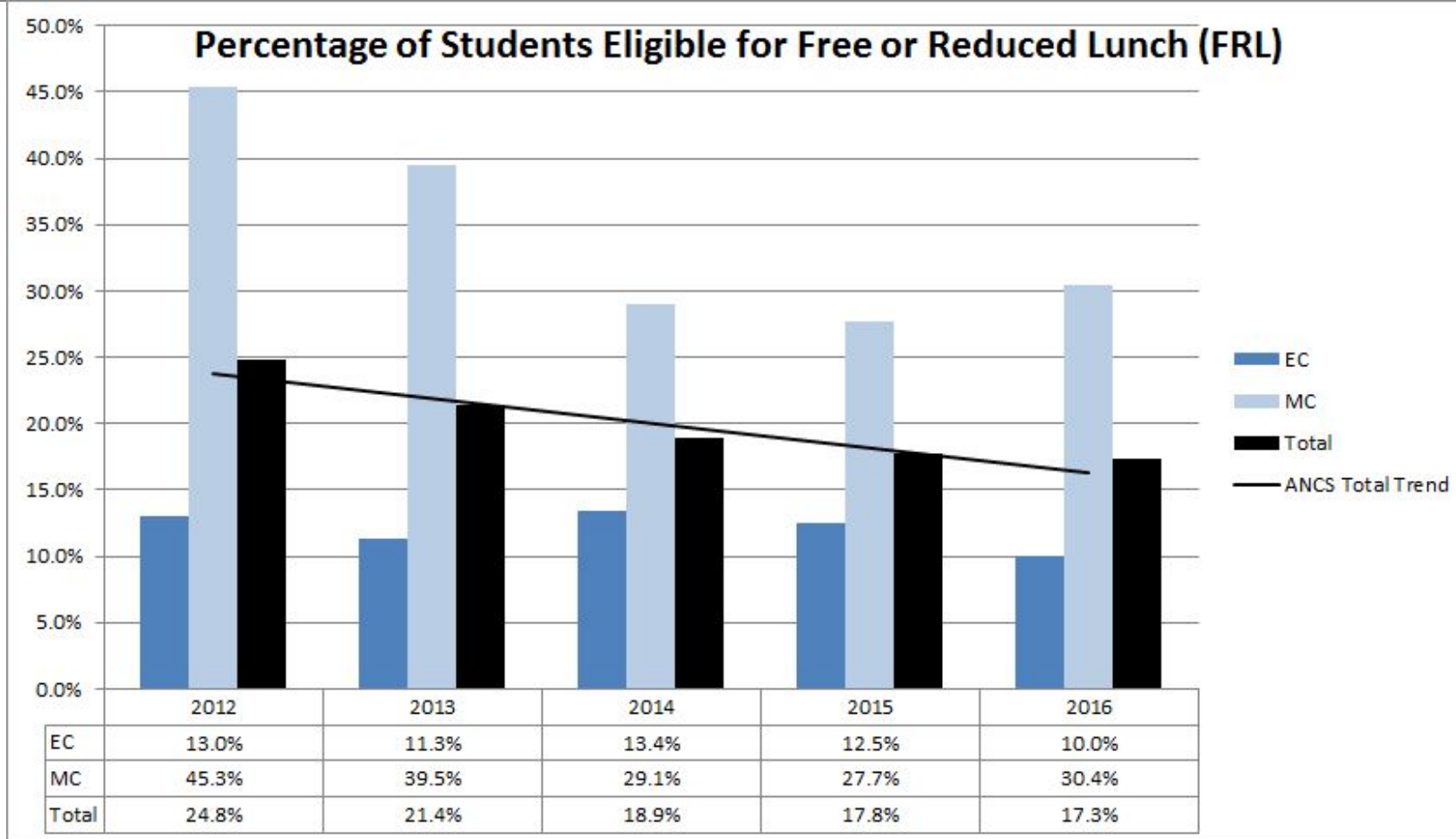
Background - Attendance Zones

- ANCS has a neighborhood zone, or a “tiered zone,” which is smaller than the zone of our authorizer (APS)
 - Primary Attendance zone = Grant Park, Ormewood Park, and Summerhill (new 2016-2017)
 - Secondary Attendance zone = NPU-W (except Grant Park and Ormewood Park)
 - Tertiary Attendance zone = The rest of the City of Atlanta (APS)
- Most charter schools, both within APS and state-wide, have larger attendance zones, many of which encompass the entire zone of the authorizer (i.e. APS for us)
 - Movement towards larger attendance zones (e.g. WIA is now APS-wide)
 - US DOE has interpreted guidance requiring all students in the "community" to have "an equal opportunity to attend the charter school" as requiring district-wide zones for CSP grant eligibility.
 - Schools with small attendance zones and student bodies that don't reflect the diversity of the authorizing district (i.e. APS) may draw additional regulatory scrutiny

Our Current Diversity Plan & Actions

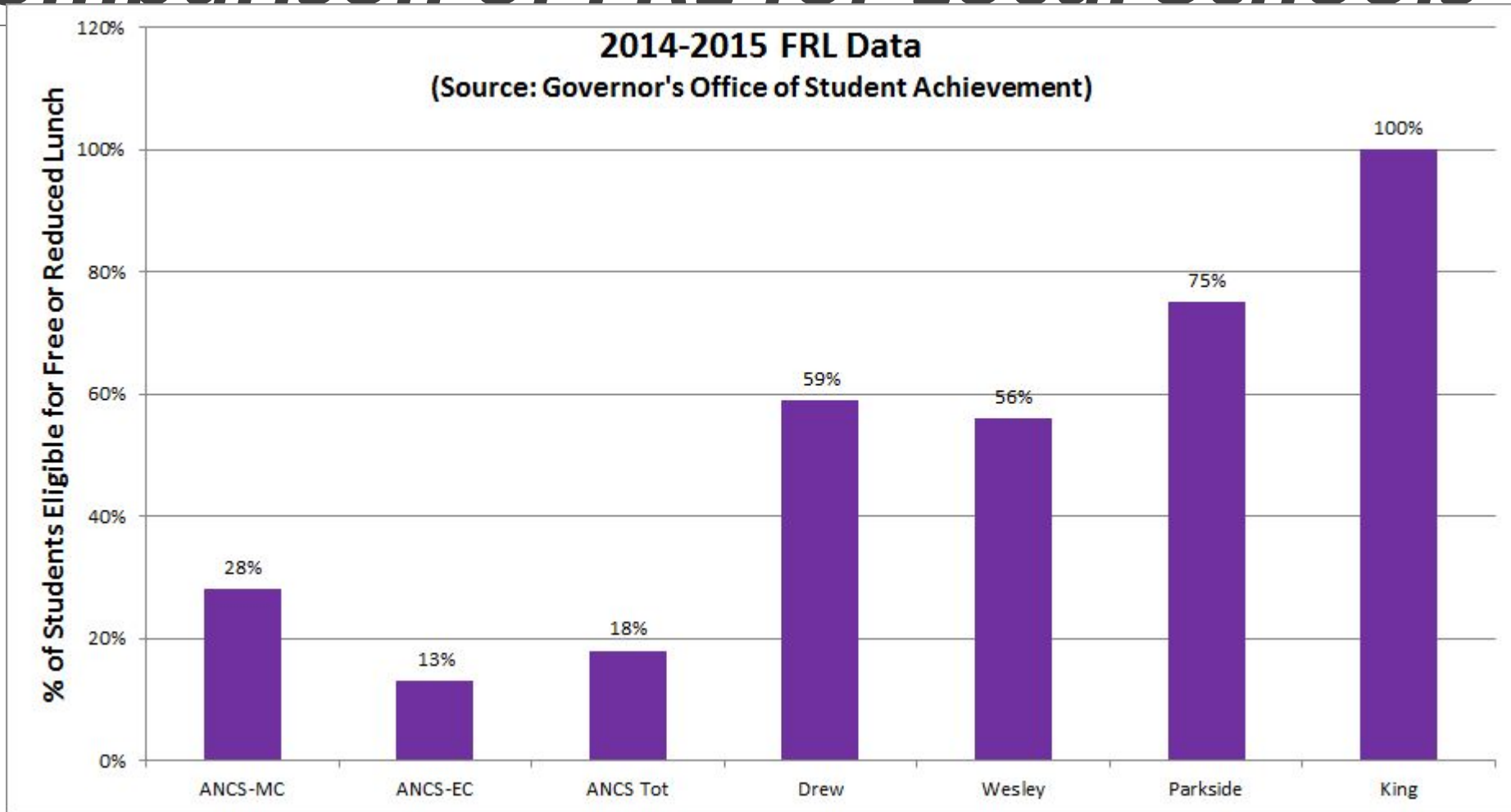
- Commitment to diversity in our three-year strategic plan
 - Goal to increase students eligible for FRL from 17% to 30% by 2019
- Actions taken:
 - Brought Summerhill into primary attendance zone (eff. 2016-2017)
 - Appointed Larry Carter as Diversity Coordinator
 - Ongoing neighborhood canvassing
 - Presentations at neighborhood meetings
 - Distribution of materials to preschools, businesses, houses of worship
 - Enrollment yard signs
 - Social media campaign
 - Multiple information sessions for prospective parents

Five Year Historical Data on FRL

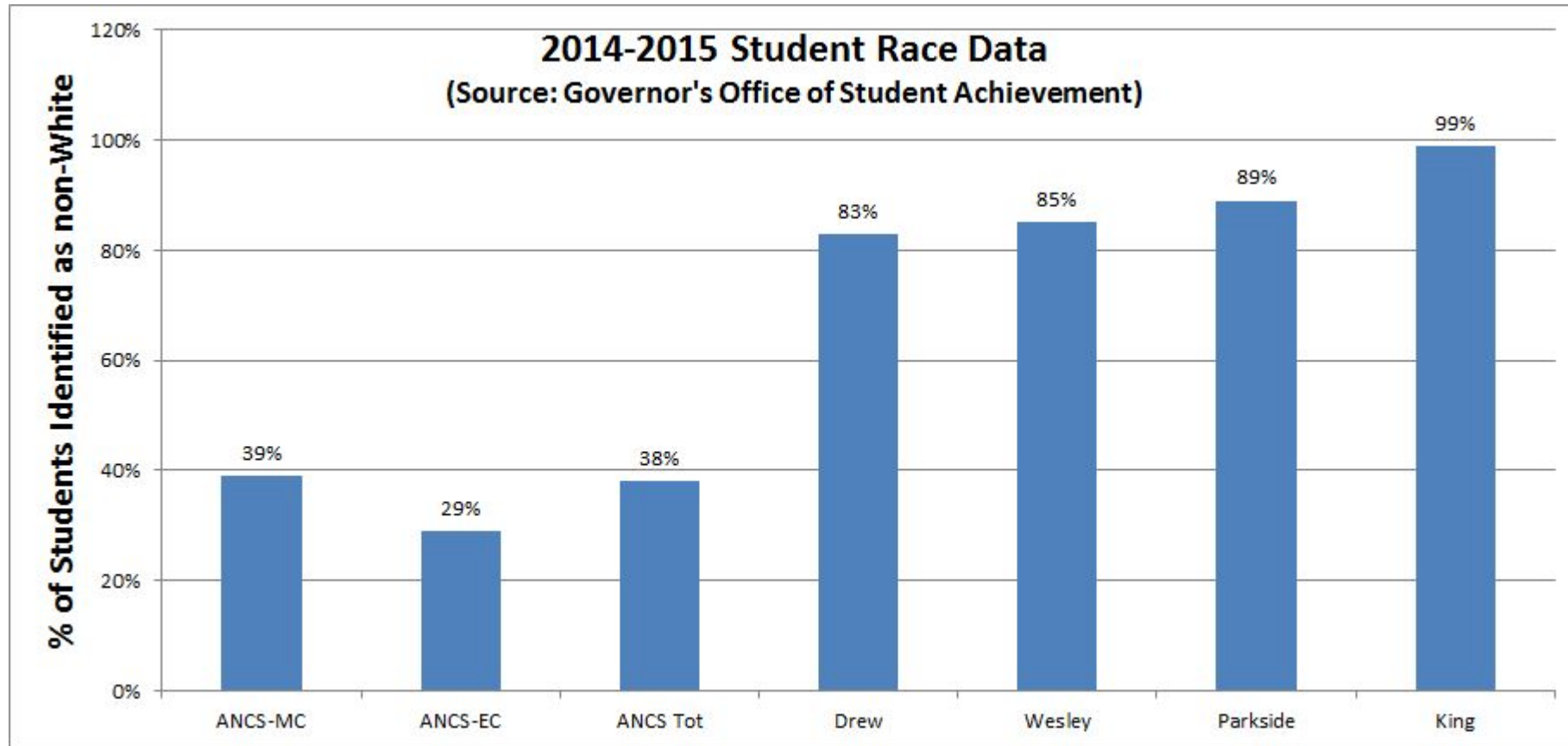


Source: Georgia DOE

Comparison of FRL for Local Schools



Comparison of Student Race for Local Schools



Diversity Guidance from the GA DOE¹

- **Charter School Faculty, Staff, and Student [sic] Should Be Diverse.**
 - Charter school best practices have shown a charter school's faculty, staff, and students should reflect the demographic diversity of the community the charter school serves.
 - Schools that do not reflect this diversity should include in their application a plan to make changes that address this need for diversity.
- **Charter School Governing Boards Should Be Diverse.**
 - Charter school best practices have shown that the characteristics of a high-functioning governing board include members that reflect the demographic diversity of the community the charter school serves.

¹DOE "Charter School Renewal Memorandum" July 17, 2015

Racial Diversity of students at ANCS per the GA DOE¹

1. As discussed during your panel interview, we are concerned that ANCS's students, faculty, and staff do not reflect the demographic diversity of the attendance zone the charter school serves. According to the Department's October 2015 FTE data, the student enrollment by race/ethnicity for ANCS as compared to Atlanta Public Schools and the Jackson Cluster are as follows:

School/District	Total # of K-8 Students	Number & Percentage of K-8 Students by Race/Ethnicity					
		Black	White	Hispanic	2+ Races	Asian/Pacific Islander	American Indian
APS	37,971	27,472 (72%)	6,412 (17%)	2,767 (7%)	779 (2%)	487 (1%)	54 (0.1%)
Jackson Cluster*	3,126	2,625 (84%)	206 (7%)	239 (8%)	44 (1.4%)	8 (0.3%)	4 (0.1%)
ANCS (Total)	659	149 (23%)	424 (64%)	36 (5%)	45 (7%)	5 (0.8%)	0
ANCS ES	422	75 (18%)	300 (71%)	23 (5%)	21 (4.9%)	3 (0.7%)	0
ANCS MS	237	74 (31%)	124 (52%)	13 (5%)	24 (10%)	2 (0.8%)	0

* Includes MLK MS, Burgess-Peterson ES, Toomer ES, Whitefoord ES, Benteen ES, D.H. Stanton ES, Dunbar ES & Parkside ES

¹DOE Letter to ANCS, February 15, 2016

Diversity Goals suggested by the DOE (February 15th, 2016):

Goal: The Charter School will increase access to the school for all families and individuals, with a targeted focus on educationally disadvantaged families and families of color.

1. **Measure 1:** The Charter School will decrease the disparity in the percentage of students of color enrolled in the school as compared to the percentage of students in the school district by 4% during each year of the charter term for a total decrease of 20% by the end of the charter term.
2. **Measure 2:** The Charter School will increase the number of faculty and staff of color employed by the school by 20% by the end of the charter term.
3. **Measure 3:** By Year 2 of the charter term, the Governing Board's composition will include at least 5 board members of color.

ANCS Concerns with the suggested goals

1. **Constitutionality**: The ANCS Board has concerns that the suggested diversity goals might be unconstitutional under the Equal Protection clause of the 14th Amendment.
2. **Risk of Litigation**: The ANCS Board has concerns that adopting race-based diversity goals could expose the school, APS, and the state to the risk of litigation.
3. **Achievability**: The student goals call for a 4% increase in students of color per year, or about 27 additional students of color per year. We expect to have approximately 25-30 kindergarten openings per year in the next few years (after accounting for siblings), so this goal would be very difficult to achieve. Similarly, with low turnover, the faculty and staff goal would also be difficult to reach.

Possible Alternatives to the Proposed Goals / Ideas to work with

1. **“Economically Disadvantaged” Students**: Instead of using race-based goals, adopt goals based on the percentage of students who are economically disadvantaged:
 - a. Qualify for Free or Reduced Lunch (FRL); OR
 - b. Family is eligible for federal benefits such as SNAP, TANF, or Medicaid.
2. **The “cohort” approach**: Instead of creating a goal for the entire school, which will be difficult to achieve quickly due to the large number of returning students, create a goal for students newly admitted through the lottery who were not eligible for a sibling or other preference.
3. **The weighted lottery**: If we are unable to reach our goals using the outreach strategies we have implemented, including bringing Summerhill into our primary attendance zone, implement a weighted lottery.
4. **Other possible options**: Expanding our primary attendance zone or changing our sibling policy could increase our diversity, but might alter the neighborhood nature of, and strong family commitment to, ANCS.

Questions on the Weighted Lottery

1. **Who can we weight?** Under the law and guidance issued by the DOE, we can weight all or any subset of students who are:
 - a. Economically disadvantaged;
 - b. Students with disabilities;
 - c. Limited English proficient students;
 - d. Neglected or delinquent students; and
 - e. Homeless students

2. **How would we define “economically disadvantaged?”** Under guidance from the Georgia DOE, we would likely define “economically disadvantaged” as a student whose family is:
 - a. Eligible for Free and Reduced Lunch; or
 - b. Eligible for Federal benefits such as SNAP, TANF, Medicaid, WIC, or PINS.

Questions on the Weighted Lottery, cont.

3. **How would we define eligibility?** Based on discussions with schools in other states, there are easily accessible databases we can check to verify eligibility. The family must be eligible on the day the lottery occurs.
4. **What if we discover an applicant with a “weight” isn’t eligible?** If a student with an extra “weight” is offered a spot through a weighted lottery, the parents would have 10 days to show their student is eligible, if we cannot verify their eligibility. After that time, the student loses his or her spot and would be placed at the end of the wait list. This procedure should discourage applicants from “gaming” the system.

Key Dates

- **Tuesday, 3/15/16:** Discussion at regular ANCS Board Meeting. No Board vote.
- **Friday, 3/18/16:** Faculty & Staff Discussion
- **Wednesday, 3/23/16:** Community Listening Session (7:00 pm at EC)
- **Tuesday, 3/29/16:** Special ANCS Board Meeting on Charter Renewal and Diversity Goals. Possible Board vote. (7:00 pm at EC)
- **Thursday, 4/14/16:** Response due to DOE for consideration at May DOE Board Mtg.
- **Thursday, 5/5/16:** State Department of Education Board Meeting

Note: We will be discussing our response with the DOE throughout.

ANCS Performance Dashboard

ANCS Performance Dashboard	K-8			
2015-16 SY	Jul-Nov	Dec-Mar	Apr-Jun	Notes
Educational Program Outcomes				
Avg % of students Proficient/Distinguished ELA EOG Milestones	63%			percentages listed are from spring 2014; does not include students in "Developing" category, which is also above passing score
Avg % of students Proficient/Distinguished Math EOG Milestones	48%			percentages listed are from spring 2014; does not include students in "Developing" category, which is also above passing score
Percentage of students passing ELA EOG Milestones in top 5% of district	Yes			based on spring 2014 tests
Percentage of students passing Math EOG Milestones in top 5% of district	Yes			based on spring 2014 tests
National norm referenced test - MAP Reading (% of students meeting growth targets compared to national avg)				goal will be in new charter contract
National norm referenced test - MAP Math (% of students meeting growth targets compared to national avg)				goal will be in new charter contract
National norm referenced test - MAP Reading (average NPR)	85	88		target is to be at/above 70 NPR
National norm referenced test - MAP Math (average NPR)	73	77		target is to be at/above 70 NPR
Students appropriately academically challenged (based on survey responses)	88%			target is to be at/above 90%
Met all academic goals in charter contract	Yes			includes "Beating the Odds" & CCRPI
School Climate & Culture				
Percentage of students receiving a level 3/4 behavioral referral	4%	2%		target is to be under 5%
% of students who feel safe at school (based on survey responses)	92%			target is to be at/above 90%
Mobility (% enrolled at start of quarter who are currently enrolled)	99%	100%		target is to be at/above 95%
Average daily student attendance	97%	96%		target is to be at/above 95%
Stakeholder Satisfaction				
Student satisfaction (based on survey responses)	82%			target is to be at/above prior year baseline (80%)
Parent satisfaction (based on survey responses)	97%			target is to be at/above prior year baseline (95%)
Teacher/staff satisfaction (based on survey responses)	97%			target is to be at/above prior year baseline (97%)
Student re-enrollment for following school year	97%			
High School Readiness				
% of students who respond that ANCS prepared them well for HS (based on alumni survey responses)	90%			target is to be at/above 90%
% of students enrolled in honors/AP/IB courses	84%			working with APS to establish better data for this metric; currently survey self-reporting
% of 9th grade ANCS alumni Proficient/Distinguished ELA EOC Milestones (as compared to district/state)		57% (32%/39%)		
% of 9th grade ANCS alumni Proficient/Distinguished Math EOC Milestones (as compared to district/state)		51% (24%/34%)		
Leadership & Organizational Performance				
% of "surveys of instructional practice" above district and state avg				Standardized state survey given to all students in GA
Employee recruitment (% open positions filled by May 31)				
Employee retention (% offered contracts who return)				

ANCS Performance Dashboard

Average daily employee attendance	96%	95%		target is to be at/above 95%
Met all charter organizational goals	Yes			includes updating strategic plan, clean audit, & annual review of ED
<i>Financial Management & Resource Development</i>				
Annual campaign on track to financial goal	Yes	Yes		
Annual campaign family participation %				
Grant funds received	\$269,200	\$152,122		does not include federal Title I grant dollars
Positive projected net operating income	Yes	Yes		



Elementary Campus Student Reporting System Update

Over past several years received consistent feedback from both parents and teachers about current elementary student reporting system:

Parent feedback:

- "Grades" hard to understand
- Vague
- Not enough information

Teacher feedback:

- Vague
- Difficult to match report card grades with class assessments
- Extremely time consuming - especially with conferences right after reports the first term

Seeing that a change in the reporting system was necessary, the elementary campus leadership has taken the following steps:

- 2014 Summer Grading Task Force
- Norming and Alignment of assessment and grading practices
- Norming of grading definitions
- Creating draft of new reporting system

In final stages of creating new reporting system to begin using in 2016-17 school year:

- Conference after 6 week mark – 7th – 11th weeks
 - 18-Week progress report
 - Conference during the 24th – 28th week
 - 36-Week report card
-



**Atlanta Neighborhood Charter School
Personnel Report - March 2016**

NEW HIRES

<i>Name</i>	<i>Postion</i>	<i>Education</i>	<i>Years of Experience</i>	<i>Date Effective</i>	<i>Notes</i>
Christine Schilp Mills	Humanities Teacher (MC)	M. Ed., University of Florida	8	3/14/16	Filling vacancy; Previously taught at ANCS Middle from 2006-2008

ATLANTA NEIGHBORHOOD CHARTER SCHOOL
 FY 2016 - Pro Forma Monthly Cash Flow Statement
 February 29, 2016

Allocation based on FTE Count = 669													
	Jul-15	Aug-15	Sep-15	Oct-15	Nov-15	Dec-15	Jan-16	Feb-16	Mar-16	Apr-16	May-16	Jun-16	Jul-16
Revenue													
Local/State Funding	\$155,967	\$823,259	\$820,011	\$820,012	\$820,011	\$821,955	\$850,720	\$800,654	\$800,654	\$800,654	\$800,654	\$0	\$0
Grants	\$0	\$0	\$0	\$0	\$0	\$20,000	\$0	\$0	\$0	\$0	\$0	\$200,000	\$0
Contributions & Fundraising	\$3,593	\$3,690	\$2,737	\$21,156	\$28,517	\$14,261	\$18,792	\$23,630	\$85,000	\$6,000	\$6,000	\$5,000	\$0
Program Income	\$2,158	\$43,765	\$53,877	\$84,027	\$48,425	\$37,009	\$47,667	\$50,060	\$47,000	\$47,000	\$36,740	\$0	\$0
Nutriton Program Income	\$546	\$18,808	\$38,643	\$31,810	\$25,141	\$26,797	\$23,882	\$28,251	\$22,000	\$22,000	\$21,000	\$0	\$0
Prior Year Title 1 & Facilities Grant	\$75,586	\$41,081	\$0	\$12,559	\$0	\$0	\$0	\$0	\$0	\$0	\$0	\$0	\$0
Other Income	\$523	\$7	\$251	\$1,158	\$171	\$786	\$692	\$310	\$825	\$825	\$825	\$825	\$855
i3 CREATE Grant Income	\$37,868	\$7,517	\$88,500	\$50,000			\$30,489	\$101,634					
Total Revenue	\$276,241	\$938,126	\$1,004,020	\$1,020,721	\$922,265	\$920,808	\$972,242	\$1,004,539	\$955,479	\$876,479	\$865,219	\$205,825	\$855
Expenditures													
Salaries and Benefits	\$552,057	\$594,363	\$594,278	\$642,084	\$616,167	\$640,233	\$630,706	\$668,810	\$615,000	\$615,000	\$615,000	\$600,000	\$600,000
Professional Development	\$17,323	\$37,082	\$1,036	\$14,042	\$20,203	\$16,098	\$20,571	\$10,135	\$3,000	\$1,500	\$1,500	\$0	\$0
Curriculum & Classroom Expenses	\$5,483	\$43,960	\$14,341	\$7,917	\$6,655	\$15,501	\$7,735	\$11,878	\$9,500	\$9,500	\$7,200	\$0	\$0
Program Expenses	\$3,994	\$8,578	\$10,322	\$27,217	\$15,413	\$24,329	\$43,302	\$25,482	\$23,250	\$23,250	\$23,250	\$0	\$0
Building & Grounds	\$42,195	\$42,663	\$37,587	\$50,771	\$42,596	\$39,819	\$69,201	\$69,274	\$55,000	\$55,000	\$55,000	\$55,000	\$55,000
Fixed Assets Expenditures	\$3,933	(\$2,079)	\$30,896	\$3,379	\$5,170	\$535	\$10,750	\$1,438	\$10,000	\$10,000	\$10,000	\$65,000	\$0
Professional Services	\$4,355	\$3,610	\$15,970	\$5,441	\$13,183	\$0	\$2,150	\$30	\$2,000	\$2,000	\$2,000	\$0	\$0
Gen&Admin/Insurance/Interest	\$23,014	\$15,776	\$12,466	\$15,573	\$13,474	\$12,629	\$13,432	\$24,749	\$15,000	\$15,000	\$13,000	\$8,000	\$7,500
Nutrition Program Expenses	\$352	\$15,547	\$19,741	\$21,684	\$14,290	\$15,156	\$16,723	\$9,659	\$13,000	\$13,000	\$13,000	\$0	\$0
Equipment Rental (Copiers)	\$2,580	\$3,964	\$7,436	\$3,080	\$6,941	\$0	\$6,379	\$6,049	\$4,000	\$4,000	\$4,000	\$4,000	\$4,000
Furniture & Equip (Non Capitalized)	\$0	\$0	\$0	\$0	\$535	\$0	\$0	\$0	\$500	\$500	\$500	\$0	\$0
Fundraising Expenses	\$150	\$785	\$5,244	\$1,330	\$3,054	\$2,576	\$855	\$7,731	\$30,000	\$1,300	\$1,100	\$0	\$0
i3 CREATE Expenses	\$13,436	\$25,014	\$84,850	\$9,443	\$28,920	\$41,668	\$10,754	\$22,518	\$0	\$0	\$0	\$0	\$0
Total Expenditures	\$668,872	\$789,264	\$834,166	\$801,961	\$786,600	\$808,545	\$832,557	\$857,752	\$780,250	\$750,050	\$745,550	\$732,000	\$666,500
Total Revenues - Total Expenditures	(\$392,631)	\$148,862	\$169,853	\$218,760	\$135,665	\$112,263	\$139,685	\$146,787	\$175,229	\$126,429	\$119,669	\$(526,175)	\$(665,645)
EOM Cash Balance	\$199,945	\$335,803	\$499,476	\$516,183	\$421,138	\$530,628	\$665,875	\$824,426	\$999,655	\$1,126,084	\$1,245,753	\$719,578	\$53,933
	Actual	Actual	Actual	Actual	Actual	Actual	Actual	Actual	Projected	Projected	Projected	Projected	Projected

Note: Adjusted to reflect only Bank of North Georgia operating accounts. Not including \$904k of investments

Total investments held by ANCS**2/29/2016**

Institution	Investment	Amount
Bank of North Georgia	Money Market	672,141
Bank of North Georgia	Money Market - Reserve	129,274
Bank of North Georgia	Operating accounts	<u>23,011</u>
		824,426
Edward Jones - BMW Bank	CD	230,876 2 year - matures Nov 2017
Edward Jones - Ally Bank	CD	200,000 2 year - matures Nov 2016
Self-Help Credit Union	CD	228,940 1 year - matures Oct 2016
Edward Jones Bank	Money Market	225,000 Money Market account
Self-Help Credit Union	Money Market	<u>19,698</u> Money Market account
Total invested funds (not at BoNG)		904,514
Grand total ANCS funds		\$1,728,939

ATLANTA NEIGHBORHOOD CHARTER SCHOOL
 Budget to Actual FY2016
 YTD February 29, 2016

Period Ended 2/29/2016

	YTD FY2015 Actual	YTD FY2016 Actual	YTD Budget	YTD \$Variance	FY2016 Budget
Income					
Local/State Funding	\$4,765,286	\$5,912,588	5,731,816	180,773	8,188,308
Grants	\$384,708	\$20,000	0	20,000	240,000
Contributions & Fundraising	\$132,747	\$115,886	156,000	(40,114)	260,000
Prior year Facilites Grant & Title 1 Funds Received	\$175,000	\$129,225	0	129,225	0
Program Income	\$330,191	\$361,201	333,900	27,301	477,000
Nutrition Income	\$162,153	\$196,879	175,000	21,879	250,000
i3 CREATE Income	\$0	\$316,008	77,000	239,008	110,000
Other Income	\$18,957	\$3,896	6,090	(2,194)	8,700
Total Income	\$ 5,969,042	\$ 7,055,683	\$ 6,479,806	\$ 575,877	\$ 9,534,008

Much of this is a pass through, \$110k in salaries
 \$ 6,739,675

Expenditures

Salaries and Benefits	\$4,544,997	\$4,867,496	4,869,037	1,541	7,303,555
Prior Year - Final NTRP expense	\$0	\$31,433	0	(31,433)	0
Professional Development	\$134,291	\$100,185	47,600	(52,585)	59,500
Curriculum & Classroom Expenses	\$105,246	\$114,104	111,200	(2,904)	139,000
Program Expenses	\$117,652	\$159,048	221,200	62,152	276,500
Building & Grounds	\$377,943	\$395,007	434,022	39,015	651,033
Fixed Asset Expenditures	\$647,963	\$59,309	125,067	65,758	156,334
Professional Services	\$32,420	\$44,738	38,000	(6,738)	57,000
Gen&Admin/Insurance/Interest Expense	\$139,462	\$132,807	121,045	(11,762)	181,568
Nutrition Program Purchases	\$103,362	\$113,215	106,667	(6,549)	160,000
Equipment Rental (Copiers)	\$38,346	\$36,429	40,000	3,571	60,000
Furniture & Equipment (Non-Capitalized)	\$13,378	\$535	500	(35)	6,000
Fundraising Expenses	\$15,245	\$18,443	28,800	10,357	43,200
Contingency Funds	\$0	\$129,273	129,273	0	387,820
i3 CREATE Grant Expenses	\$5,269	\$299,851	0	(299,851)	0
Total Expenditures	\$6,275,574	\$6,501,873	\$ 6,272,411	\$ (229,461)	\$ 9,481,510
Operating Income/Loss	\$ (306,532)	\$ 553,810	\$ 207,394	\$ 346,416	\$ 52,498

* Offset is Title 2 Funds
 Received \$3,500 in March, much not processed.

* Flooring work won't begin until May

\$6,013,440

budgeted



From: Ryan Camp

To: Governing Board of Directors

Cc: Kari Lovell, Matt Underwood

Re: March 2016 Business and Operations Report Summary

Date: March 15, 2016

Building and Grounds: There were some significant repairs done at the elementary campus this month. An issue was discovered with some rusting within the heat exchangers in some of the AC units. This could have caused a health and safety concern. The repairs were made for \$19,000.

We also replaced some of the water fountains at the elementary campus and some of the related plumbing. \$15,000

We continue to evaluate the roof and weigh the options of replacement now vs waiting on the possibility of SPLOST funding. We have received a quote to repair the roof for approximately \$10k, the contractor states that they will guarantee the repairs for 2 years. We believe that will correct the problem until either SPLOST funding becomes available or the Facilities contingency fund is funded.

The leadership team is continuing to evaluate space needs. This discussion will likely result in the need to add an additional learning cottage. The needs determined will dictate what type of space is selected.

Contingency funds: \$67,637 was placed into our contingency fund money market account that was set up with Bank of North Georgia. We are on track to fully fund the 2016 budgeted amounts.

Salaries and Benefits: Salaries were up this month due to payment of required contract labor.

Cash position

Cash and investment balance is \$1,728,939, with \$824,426 in operating cash and Money market accounts. We will be monitoring cash position closely over the next couple of months as we approach summer.

Budgeting: Initial discussion of the 2017 budget began. The leadership team has put together a list of priorities that we will be evaluating and discussing further at a special budget working session to be toward the end of the month.



ATLANTA NEIGHBORHOOD
CHARTER SCHOOL

helping students learn to use their minds well

ANCS ALUMNI SPRING 2015 END OF COURSE MILESTONES DATA

PREPARED BY MATT UNDERWOOD, EXECUTIVE DIRECTOR - March 2016

Georgia EOC Milestones - *Background*

- In addition to *End of Grade (EOG)* Milestones for grades 3-8, Georgia also administered new *End of Course (EOC)* Milestones in spring 2015 to all public school students enrolled in Georgia high school courses
- Both EOG and EOC Milestones scores were not released until November 2015
- 10 different EOC Milestones tests for courses in ELA, Math, Science, & Social Studies

ANCS Alumni EOC Milestones Data

- For past several years, Atlanta Public Schools Office of Research and Evaluation has provided ANCS with data on alumni performance on state high school standardized tests
- Typically, this data is highlighted--along with alumni survey data--in our annual report on alumni each fall
- Delay in state release of Milestones data is why we are only now presenting this alumni performance report

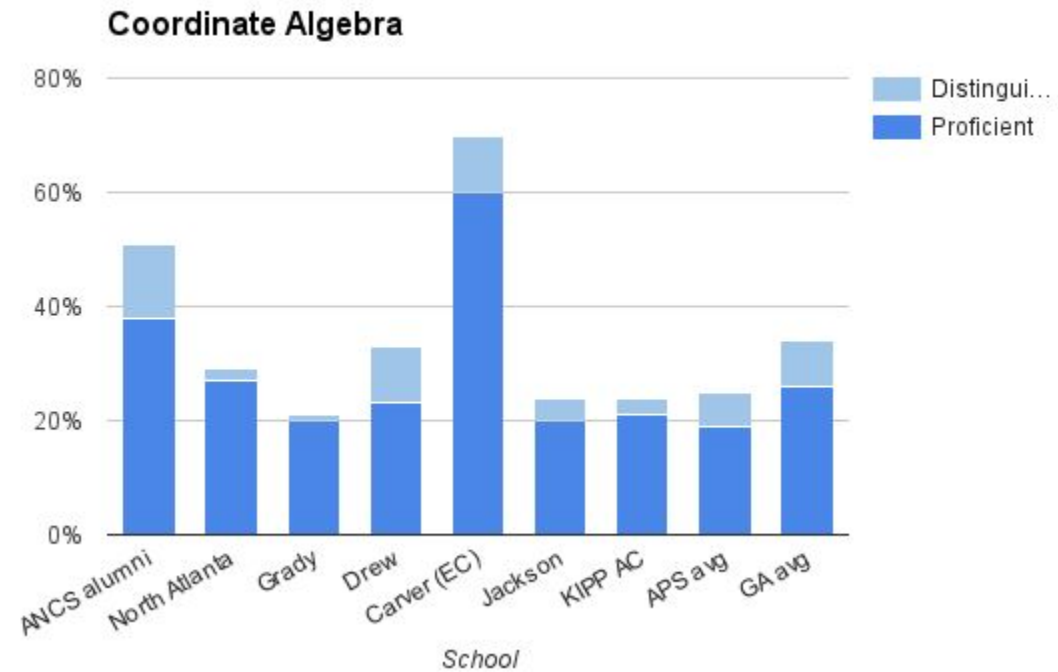
Spring 2015 High School Enrollment for ANCS Alumni in APS

<i>School</i>	<i># of Students Enrolled</i>	<i>School</i>	<i># of Students Enrolled</i>
Alonzo Crim Open Campus	1	G. W. Carver School of Health Sciences	1
Benjamin E. Mays High School	5	G. W. Carver School of Technology	2
BEST Middle / High School Academy	1	Henry W. Grady High School	14
Booker T. Washington High School	1	KIPP Atlanta Collegiate Charter School	3
Charles R. Drew Charter JR & SR Academy	2	Maynard Jackson High School	91
Coretta Scott King Women's Academy	1	North Atlanta High School	8
D. M. Therrell High School	1	South Atlanta Computer Animation Design	1
G. W. Carver High School Early College	5	South Atlanta Health & Medical Sciences	2
G. W. Carver School of Arts	1	TOTAL STUDENTS	140

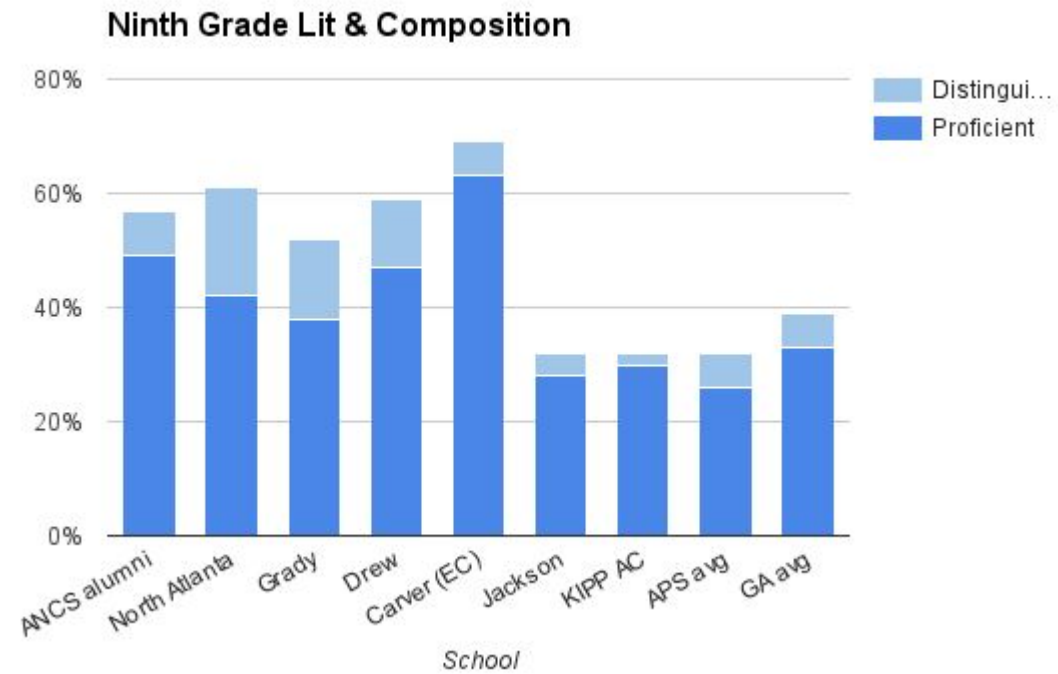
ANCS Alumni Performance Comparison

- The next several slides compare the performance of ANCS alumni on each spring 2015 EOC Milestones to the performance of students at the following schools:
 - *Top three highest-performing high schools on each test (including Carver Early College, a selective admissions school)*
 - *Both APS charter high schools*
 - *Maynard Jackson High School - majority of ANCS alumni enrolled here*
 - *APS and Georgia average*
- Comparison is based on the percentage of students at the proficient/distinguished levels of each test (there is also a “developing” category which is also considered a passing score on each test)

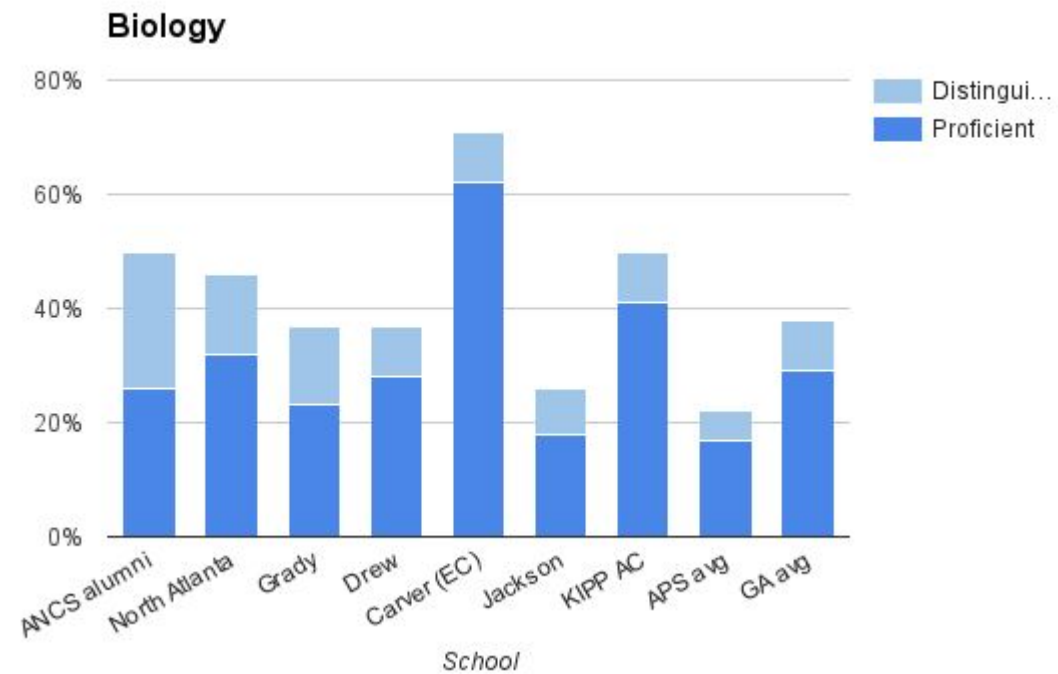
Coordinate Algebra - spring 2015



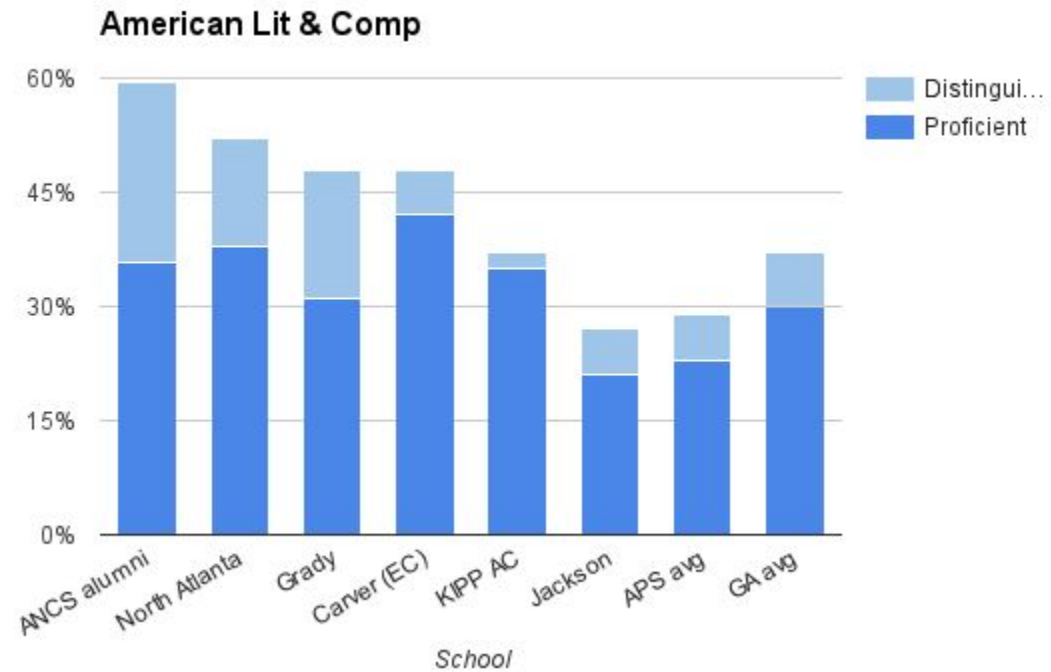
9th Grade Lit & Comp - spring 2015



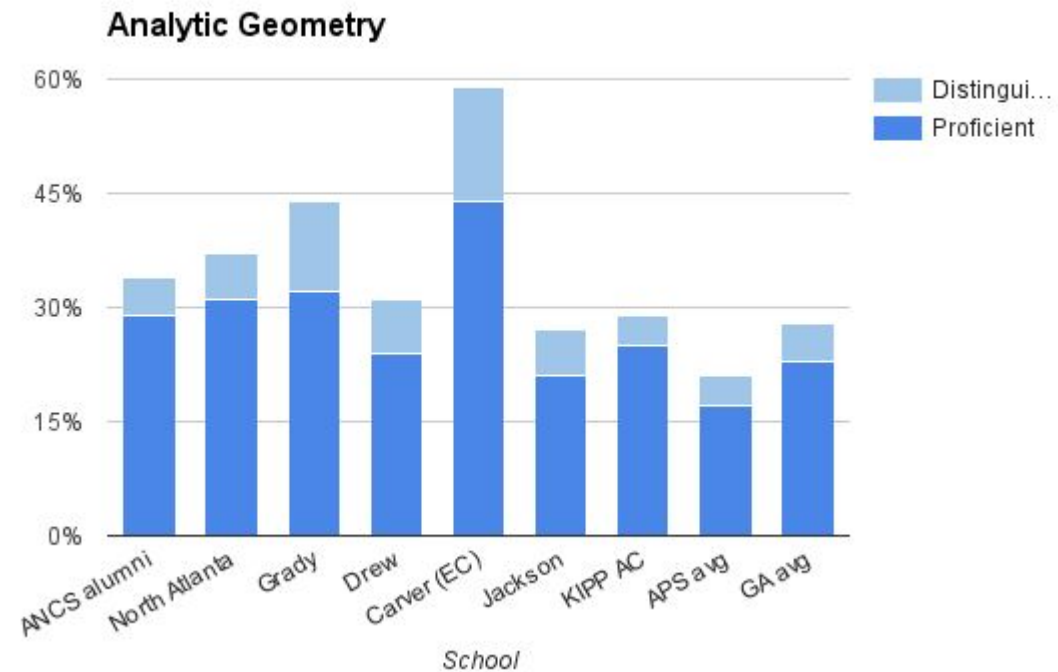
Biology - spring 2015



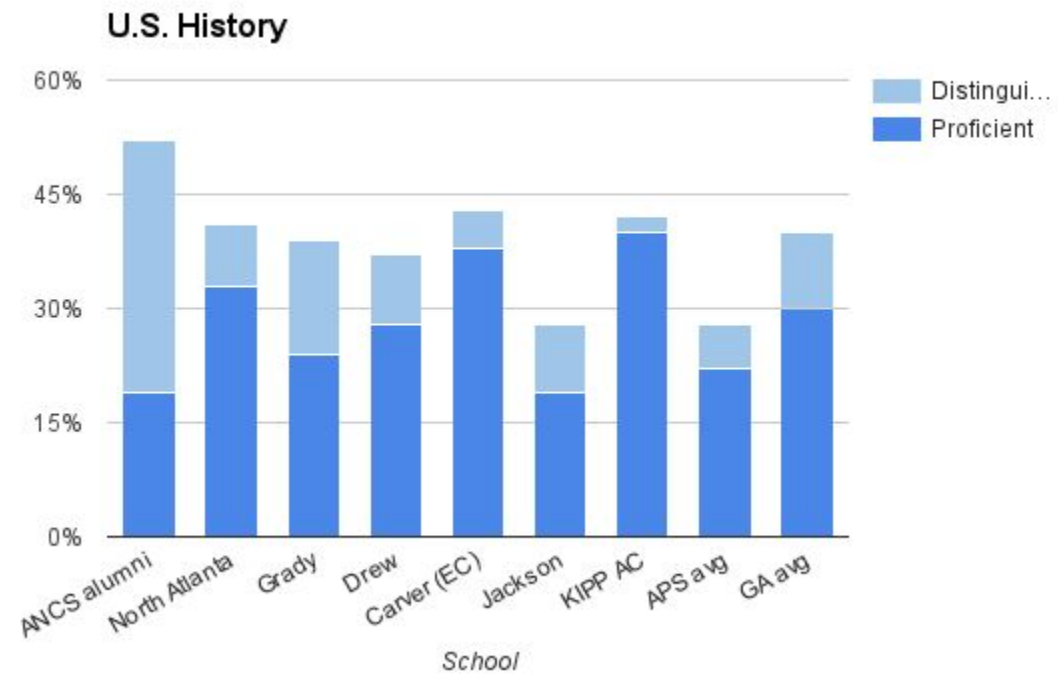
American Lit & Comp - spring 2015



Analytic Geometry - spring 2015



U.S. History - spring 2015



Performance of ANCS alumni at MJHS

Content Area	ANCS alumni at MJHS		MJHS overall	
	<i>Proficient</i>	<i>Distinguished</i>	<i>Proficient</i>	<i>Distinguished</i>
American Literature & Composition	24%	43%	21%	6%
Analytic Geometry	33%	6%	12%	3%
Biology	24%	38%	18%	8%
Coordinate Algebra	40%	20%	20%	4%
Ninth Grade Literature & Composition	49%	11%	28%	4%
United States History	19%	57%	19%	9%



March 2016 Fund Development Report

Annual Campaign Numbers:

Month of receipt: February 2016

Received this month: \$5771.14

Total received to date: \$89, 784.40

Count of donations: 522 Thank you letters sent: 157

Activities:

We have finalized a date for a major donor/sponsor recognition party at Eventide on Sunday, May 15. Mi Cocina will be donating food for the event. Lori Howard will include a “save the date” with thank you letters for all our sponsors. We will add this to the ANCS calendar and contact donors/parents at the \$1000 level and up in early April with invitations. We listed it as an upcoming event in the Gather and Grow newsletter.

Several members of the fund development committee were actively involved with auction planning, so the committee did not meet this month. We will meet in late March/early April for our next meeting. Agenda items will include planning annual campaign week, auction follow up, and reviewing/tracking campaign numbers.

Other Outreach/Communication: A third newsletter/e-blast was sent to the ANCS community on March 1. The ANCS auction was the main focus of the newsletter. Another newsletter is planned for early May to kick off annual campaign week (May 9-13).



The new ANCS promotional video is ready and we are discussing the best time to premiere it (possibly the day that auction numbers are announced or during annual campaign week).

Auction Update: The auction was held on March 5, 2016. Thank you to Lori Howard, Kelley Klein, Kelli Dyer and Kari Lovell for all the hard work and planning. Thanks also to all the other staff and parents who were involved. We had over 100 volunteers working on the event. Final numbers aren't available yet but should be by the end of the month (details on all the expenses are not in yet, and families can still purchase ANCS cookbooks). We know our rough gross income through tickets and credit card usage the night of the event is over \$100,000.

Other news/External fundraising: We've been invited to apply for additional funding for CREATE from the R.H. Dobbs Foundation and Belk Foundation. Both of these foundations already contribute to CREATE, but have said they would be open to supporting it further. We'll find out in April/May as to whether their boards will award us additional money.





March 2016 Fund Development Report

Activities:

We have finalized a date for a major donor/sponsor recognition party at Eventide on Sunday, May 15. Mi Cocina will be donating food for the event. Lori Howard will include a “save the date” with thank you letters for all our sponsors. We will add this to the ANCS calendar and contact donors/parents at the \$1000 level and up in early April with invitations. We listed it as an upcoming event in the Gather and Grow newsletter.

Several members of the fund development committee were actively involved with auction planning, so the committee did not meet this month. We will meet in late March/early April for our next meeting. Agenda items will include planning annual campaign week, auction follow up, and reviewing/tracking campaign numbers.

Other Outreach/Communication: A third newsletter/e-blast was sent to the ANCS community on March 1. The ANCS auction was the main focus of the newsletter. Another newsletter is planned for early May to kick off annual campaign week (May 9-13).

The new ANCS promotional video is ready and we are discussing the best time to premiere it (possibly the day that auction numbers are announced or during annual campaign week).



Auction Update: The auction was held on March 5, 2016. Thank you to Lori Howard, Kelley Klein, Kelli Dyer and Kari Lovell for all the hard work and planning. Thanks also to all the other staff and parents who were involved. We had over 100 volunteers working on the event. Final numbers aren't available yet but should be by the end of the month (details on all the expenses are not in yet, and families can still purchase ANCS cookbooks). We know our rough gross income through tickets and credit card usage the night of the event is over \$100,000.

Other news/External fundraising: We've been invited to apply for additional funding for CREATE from the R.H. Dobbs Foundation and Belk Foundation. Both of these foundations already contribute to CREATE, but have said they would be open to supporting it further. We'll find out in April/May as to whether their boards will award us additional money.

