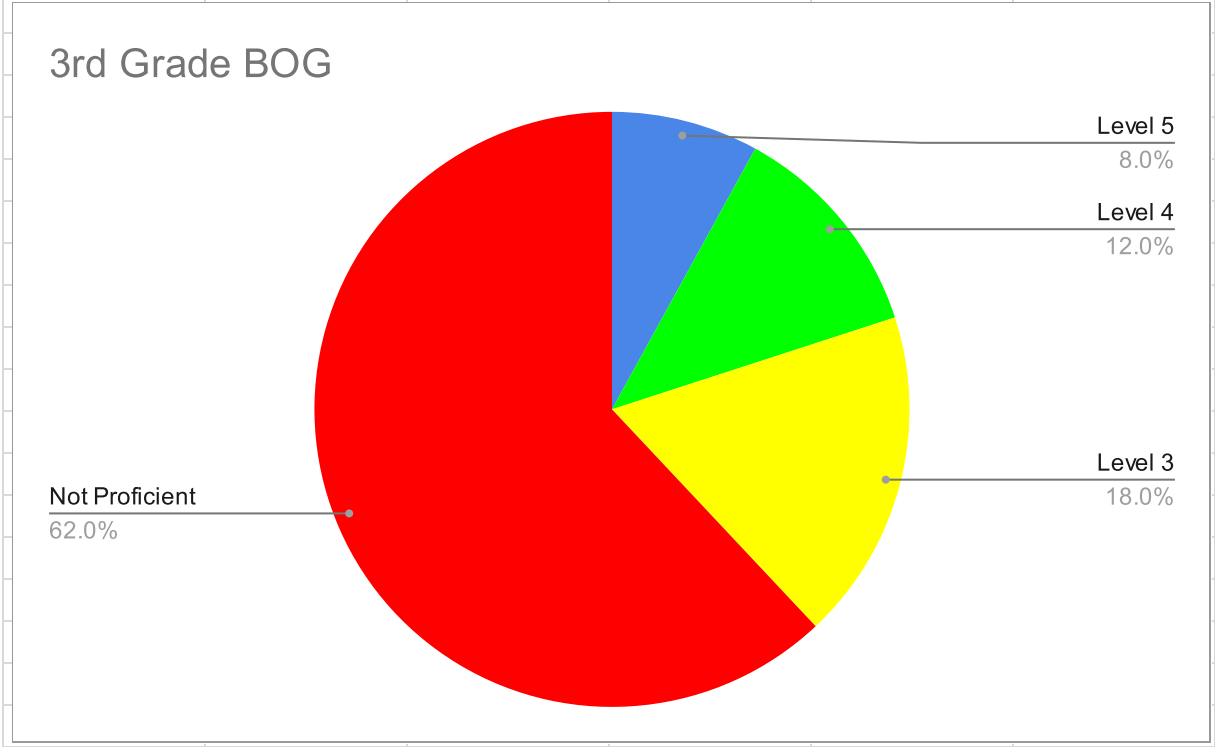


3rd Grade BOG					
READING	Total Number of Students	Level 5	Level 4	Level 3	Not Proficient
3	50	8%	12%	18%	62%

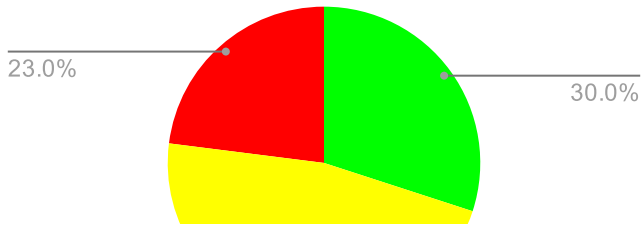






BOY Math Diagnostic								
MATH	Total Number of Students	% Students Mid or Above Grade Level	% Students Early On Grade Level	% Students One Grade Level Below	% Students Two Grade Levels Below	% Students Three or More Grade Levels Below		
K	44	9%	16%	75%	0%	0%		
1	45	7%	11%	71%	11%	0%		
2	46	11%	13%	48%	28%	0%		
3	49	8%	18%	59%	10%	4%		
4	47	11%	19%	49%	11%	11%		
5	43	21%	23%	28%	16%	12%		
6	50	10%	34%	30%	12%	14%		
7	49	39%	29%	16%	4%	12%		
8	42	12%	26%	29%	10%	24%		
<b>Average</b>	415	<b>14%</b>	<b>21%</b>	<b>47%</b>	<b>11%</b>	<b>9%</b>		
		<b>30%</b>		<b>47%</b>	<b>23%</b>			
<b>Average</b>		17%	25%	35%	11%	13%		
<b>3-8 BOY Testing</b>		<b>42%</b>		<b>35%</b>	<b>23%</b>		<b>EOG/EOC Tested Grades</b>	


BOY Math Diagnostic



Grade	EC		504
K			
1			
2			
3			
4			
5			

BOY Reading Diagnostic						
READING	Total Number of Students	% Students Mid or Above Grade Level	% Students Early On Grade Level	% Students One Grade Level Below	% Students Two Grade Levels Below	% Students Three or More Grade Levels Below
<b>K</b>	44	9%	32%	59%	0%	0%
<b>1</b>	45	4%	9%	78%	9%	0%
<b>2</b>	46	11%	28%	43%	17%	0%
<b>3</b>	49	33%	27%	14%	22%	4%
<b>4</b>	47	34%	13%	36%	6%	11%
<b>5</b>	43	36%	19%	26%	7%	12%
<b>6</b>	50	38%	22%	16%	8%	16%
<b>7</b>	49	39%	29%	16%	4%	12%
<b>8</b>	42	37%	27%	17%	5%	15%
<b>Average</b>	415	<b>26%</b>	<b>33%</b>	<b>34%</b>	<b>4%</b>	<b>8%</b>
		<b>37%</b>		<b>38%</b>	<b>15%</b>	
<b>Average</b>		36%	23%	21%	9%	12%
<b>3-8 BOY Testing</b>		<b>59%</b>		<b>21%</b>	<b>20%</b>	
<b>Testing Accom</b>						
0						
0						
7						
6						
14						
13						
						<b>EOG/EOC Tested Grades</b>

					6			
					7			
					8			
					<b>Totals</b>	<b>0</b>		<b>0</b>



47.0%

13							
6							
10							
<b>69</b>							

EOY Math Diagnostic								
MATH	Total Number of Students (EC/504)	% Students Mid or Above Grade Level	% Students Early On Grade Level	% Students One Grade Level Below	% Students Two Grade Levels Below	% Students Three or More Grade Levels Below		READING
K								K
1								1
2								2
3								3
4								4
5								5
6								6
7								7
8								8
<b>Average</b>		32%	#DIV/0!	#DIV/0!	#DIV/0!	#DIV/0!		<b>Average</b>
	Change from MOY							
	Change from BOY							
*								
					Grade	504	EC	Testing Accom
					K			
					1			
					2			
					3			
					4			
					5			
					6			
					7			





					<b>8</b>			
					<b>Totals</b>			





### EOY Reading Diagnostic

Total Number of Students (EC/504)	% Students Mid or Above Grade Level	% Students Early On Grade Level	% Students One Grade Level Below	% Students Two Grade Levels Below	% Students Three or More Grade Levels Below
	<b>#DIV/0!</b>	<b>#DIV/0!</b>	<b>#DIV/0!</b>	<b>#DIV/0!</b>	<b>#DIV/0!</b>
Change from MOY					
Change from BOY					
<b>% Passing</b>					

				<b>3rd</b>				
				<b>4th</b>				
				<b>5th</b>				
				<b>6th</b>				
				<b>7th</b>				
				<b>8th</b>				
				<b>Average</b>				

