



Academic and School Performance Committee Meeting September 11, 2023

Presenter
K. C. Revere, Principal

Academic Performance

- ❑ WriteScore
 - ❑ Administered week of August 21st
- ❑ GMAS school wide content mastery comparisons

NWEA MAP:administration begins the week of September 11th

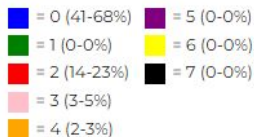
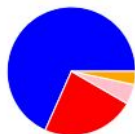


Write Score Comparison Data: 2022 vs 2023

3rd Grade Diagnostic

STUDENTS RECEIVING EACH SCORE

(# students - %)



GRADE LEVEL AVERAGES

0.75 / 7 RAW SCORE

0.38 / 4 Idea Dev, Org, & Coherence

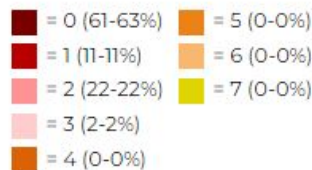
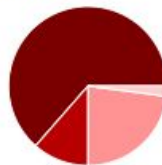
0.37 / 3 Language Usage and Conventions

2022

2023

STUDENTS RECEIVING EACH SCORE

(# students - %)



GRADE LEVEL AVERAGES

0.64 / 7 RAW SCORE

0.36 / 4 Idea Dev, Org, & Coherence

0.27 / 3 Language Usage and Conventions



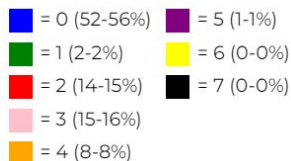
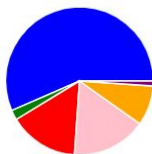
Write Score Comparison Data: 2022 vs 2023

3rd Grade End of the Year vs. Diagnostics

EOY 2023

STUDENTS RECEIVING EACH SCORE

(# students - %)



GRADE LEVEL AVERAGES

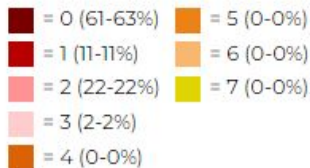
1.22 / 7 RAW SCORE

0.7 / 4 Idea Dev, Org, & Coherence

0.52 / 3 Language Usage and Conventions

STUDENTS RECEIVING EACH SCORE

(# students - %)



GRADE LEVEL AVERAGES

0.64 / 7 RAW SCORE

0.36 / 4 Idea Dev, Org, & Coherence

0.27 / 3 Language Usage and Conventions

Diagnostic 2023

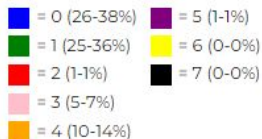
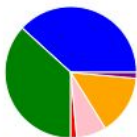


Write Score Comparison Data: 2022 vs 2023

4th Grade Diagnostic

STUDENTS RECEIVING EACH SCORE

(# students - %)



GRADE LEVEL AVERAGES

1.28 / 7 RAW SCORE

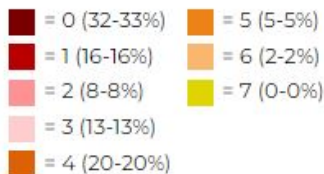
0.81 / 4 Idea Dev, Org, & Coherence

0.47 / 3 Language Usage and Conventions

2022

STUDENTS RECEIVING EACH SCORE

(# students - %)



2023

GRADE LEVEL AVERAGES

1.96 / 7 RAW SCORE

1.14 / 4 Idea Dev, Org, & Coherence

0.82 / 3 Language Usage and Conventions

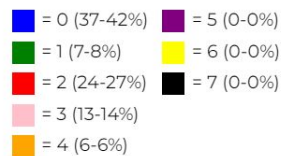
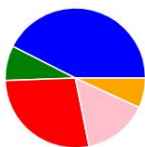


Write Score Comparison Data: 2022 vs 2023

4th Grade End of the Year vs. Diagnostics

EOY 2023

STUDENTS RECEIVING EACH SCORE
(# students - %)



GRADE LEVEL AVERAGES

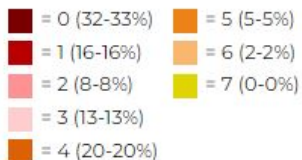
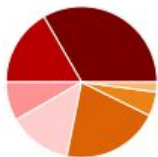
1.36 / 7 RAW SCORE

0.68 / 4 Idea Dev, Org, & Coherence

0.68 / 3 Language Usage and Conventions

STUDENTS RECEIVING EACH SCORE

(# students - %)



GRADE LEVEL AVERAGES

1.96 / 7 RAW SCORE

1.14 / 4 Idea Dev, Org, & Coherence

0.82 / 3 Language Usage and Conventions

Diagnostic 2023

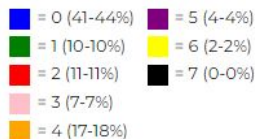
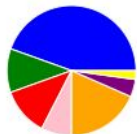


Write Score Comparison Data: 2022 vs 2023

5th Grade Diagnostic

STUDENTS RECEIVING EACH SCORE

(# students - %)



GRADE LEVEL AVERAGES

1.66 / 7 **RAW SCORE**

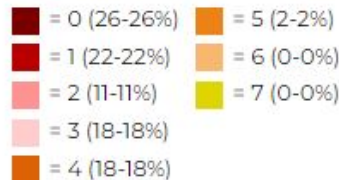
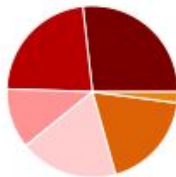
0.89 / 4 Idea Dev, Org, & Coherence

0.77 / 3 Language Usage and Conventions

2022

STUDENTS RECEIVING EACH SCORE

(# students - %)



2023

GRADE LEVEL AVERAGES

1.86 / 7 **RAW SCORE**

0.92 / 4 Idea Dev, Org, & Coherence

0.94 / 3 Language Usage and Conventions



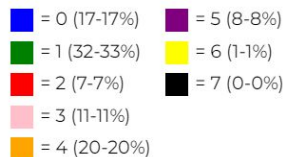
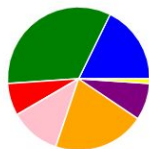
Write Score Comparison Data: 2022 vs 2023

5th Grade End of the Year vs. Diagnostics

EOY 2023

STUDENTS RECEIVING EACH SCORE

(# students - %)



GRADE LEVEL AVERAGES

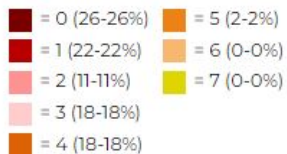
2.14 / 7 RAW SCORE

1.16 / 4 Idea Dev, Org, & Coherence

0.98 / 3 Language Usage and Conventions

STUDENTS RECEIVING EACH SCORE

(# students - %)



GRADE LEVEL AVERAGES

1.86 / 7 RAW SCORE

0.92 / 4 Idea Dev, Org, & Coherence

0.94 / 3 Language Usage and Conventions

Diagnostic 2023

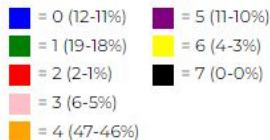


Write Score Comparison Data: 2022 vs 2023

6th Grade Diagnostic

STUDENTS RECEIVING EACH SCORE

(# students - %)



GRADE LEVEL AVERAGES

3.05 / 7 RAW SCORE

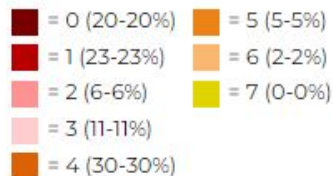
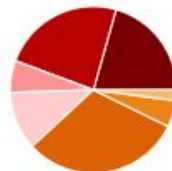
1.63 / 4 Idea Dev, Org, & Coherence

1.42 / 3 Language Usage and Conventions

2022

STUDENTS RECEIVING EACH SCORE

(# students - %)



2023

GRADE LEVEL AVERAGES

2.32 / 7 RAW SCORE

1.28 / 4 Idea Dev, Org, & Coherence

1.04 / 3 Language Usage and Conventions

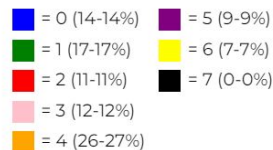


Write Score Comparison Data: 2022 vs 2023

6th Grade End of the Year vs. Diagnostics

EOY 2023

STUDENTS RECEIVING EACH SCORE
(# students - %)



GRADE LEVEL AVERAGES

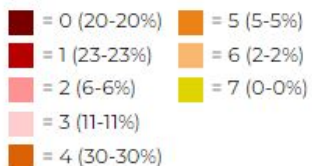
2.77 / 7 RAW SCORE

1.56 / 4 Idea Dev, Org, & Coherence

1.21 / 3 Language Usage and Conventions

STUDENTS RECEIVING EACH SCORE

(# students - %)



GRADE LEVEL AVERAGES

2.32 / 7 RAW SCORE

1.28 / 4 Idea Dev, Org, & Coherence

1.04 / 3 Language Usage and Conventions

Diagnostic 2023

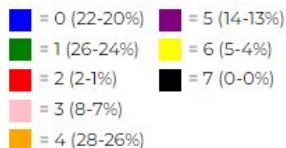


Write Score Comparison Data: 2022 vs 2023

7th Grade Diagnostic

STUDENTS RECEIVING EACH SCORE

(# students - %)



GRADE LEVEL AVERAGES

2.53 / 7 RAW SCORE

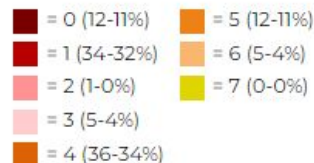
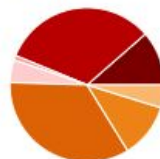
1.39 / 4 Idea Dev, Org, & Coherence

1.14 / 3 Language Usage and Conventions

2022

STUDENTS RECEIVING EACH SCORE

(# students - %)



2023

GRADE LEVEL AVERAGES

2.71 / 7 RAW SCORE

1.54 / 4 Idea Dev, Org, & Coherence

1.17 / 3 Language Usage and Conventions



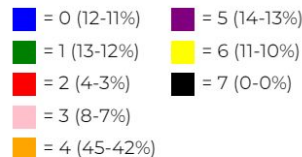
Write Score Comparison Data: 2022 vs 2023

7th Grade End of the Year vs. Diagnostics

EOY 2023

STUDENTS RECEIVING EACH SCORE

(# students - %)



GRADE LEVEL AVERAGES

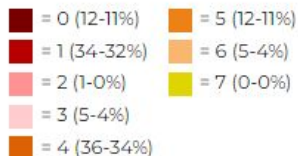
3.37 / 7 RAW SCORE

1.73 / 4 Idea Dev, Org, & Coherence

1.64 / 3 Language Usage and Conventions

STUDENTS RECEIVING EACH SCORE

(# students - %)



GRADE LEVEL AVERAGES

2.71 / 7 RAW SCORE

1.54 / 4 Idea Dev, Org, & Coherence

1.17 / 3 Language Usage and Conventions

Diagnostic 2023

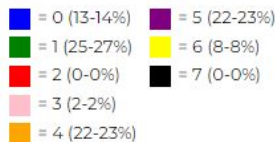


Write Score Comparison Data: 2022 vs 2023

8th Grade Diagnostic

STUDENTS RECEIVING EACH SCORE

(# students - %)



GRADE LEVEL AVERAGES

3.01 / 7 RAW SCORE

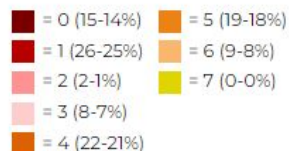
1.77 / 4 Idea Dev, Org, & Coherence

1.24 / 3 Language Usage and Conventions

2022

STUDENTS RECEIVING EACH SCORE

(# students - %)



2023

GRADE LEVEL AVERAGES

2.88 / 7 RAW SCORE

1.61 / 4 Idea Dev, Org, & Coherence

1.27 / 3 Language Usage and Conventions



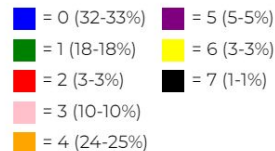
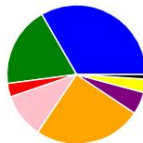
Write Score Comparison Data: 2022 vs 2023

8th Grade End of the Year vs. Diagnostics

EOY 2023

STUDENTS RECEIVING EACH SCORE

(# students - %)



GRADE LEVEL AVERAGES

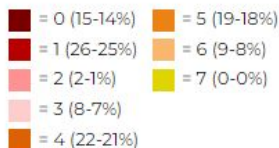
2.08 / 7 **RAW SCORE**

1.1 / 4 Idea Dev, Org, & Coherence

0.98 / 3 Language Usage and Conventions

STUDENTS RECEIVING EACH SCORE

(# students - %)



GRADE LEVEL AVERAGES

2.88 / 7 **RAW SCORE**

1.61 / 4 Idea Dev, Org, & Coherence

1.27 / 3 Language Usage and Conventions

Diagnostic 2023



Writing: Goals and Initiatives

Goals

- ❑ Increase raw score for grades K-8 to 3.0/7.0
- ❑ Decrease the number of students submitting scoring 0 by 50% in grades 3 - 8 |

Initiatives

- ❑ Direct writing instruction in Social Studies content classes for grades 2-8.
- ❑ Implementation of Math Journals and STEM Journals to increase writing opportunities with specific feedback.
- ❑ Monthly Writing Camp during Saturday Schools (October 2023 - April 2024).



Coming Soon...

- ❑ Super September Saturday Academy
 - ❑ September 16th, 23rd, 30th
 - ❑ Intensive Academic Support
 - ❑ Initiative to address learning needs for students that did not pass GMAS Spring and did not retest or did not pass retest

- ❑ October 2023
 - ❑ Saturday Academy (14th, 21st, 28th)
 - ❑ Tutorial (18th)
 - ❑ Wednesdays only
 - ❑ 3:45 pm - 4:45 pm

**Correction: Annual Title I
Night/Curriculum Night will be held
Wednesday, September 20th at 4:30 pm**

