



## California Online Public Schools (CalOPS) Board Meeting Agenda

**DATE:** Tue October 25th, 2022

**TIME:** 3:30pm - 5:30pm PDT

**GROUPS:** Board, Board Meeting Invited Guests, PVS Support Team

CalCA North Bay School Phone: (707) 232-5470 School Fax: (707) 987-5570

CalCA Central Valley School Phone: (559) 571-2300 School Fax: (559) 746-0497

CalCA Central Coast School Phone: (661) 230-9820 School Fax: (661) 568-0053

CalCA Monterey Bay School Phone: (831) 200-1006 School Fax: (831) 401-2669

CalCA Northern California School Phone: (209) 253-1208 School Fax: (209) 253-0406

CalCA Southern California School Phone: (949) 461-1667 School Fax: (949) 240-7895

**Teleconference: 800-504-8071 Access Code: 843-8063#**

This meeting is open to the public in person and via teleconference. For information about this meeting or for members of the public who require special accommodations to attend, contact the school offices: Bernie Jamero at (209) 253-1208 or Deborah Larson at (949) 461-1667 at least 24 hours prior to the meeting. The Board packet can be made available for public review by contacting the school offices prior to the Board meeting in compliance with California open meeting law.

### I. **Call to Order – E. Pavlich**

---

### II. **Roll Call – E. Pavlich**

---

### III. **Review and Consideration of Board Member Candidate: Eric Wickliffe (attached) – E. Pavlich**

[Eric's Therapist Resume.pdf](#)

[Wick's Security Resume.pdf](#)

### IV. **Public Comment**

---

The Board welcomes participation by the members of the public telephonically. To address an item on the agenda, before the scheduled start of the meeting, an individual must write their name and a short description of the agenda item on which they wish to comment on the card provided and submit this to the Chair, along with any materials they want to have distributed to Board. Individuals who wish to address the Board telephonically must contact the School Leader by phone or by email at least twenty four (24) hours before the scheduled start of the Board meeting. If the individual wants to provide any written materials to the Board, these should be emailed to the School Leader at least twenty-four (24) hours before the scheduled start of the meeting.

The total time for any individual to present, either in person or via telephone, on an item on the agenda shall not exceed three (3) minutes, or six (6) minutes if the individual requesting to comment is a non English speaker and requires a translator, unless the Board grants additional time. However, in compliance with Board policy and the Brown Act, the Board is not permitted to discuss or take action on non-agenda items.

Individuals desiring to make a formal presentation to the Board on an item not on the agenda but desiring it be placed on the agenda must provide notice and written submissions detailing the subject of the presentation to the School Leader at least fourteen (14) days prior to the meeting. Any such presentations shall not exceed fifteen (15) minutes in duration, unless otherwise permitted by the Chair.

To view the Board Public Comment Policy, visit the school's "Governance" page at <https://www.connectionsacademy.com/california-online-school/about/school-board>.

## V. Routine Business

---

### a. Approval of Agenda – E. Pavlich

## VI. Oral Reports

---

### a. Superintendent's Report (MSRs attached) – R. Savage

[California Connections Academy Central Coast.pdf](#)

[California Connections Academy Central Valley.pdf](#)

[California Connections Academy Monterey Bay.pdf](#)

[California Connections Academy North Bay.pdf](#)

[California Connections Academy Southern California.pdf](#)

[California Connections Academy Northern California.pdf](#)

1. General School Updates
2. Enrollment and Staffing Update

### b. Principals' Reports (attached)

[\\_ CalCA Principals' Report October 22-23.pdf](#)

1. Elementary School – M. White
2. Middle School – H. Tamayo
3. High School – K. Mannix

c. **CalCA Financial Report (attached) – L. Carter**

[Financial Report CalCA October 2022.docx \(1\).pdf](#)

1. Consolidated Financial Report (attached)

[California Online Public Schools Sept 2022 Financials.pdf](#)

2. CalCA Central Coast Financial Report (attached)

[Central Coast September 2022 Close File Board.pdf](#)

3. CalCA Central Valley Financial Report (attached)

[Central Valley Sep 2022 Close Board.pdf](#)

4. CalCA Monterey Bay Financial Report (attached)

[CalMB September 2022 Close File Board.pdf](#)

5. CalCA North Bay Financial Report (attached)

[North Bay September 2022 Close File Board.pdf](#)

6. CalCA Northern California Financial Report (attached)

[NorCal September 2022 Close File Board.pdf](#)

7. CalCA Southern California Financial Report (attached)

[SoCal September 2022 Close File Board.pdf](#)

8. Fall One Reporting Update

9. Audit Update

d. **Introduction of Dan Hertzler, Director of Business Services - D. Hertzler**

VII. **Consent Items**

---

a. **Approval of Minutes from the September 27, 2022 Board Meeting (attached)**

[CalOPS Meeting Minutes -220927\\_For Board Review.pdf](#)

b. **Approval of Staffing Report (attached)**

[CalOPS Board Report\\_10.2022.pdf](#)

[Jodie Huber Resume.pdf](#)

[Chamberlain, Joshua Resume.pdf](#)

[Bautista, Lizeth Resume.pdf](#)  
[Diane Wilde Resume.pdf](#)  
[Williams, Cassie Resume.pdf](#)  
[Britney Miller Resume.pdf](#)  
[Guerra, Cierra Resume.pdf](#)

c. **Approval of Pearson Invoice(s) (attached)**

[SoCal September 2022 Invoice and Support.pdf](#)  
[Central Valley Sep 2022 Inv & Support.pdf](#)  
[NorCal September 2022 Invoices and Support.pdf](#)  
[NORTHB~1.PDF](#)  
[CENTRA~1.PDF](#)  
[CalMB September 2022 Invoice and Support.pdf](#)

d. **Approval of California Schools 22-23 Parent Policy and Compact (attached)**

[California Schools 2223 Parent Policy and Compact 10.11.2022.pdf](#)

## VIII. **Action Items**

---

a. **Consideration and Approval of Compensation Plan Changes - R. Savage**

b. **Approval of Revised Budget(s) (attached) – L. Carter**

[Central Coast Proposed Budget FY2023.pdf](#)  
[SoCal Proposed Budget FY2023.pdf](#)  
[Central Valley Proposed Budget FY 2023.pdf](#)  
[NorCal Proposed Budget FY2023.pdf](#)  
[North Bay Proposed Budget FY2023.pdf](#)  
[CalMB Proposed Budget FY2023.pdf](#)

c. **Approval of Revised Teacher Assignment Policy (attached) - D. Hertzler**

[CalCA Agreement to Teach Departmentalized Subjects under EC §44258.7\(c\)\(d\).docx.pdf](#)  
[Teacher Assignment Policy Under EC §§44258.7\(c\)\(d\).docx.pdf](#)  
[Assignment Options for CalCA 22-23 - revised.docx.pdf](#)

## IX. **Information Items**

- 
- a. **State Accountability Update – L. Dombek**
  - b. **Legislative Update (attached) – R. Romero / D. Hertzler**  
[Policy Report for October CalCA Board Meeting 20221025.pdf](#)
  - c. **School Success Partner (SSP) Update – L. Johnson**
  - d. **Academic Success Partner (ASP) Update – M. Brown**
  - e. **Sponsoring District(s) Update – R. Savage**
  - f. **Board Relations Update**
    - 1. Boardable Feedback and Planning - T. Snyder

X. **CLOSED SESSION – Brown Act; California Gov’t Code §54956.9:  
CONFERENCE WITH LEGAL COUNSEL-- ANTICIPATED LITIGATION.  
Significant exposure to litigation pursuant to paragraph (2) of  
subdivision (d) of Section 54956.9: One potential case – R. Savage/R.  
Romero**

---

XI. **Adjournment and Confirmation of the Next Meeting on Tuesday,  
December 6, 2022 at 3:30 pm PT**

---

Eric Wickliffe Jr.

9423 Reseda Blvd. Apt. 230, Northridge, CA 91324

(661) 674-7949

ewickliffejr@gmail.com

---

- Areas of Specialty**
- Mental Health
  - Case Management
  - Advocating for Clients
  - Psychosocial Assessments
  - Linking to Community Resources
  - Program Development
- 

- Education**
- Master of Social Work** *August, 2012 – May, 2015*  
*California State University, Northridge, Northridge, California*
- Bachelor of Arts in Psychology** *August, 2004 - December, 2008*  
*California State University, Northridge, Northridge, California*
- 

- Experience**
- Pacific Lodge Youth Services, Woodland Hills, California** *September, 2015 - Present*  
***Residential Therapist, Outpatient Therapist***
- Under clinical supervision, provides weekly psychotherapy in a residential setting for juveniles on probation as well as to their families, completes bio-psycho-social assessments, and develops treatment plans
  - Collaborates with residents multidisciplinary treatment team; probation officer, psychiatrist, case manager, DCFS worker, teachers, residential staff, and substance abuse counselor
  - Establishes discharge plans and deliver aftercare services for continuity of care to juveniles and their families
  - Utilizes Cognitive Behavioral Therapy (CBT) techniques to assist clients with transitioning back into their home as well as communities
  - Provides weekly psychotherapy in outpatient settings to children and adolescents dealing with depression, anxiety, oppositional defiant disorder, ADHD, PTSD, and bipolar disorder
  - Conducts psychosocial assessments for children, adolescents, and young adults to identify risk areas, and coordinate treatment plans for clients within the Los Angeles county
  - Gathers as well as documents information pertaining to client care coordination plans, initial assessments, and progress notes per DMH standards
- Tarzana Treatment Centers, Lancaster, California** *October, 2011 - September, 2015*  
***Facilitator, Child & Family Specialist***
- Provided therapeutic intervention services to children, adolescents, and adults using individual, family, and group treatment
  - Developed an individualized wraparound plans for children that included a clear needs statement, strength-based strategies, and outcomes that are measureable and specific
  - Worked with child and family teams to produce a crisis plan to ensure the safety of the child, family, and community
  - Linked clients and families to community resources and activities
  - Assisted clients with engaging in community activities
  - Advocated for clients during school IEPs and judicial hearings to promote proper participation
  - Promoted proper socialization and communication between clients, siblings, peers, school officials, and others within the community
  - Documented interactions with clients and community resources through Department of Mental Health documentation
  - Counseled individuals, families, and groups as well as provided 24-hour crisis intervention.
  - Followed guidelines pertaining to confidential information established by HIPAA
- Pacific Lodge Youth Services, Woodland Hills, California** *March, 2010 - September, 2011*  
***Youth Counselor, Activities Liaison, School Liaison***
-

- Supervised and observed residents individually as well as in group settings in order to ensure a safe environment throughout the facility
- Recorded all required incidents and events in an official log
- Completed special incident reports based off inappropriate behaviors that lead to verbal and physical altercations
- Followed all guidelines pertaining to confidential information established by Health Insurance Portability and Accountability Act (HIPAA)
- Maintained all safety procedures in regards to transporting residents
- De-escalated residents in order to ensure safety and avoid verbal and physical altercations
- Linked residents to community-based substance abuse prevention counseling

## Community Internships

**Antelope Valley Youth Court**, Lancaster, California

*August, 2013 - May, 2014*

***Case Manager, Student Intern***

- Assessed youth for a wide variety of issues including school IEPs, mental illnesses, and social abilities
- Engaged in program development, advocated and developed a plan to add an in house mental health component to the youth court program
- Reinforced judicial mandates by monitoring and supporting youth throughout the youth court process
- Linked youth to substance abuse programs, mental health clinics, and community service opportunities
- Documented interactions with youth as well as family members on a weekly basis
- Participated in weekly supervision with an LCSW to review cases and explore additional opportunities to increase the efficacy of the youth court program
- Advocated for youth rights based on their ability to complete certain task

**Mental Health America**, Lancaster, California

*August, 2012 - May, 2013*

***Student Intern,***

- Assessed homeless community members for mental illnesses in order to determine their level of participation in the Homeless Assistance Program
- Coordinated personal service for outpatient mental health members
- Engaged in multiple agency meetings regarding the Crisis Prevention Committee
- Created an agency wide crisis prevention checklist to allow uniformity for agency personal and program members to respond to crisis
- Identified and addressed barriers as well as challenges affecting program members
- Assisted program members with establishing and managing goals
- Educated and guided program members on an array of different ways to utilize their coping techniques
- Linked program members to community resources as well as psychiatric medical assistance

**Judicial Internship Program**, Van Nuys, California

*February, 2007 - June, 2007*

***Student Intern***

- Reviewed judicial court cases with judges at the Van Nuys Courthouse
- Observed numerous court cases in family, criminal, and civil law
- Attended chamber meetings between judges and attorneys
- Enhanced my knowledge of how the judicial system works in California

**References available upon Request**

---

# ERIC WICKLIFFE

---

---

9423 Reseda Blvd. Apt#230, Northridge, CA 91324 ♦ (661) 674-7949 ♦ ewickliffejr@gmail.com

---

## SKILLS

---

- Interviewing
- Surveillance
- Search and Seizure
- Emergency Preparedness
- De-escalation Techniques
- Transportation
- Apprehension
- Arrest
- Motivational interviewing skills
- First-aid and CPR certified

---

## WORK HISTORY

---

**Parole Agent**, 02/2018 to Current

**Division Of Adult Parole Operations** – Lancaster, CA

Supervises parolees and works with parolees family as well as links parolees to other community service agencies.

Conducts investigations when parole violations or criminal behaviors are alleged which includes interviewing, surveillance, and search and seizure.

Apprehends and arrests parolees who are suspected of involvement in criminal activities or violations of parole. Identifies services for parolees who have identified needs in such areas as employment, housing, medical care, counseling, education, and social activities.

Arranges for and verifies release programs for about-to-be released adult offenders.

Participates in the screening of cases for placement in community correctional facilities.

Testifies in administrative hearings and judicial proceedings.

Provides information to other community agencies regarding specific parolees or the policy and procedures of the California Department of Corrections and Rehabilitation (CDCR).

Participates in the assessment of parolees risk to the community and the type of services required.

Makes recommendations to administrative paroling authority regarding case dispositions and prepares various types of reports and correspondence.

**Youth Correctional Counselor**, 10/2016 to 02/2018

**California Department Of Corrections And Rehabilitation** – Camarillo, CA

Supervised youthful offenders in their daily living and activity programs.



Utilized motivational interviewing to assist youth with identifying strengths as well as risk areas to support individualized treatment plans.

Maintained living unit custody and necessary discipline, which consist of verbal commands, and physical, mechanical, or chemical restraint of out-of-control youthful offenders.

Responded to emergencies, escapes, and disturbances as directed; develops and implements constructive activity programs for periods of time when youthful offenders are not in an academic or vocational work program.

Participated in large group counseling sessions on the living units conducted during work shift (Substance Abuse, Aggression Interruption Training, Advanced Practice).

Provided a planned, scheduled, casework program of individual and small group counseling for an assigned case load.

Communicated and coordinates with other facility staff regarding observations and conclusions resulting from work with assigned youthful offenders; prepares written progress evaluations, treatment summaries, and other reports required by the Department and the Youthful Offender Parole Board.

Implemented treatment plans developed by the treatment team to which assigned; Presents diagnostic and treatment information about assigned youthful offenders at scheduled case conferences.

---

## EDUCATION

---

**Master of Arts:** Social Work, 2015

**California State University, Northridge** - Northridge, CA

**Bachelor of Arts:** Psychology, 2008

**California State University, Northridge** - Northridge, CA

---

## CERTIFICATIONS

---

**Security Guard Card**

12/2020-12/2022

Registration Number: G6410076

**Exposed Firearm Carry Permit**

01/2021-01/2023

Weapons Permit Number: 2643846

# MONTHLY SCHOOL REPORT

California Connections Academy Central Coast & September 30, 2022

Currently Enrolled

122

Total YTD Enrolled

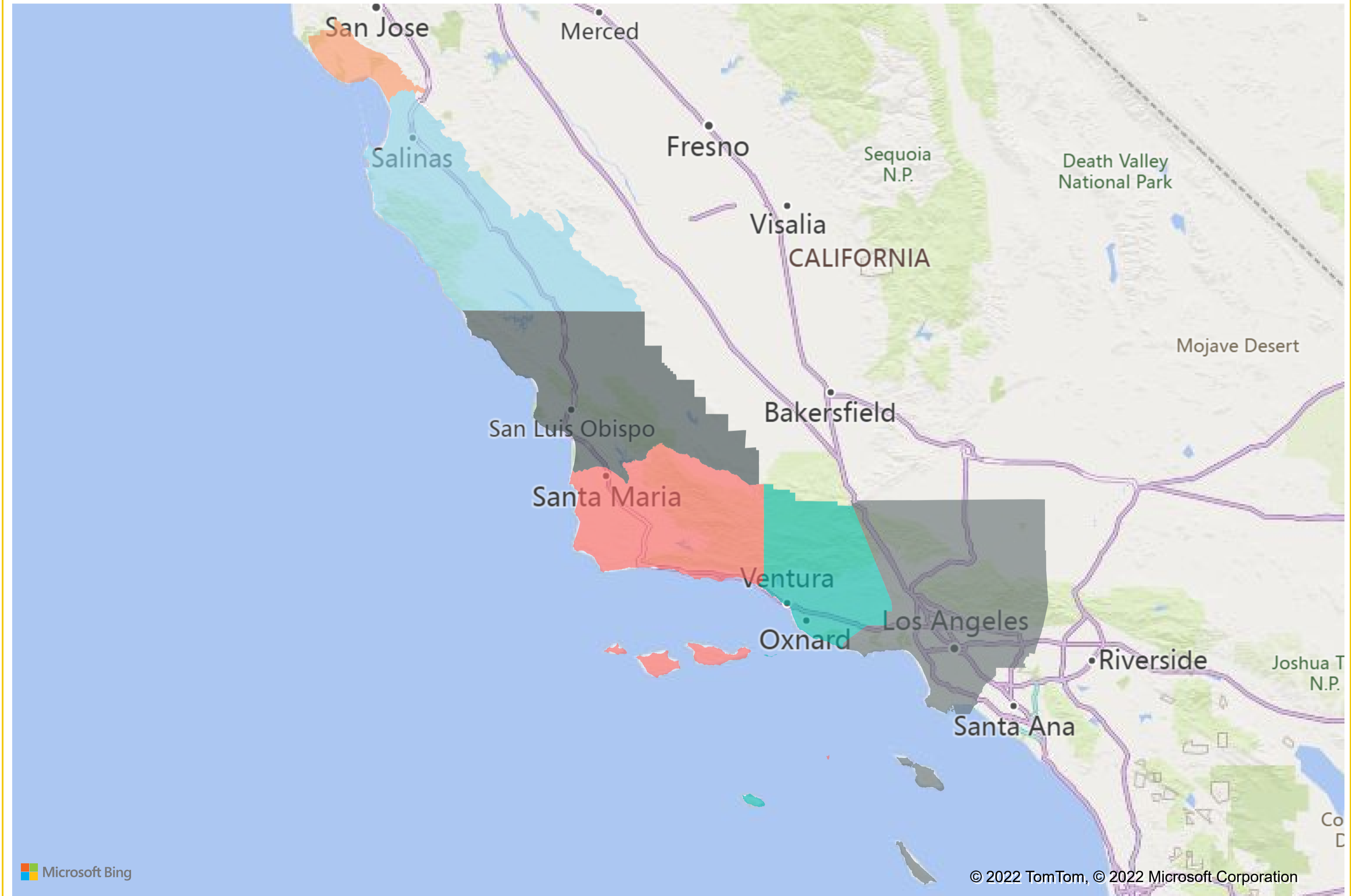
130

Enrollment Services Complete (Stage 4)

137

## Enrolled Students by County

countyGIS ● Ventura, CA ● San Luis Obispo, CA ● Santa Barbara, CA ● Los Angeles, CA ● Monterey, CA ● Santa Cruz, CA



# California Connections Academy Central Coast

September 30, 2022

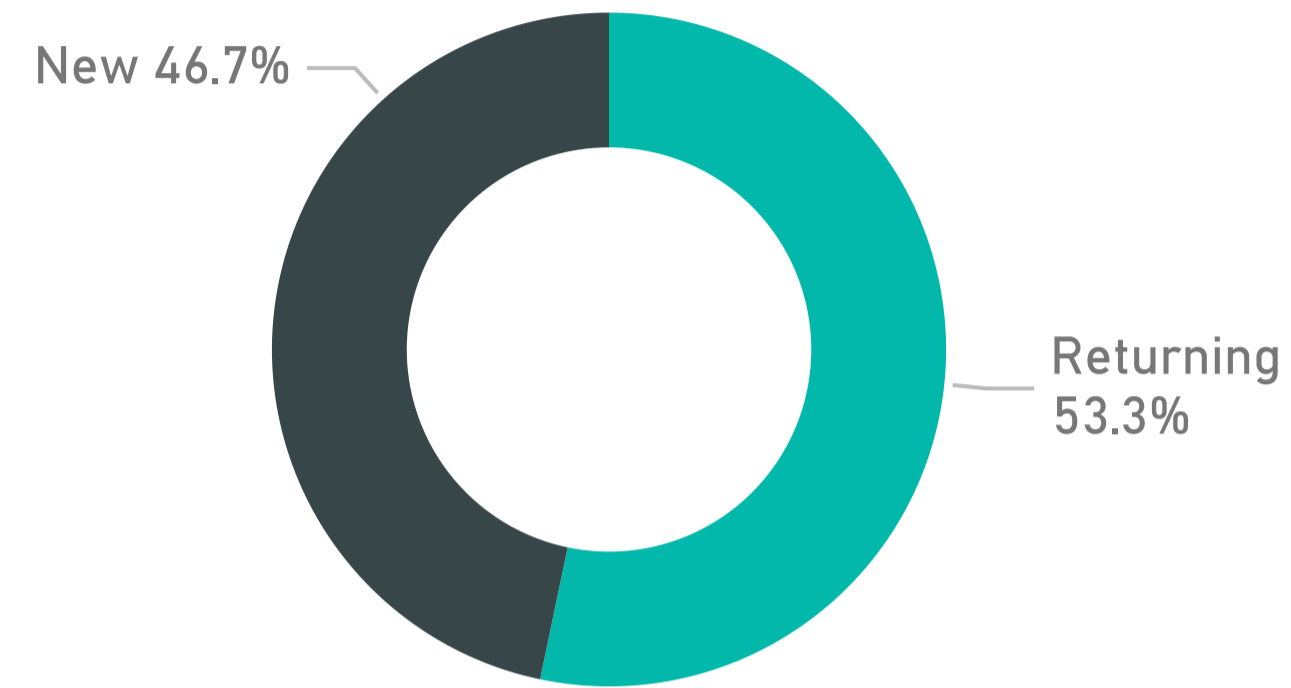
**Current Enrollment Month-Over-Month Change**

**0%**

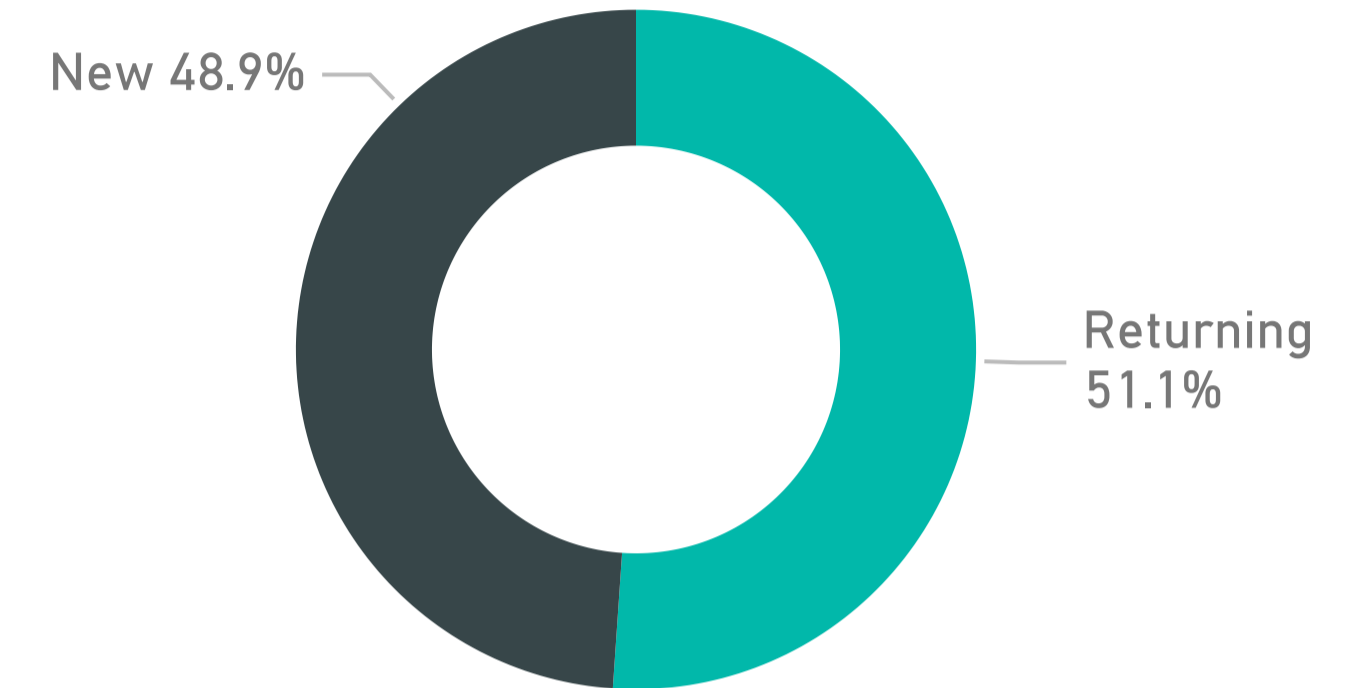
**Current Enrollment Year-Over-Year Change**

**33%**

## New and Returning

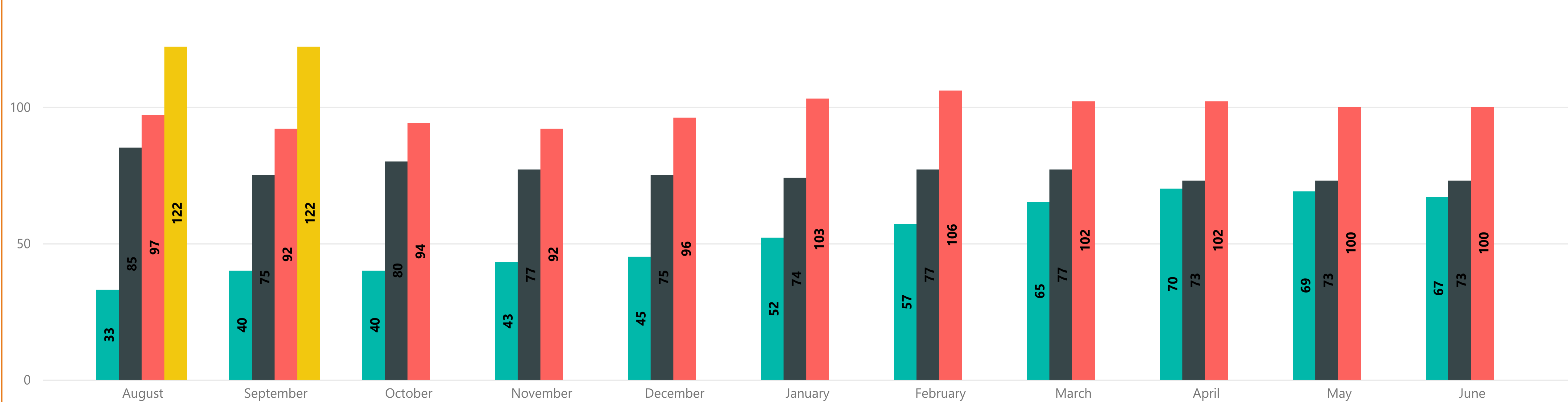


## New and Returning Prior Year



## Monthly Student Current Enrollment Comparison

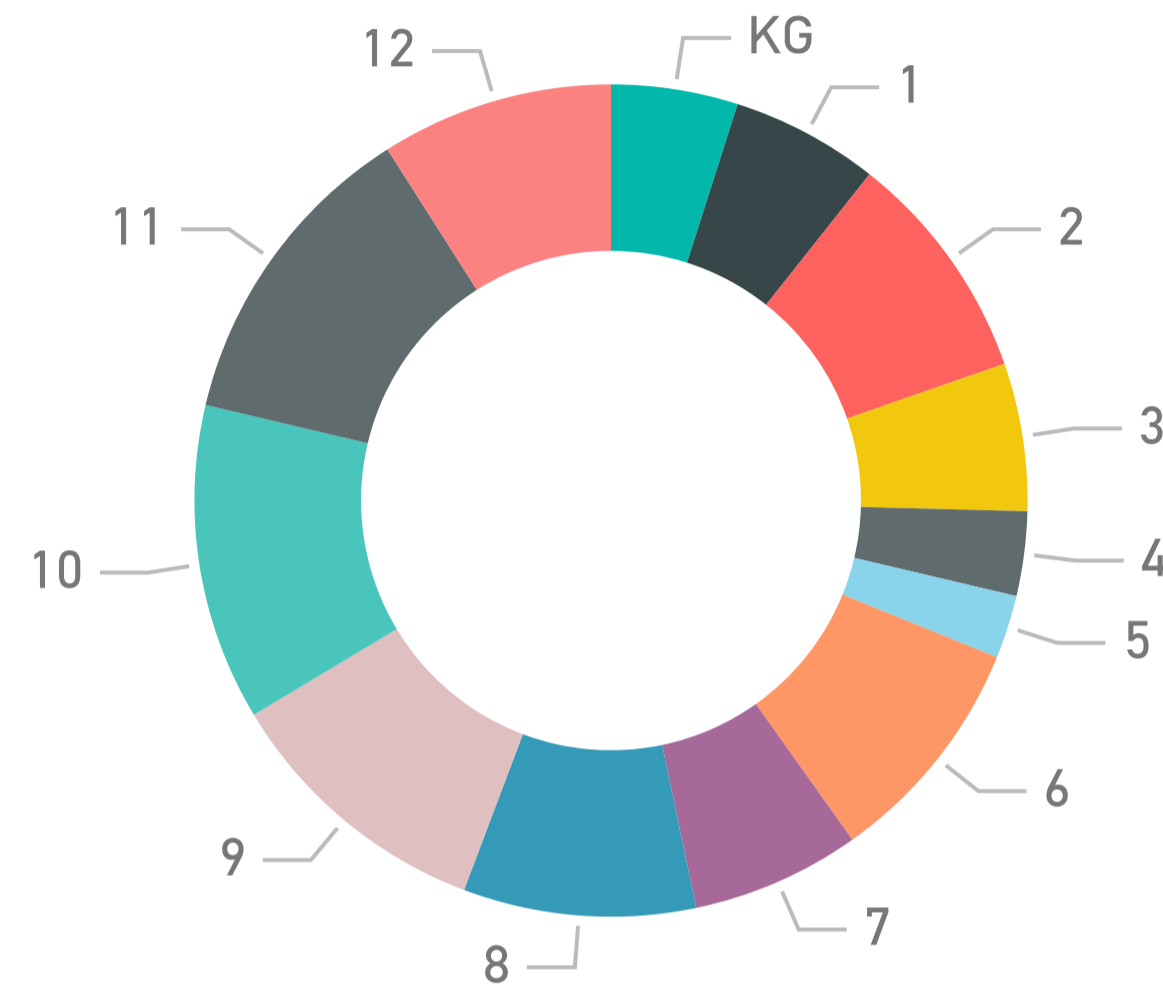
schoolYear ● 2019-2020 ● 2020-2021 ● 2021-2022 ● 2022-2023



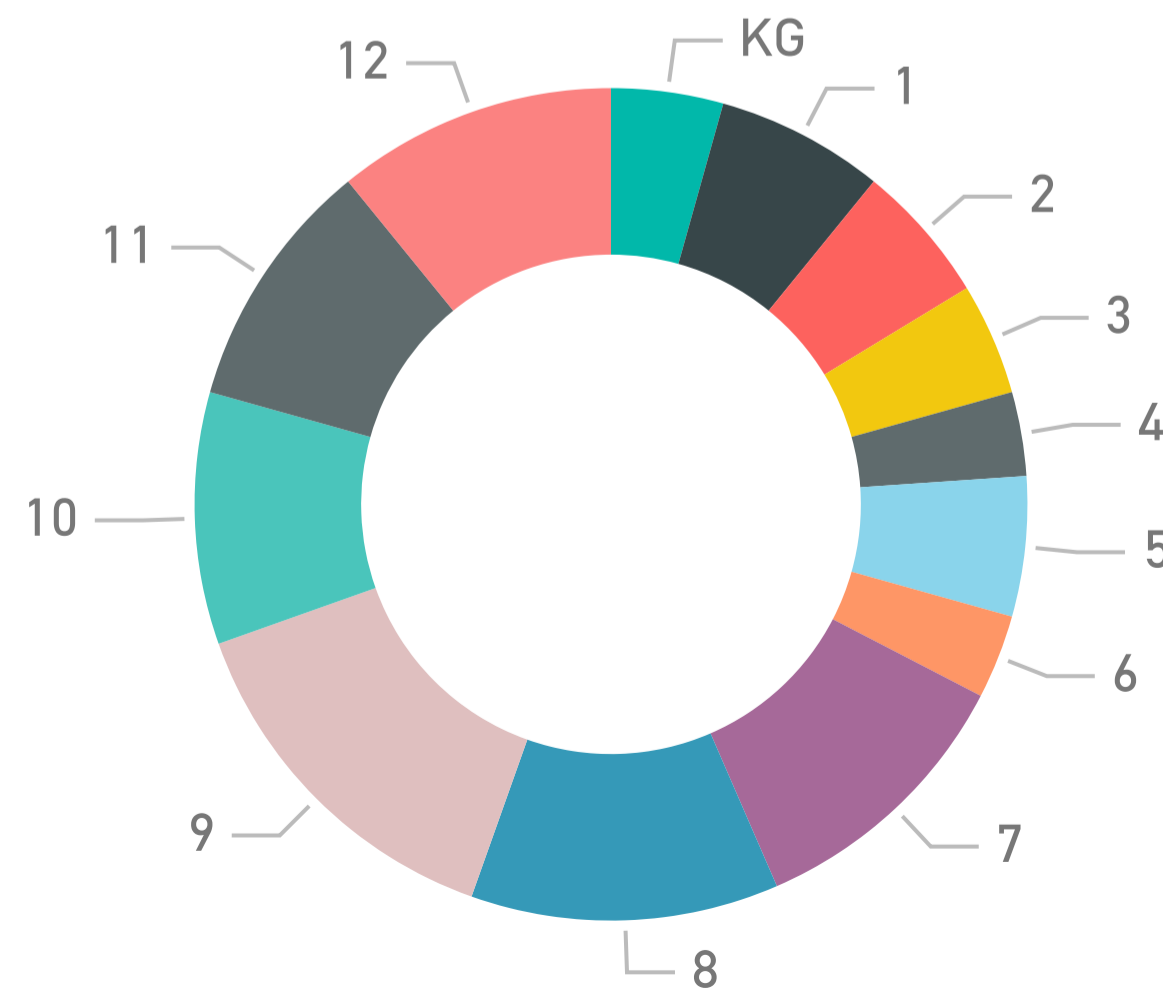
# California Connections Academy Central Coast

September 30, 2022

## Enrolled Students by Final Grade



## Enrolled Students Prior Year by Final Grade



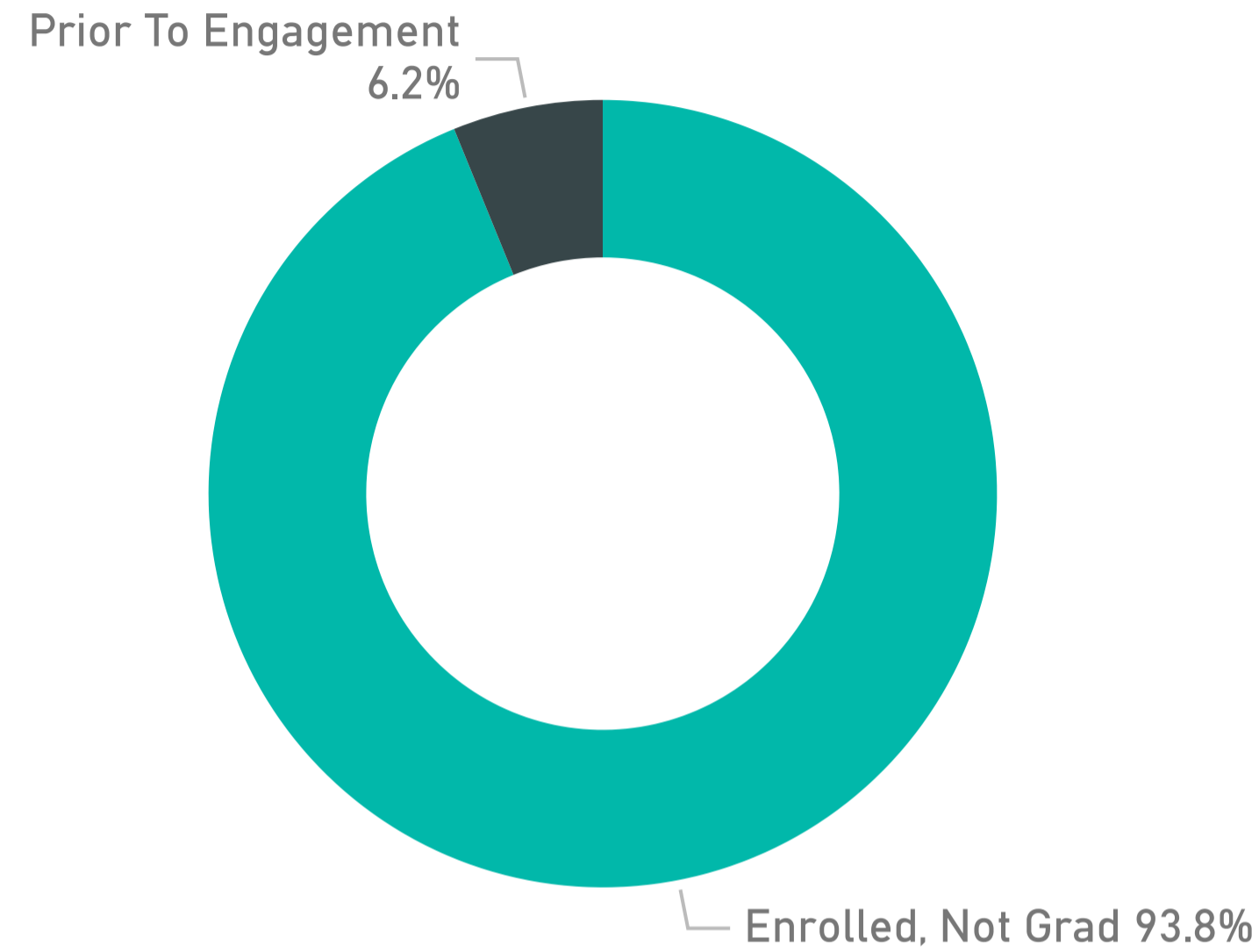
## Grade Distribution

ReportPeriod	SameMonthPriorYear		PriorEOY		LastMonth		CurrentMonth	
GradeDistribution	Students	%CT Students	Students	%CT Students	Students	%CT Students	Students	%CT Students
<b>PK-2</b>	<b>15</b>	<b>16%</b>	<b>18</b>	<b>18%</b>	<b>23</b>	<b>19%</b>	<b>24</b>	<b>20%</b>
KG	4	4%	4	4%	4	3%	6	5%
1	6	7%	8	8%	8	7%	7	6%
2	5	5%	6	6%	11	9%	11	9%
<b>3-5</b>	<b>12</b>	<b>13%</b>	<b>14</b>	<b>14%</b>	<b>13</b>	<b>11%</b>	<b>14</b>	<b>11%</b>
3	4	4%	2	2%	6	5%	7	6%
4	3	3%	5	5%	4	3%	4	3%
5	5	5%	7	7%	3	2%	3	2%
<b>6-8</b>	<b>24</b>	<b>26%</b>	<b>29</b>	<b>29%</b>	<b>30</b>	<b>25%</b>	<b>30</b>	<b>25%</b>
6	3	3%	6	6%	12	10%	11	9%
7	10	11%	9	9%	8	7%	8	7%
8	11	12%	14	14%	10	8%	11	9%
<b>9-12</b>	<b>41</b>	<b>45%</b>	<b>39</b>	<b>39%</b>	<b>56</b>	<b>46%</b>	<b>54</b>	<b>44%</b>
9	13	14%	13	13%	15	12%	13	11%
10	9	10%	8	8%	17	14%	15	12%
11	9	10%	10	10%	13	11%	15	12%
12	10	11%	8	8%	11	9%	11	9%
<b>Total</b>	<b>92</b>	<b>100%</b>	<b>100</b>	<b>100%</b>	<b>122</b>	<b>100%</b>	<b>122</b>	<b>100%</b>

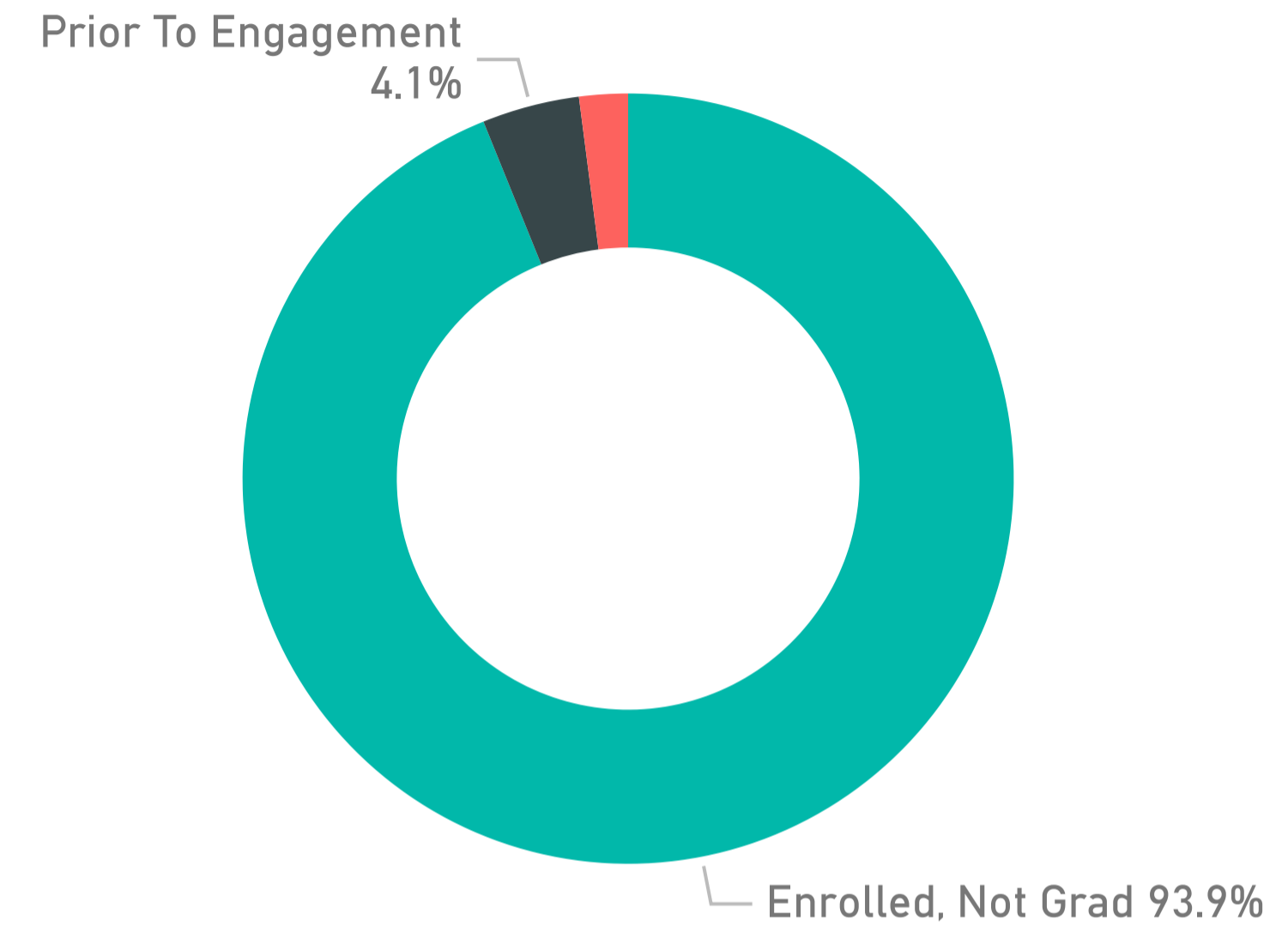
# California Connections Academy Central Coast

September 30, 2022

## Total YTD Enrollment by Withdrawal Category



## Total YTD Enrollment Prior Year by Withdrawal Category



### Total YTD Enrollment

ReportPeriod Withdrawal Category	SameMonthPriorYear		PriorEOY		LastMonth		CurrentMonth	
	Student Count	%CT	Student Count	%CT	Student Count	%CT	Student Count	%CT
Enrolled, Not Grad	92	94%	100	80%	122	100%	122	94%
Graduated			2	2%				
Prior To Engagement	4	4%	9	7%			8	6%
Withdrawal During School Year	2	2%	14	11%				
<b>Total</b>	<b>98</b>	<b>100%</b>	<b>125</b>	<b>100%</b>	<b>122</b>	<b>100%</b>	<b>130</b>	<b>100%</b>

**Enrollment Services Complete (Stage 4)**

**137**

# California Connections Academy Central Coast

September 30, 2022

## Withdrawal Reason

WD Reason	SameMonthPriorYear	PriorEOY
Another Reason		2
Different/Better Schooling Option (Not related to socialization)		2
No Reason Given	1	3
Student wants more socialization		3
The curriculum is too hard		1
We are moving		2
We have chosen to home school	1	1

# California Connections Academy Central Coast

September 30, 2022

## Household Data

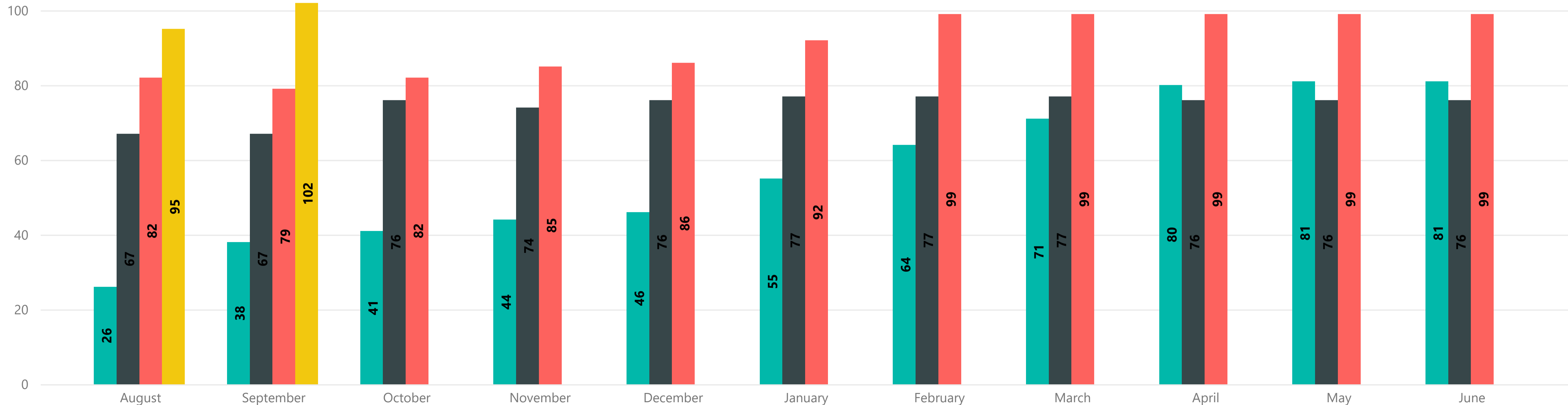
Household Data	SameMonthPriorYear	PriorEOY	LastMonth	CurrentMonth
Active	74	77	95	96
Graduated		2		
WD During School Year	2	13		
WD Prior To Engagement	3	8		7

## Students Per Active Household

SameMonthPriorYear	PriorEOY	LastMonth	CurrentMonth
1.24	1.30	1.28	1.27

## Monthly Total Households

schoolYear ● 2019-2020 ● 2020-2021 ● 2021-2022 ● 2022-2023



# California Connections Academy Central Coast

September 30, 2022

## Ethnicity

Ethnicity	SameMonthPriorYear	PriorEOY	LastMonth	CurrentMonth
Hispanic or Latino	41	42	56	56
Not Hispanic or Latino	50	57	65	65

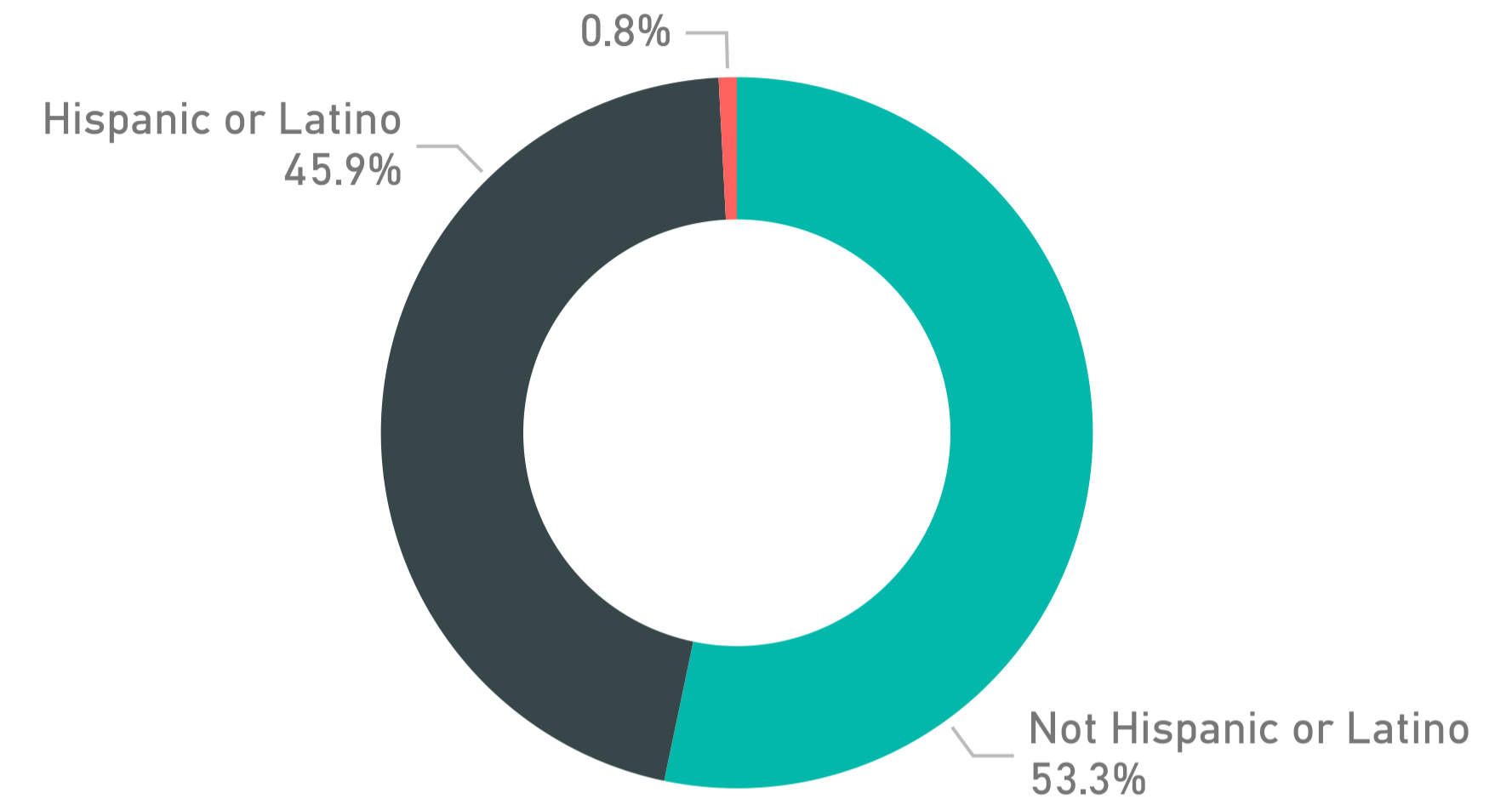
## Race

Race	SameMonthPriorYear	PriorEOY	LastMonth	CurrentMonth	
American Indian or Alaskan Native		12	15	23	24
Asian		5	5	10	12
Black/African American		11	14	13	11
Native Hawaiian or Other Pacific Islander				1	1
White		74	77	94	95

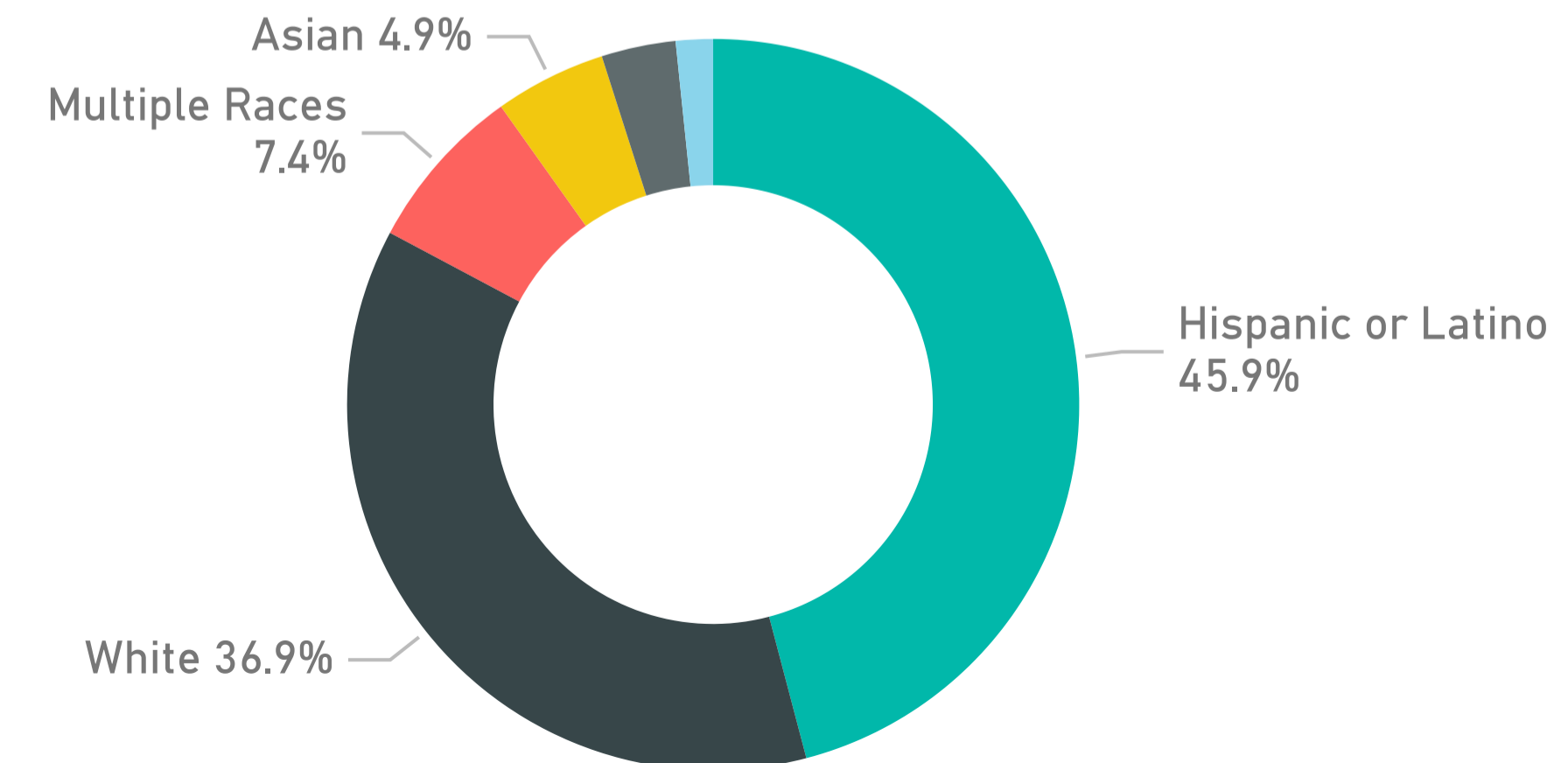
## Distinct Race/Ethnicity

Distinct Race/Ethnicity	SameMonthPriorYear	PriorEOY	LastMonth	CurrentMonth
American Indian or Alaskan Native			2	2
Asian	5	5	5	6
Black/African American	6	8	6	4
Hispanic or Latino	41	42	56	56
Multiple Races	3	4	7	9
White	37	41	46	45

## Enrolled Students by Ethnicity



## Enrolled Students by Distinct Race/Ethnicity





# California Connections Academy Central Coast

September 30, 2022

## Gender

Gender	SameMonthPriorYear	PriorEOY	LastMonth	CurrentMonth
F	58	60	66	63
M	34	40	56	59

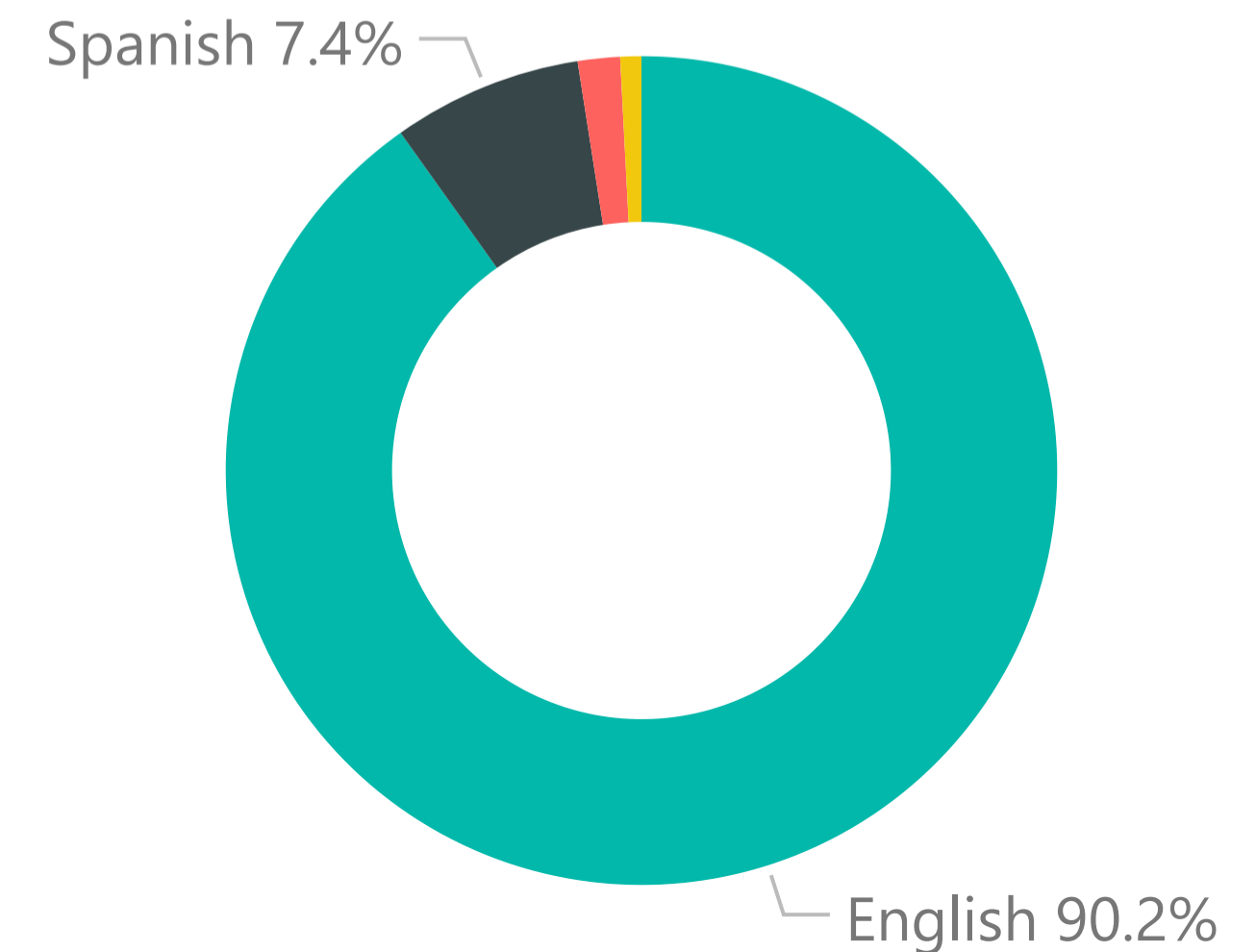
## Primary Language

Home Language	SameMonthPriorYear	PriorEOY	LastMonth	CurrentMonth
English	86	93	111	110
Spanish	4	5	9	9
Russian	1	1		
Another Language			1	2
No Language Reported	1	1	1	1

## Enrolled Students by Gender



## Enrolled Students by Language



# California Connections Academy Central Coast

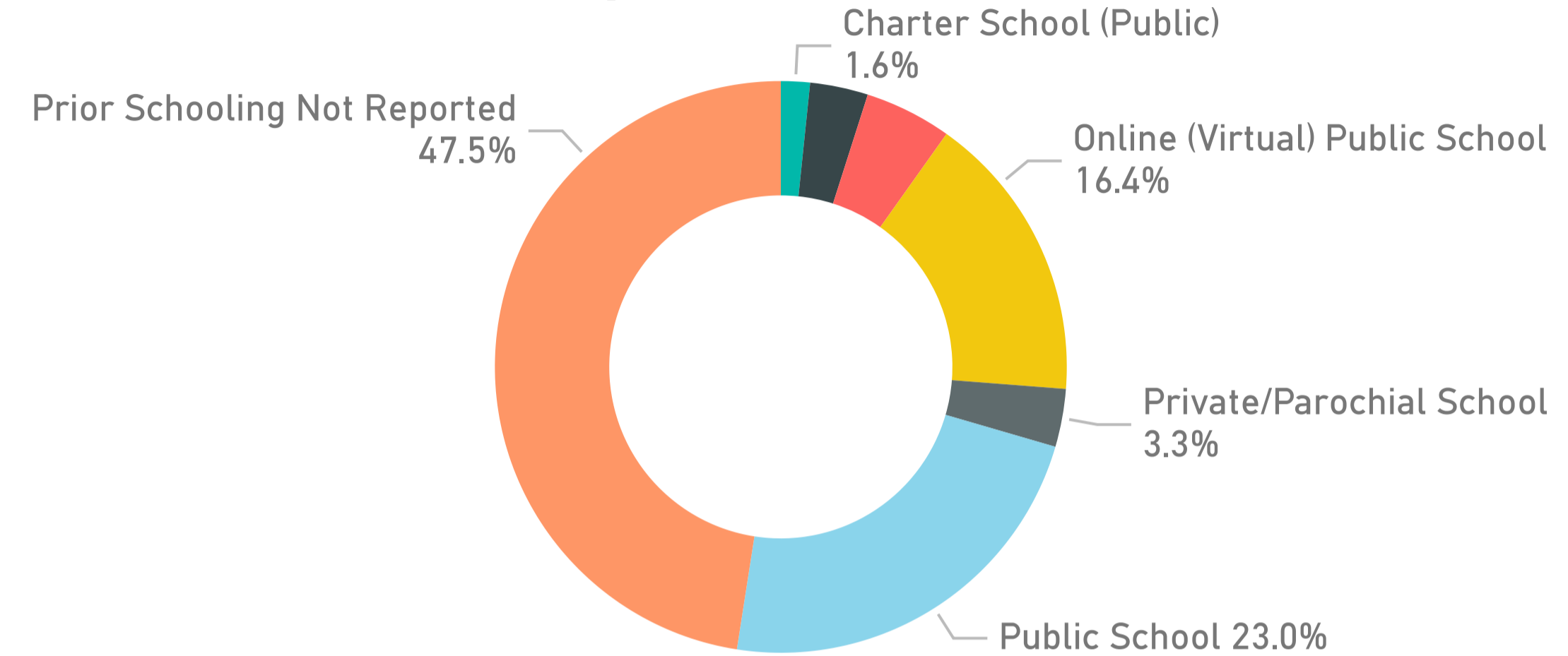
September 30, 2022

## Prior Schooling

Prior Schooling	SameMonthPriorYear	PriorEOY	LastMonth	CurrentMonth
Charter School (Public)	2	1	1	2
Home School	6	5	4	4
No Prior School	1	2	2	6
Online (Virtual) Public School	22	28	21	20
Private/Parochial School	6	6	5	4
Public School	38	43	29	28
Prior Schooling Not Reported	17	15	60	58

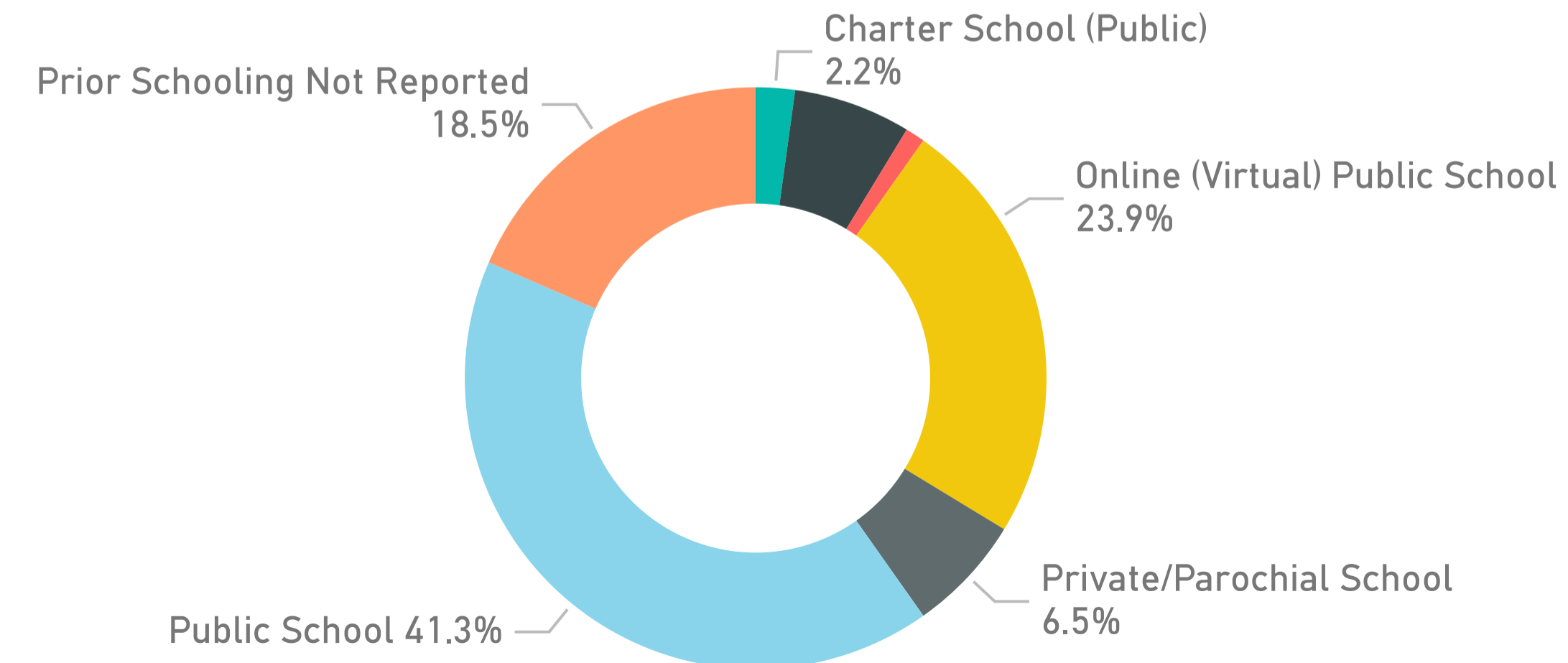
## Prior Schooling

September 30, 2022



## Prior Schooling

September 30, 2021

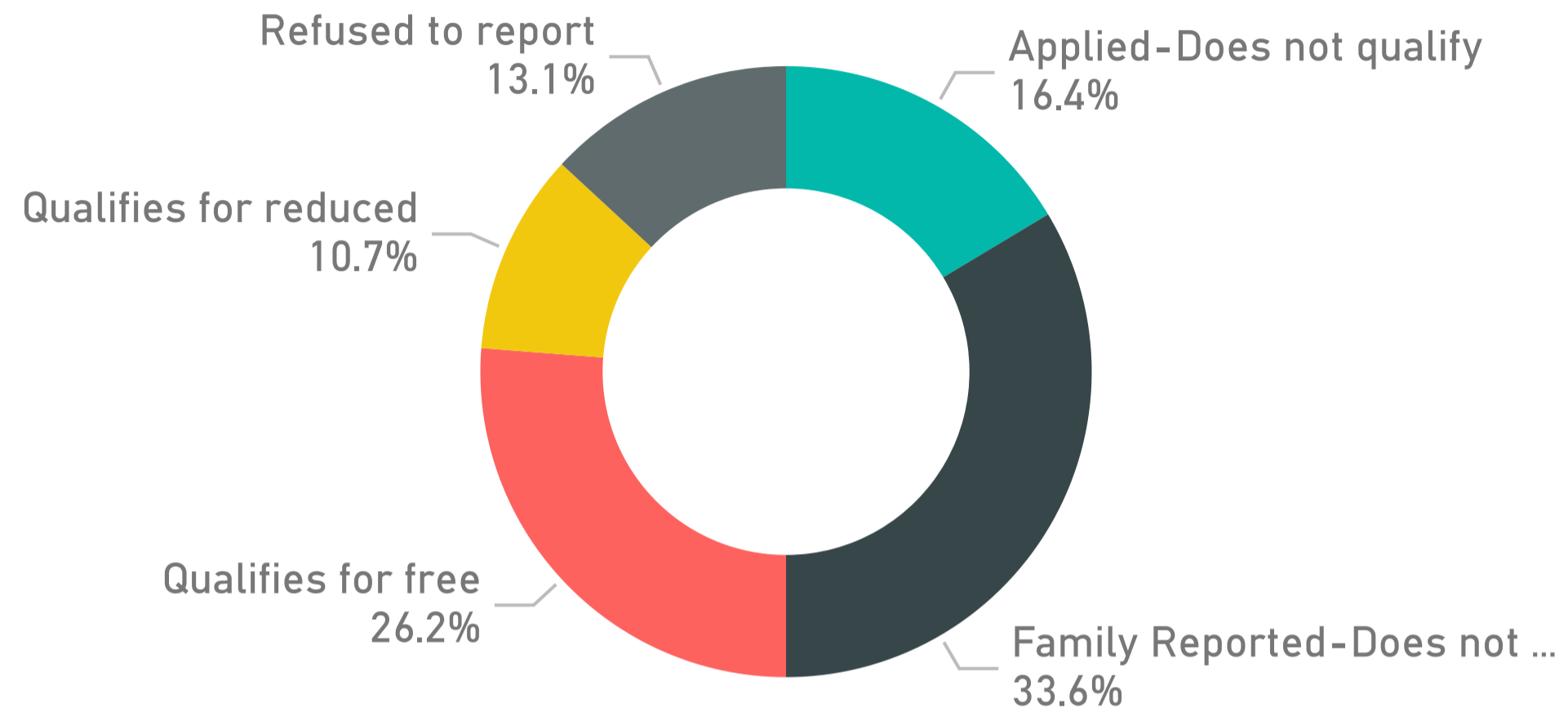


# California Connections Academy Central Coast

September 30, 2022

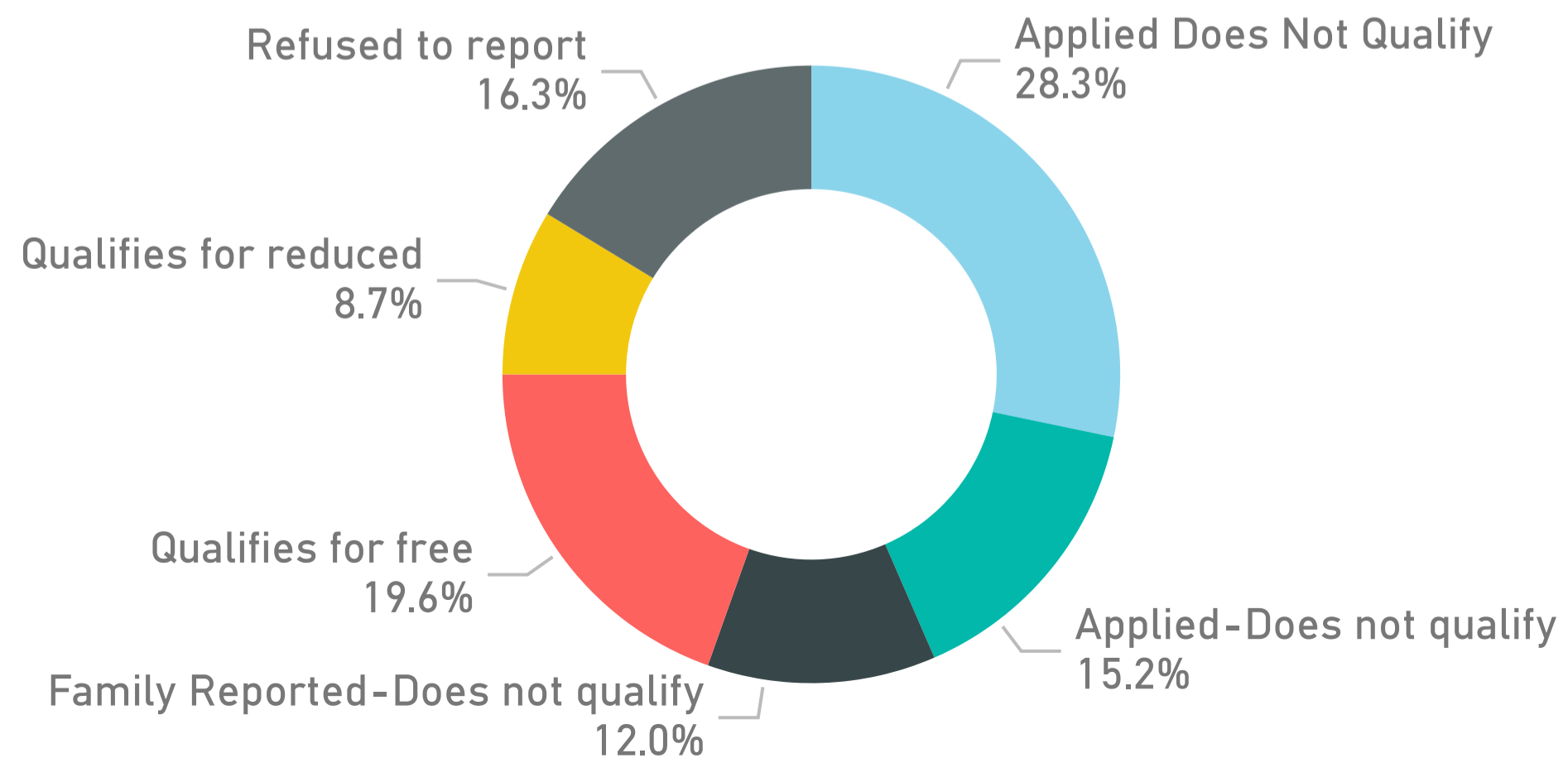
## FARM Eligibility

September 30, 2022



## FARM Eligibility

September 30, 2021



## Disability

Disability	SameMonthPriorYear	PriorEOY	LastMonth	CurrentMonth
Autism	1	2	1	1
Emotionally Impaired	1	1		
Other Health Impaired		1	1	1
Specific Learning Disability		1	2	2
Speech/Language Impaired	2	2	2	3

Speech/Language Impaired

Specific Learning Disability

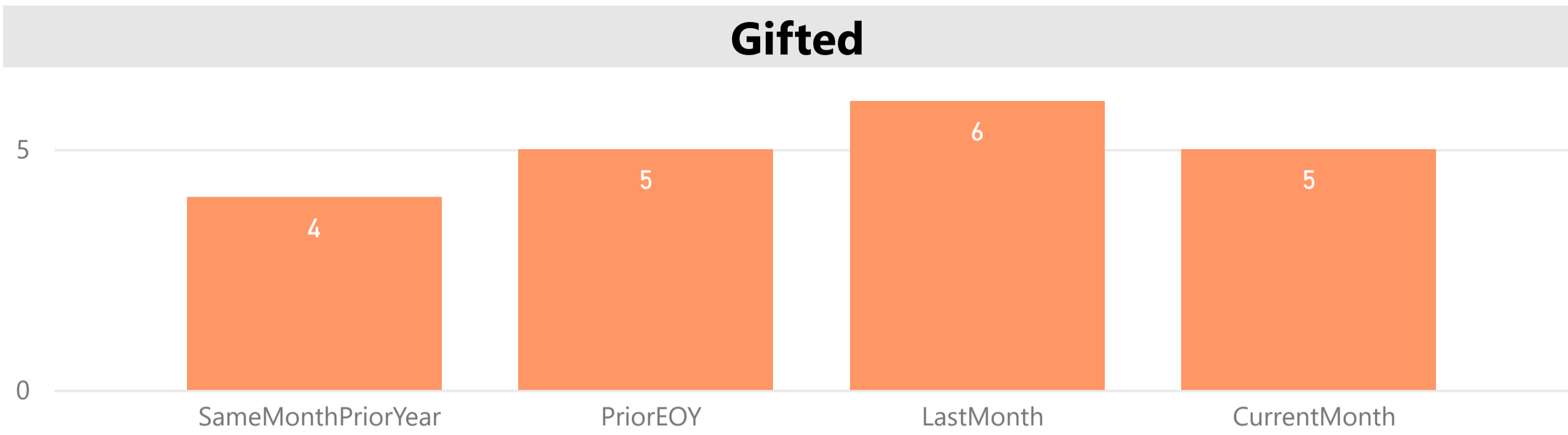
Other He...

Autism

# California Connections Academy Central Coast

September 30, 2022


## Gifted



## Plan504



## IEP



## Currently Enrolled

**122**

### Gifted

**4%**

### Plan504

**1%**

### IEP

**10%**

### Not in Special Population

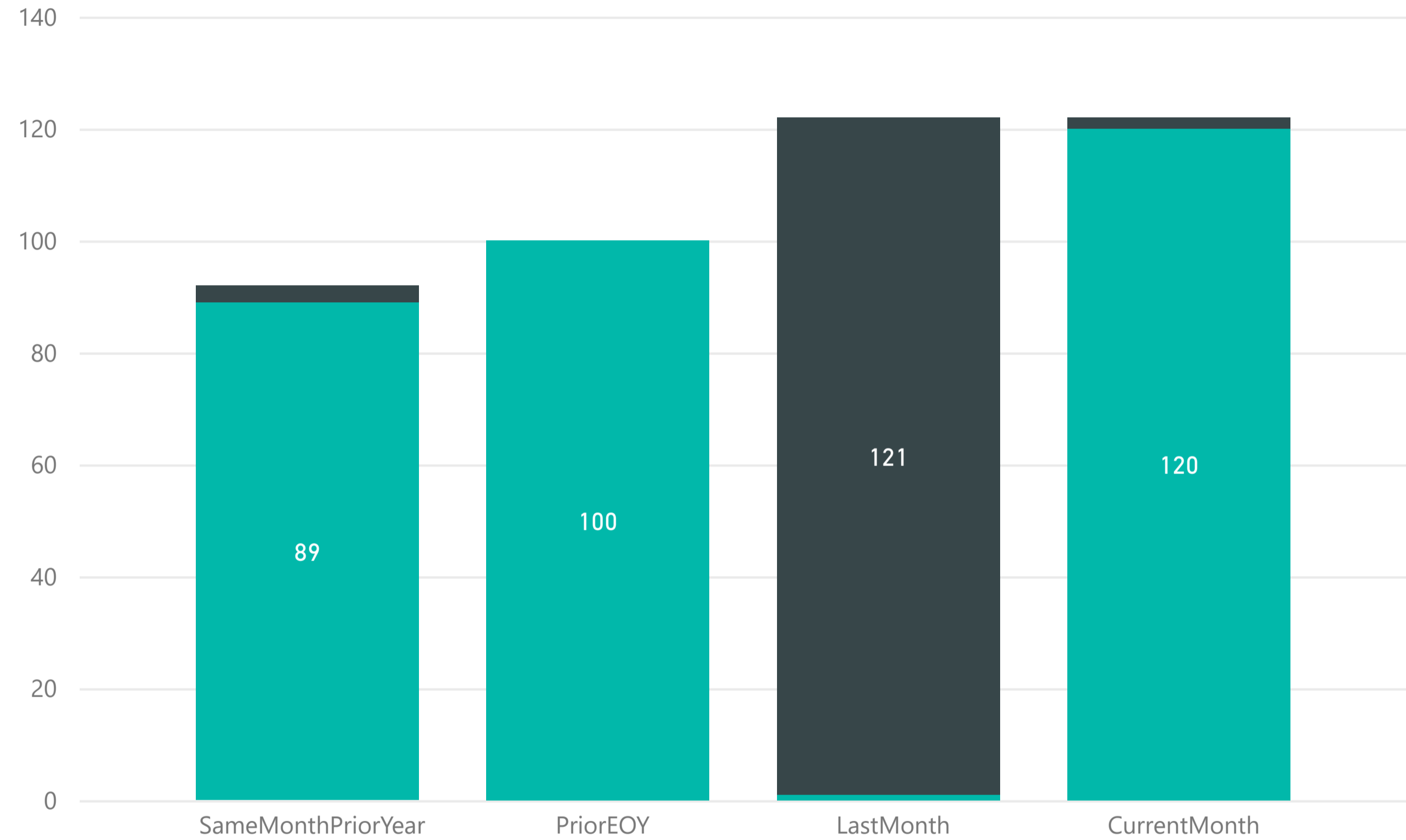
**85%**

# California Connections Academy Central Coast

September 30, 2022

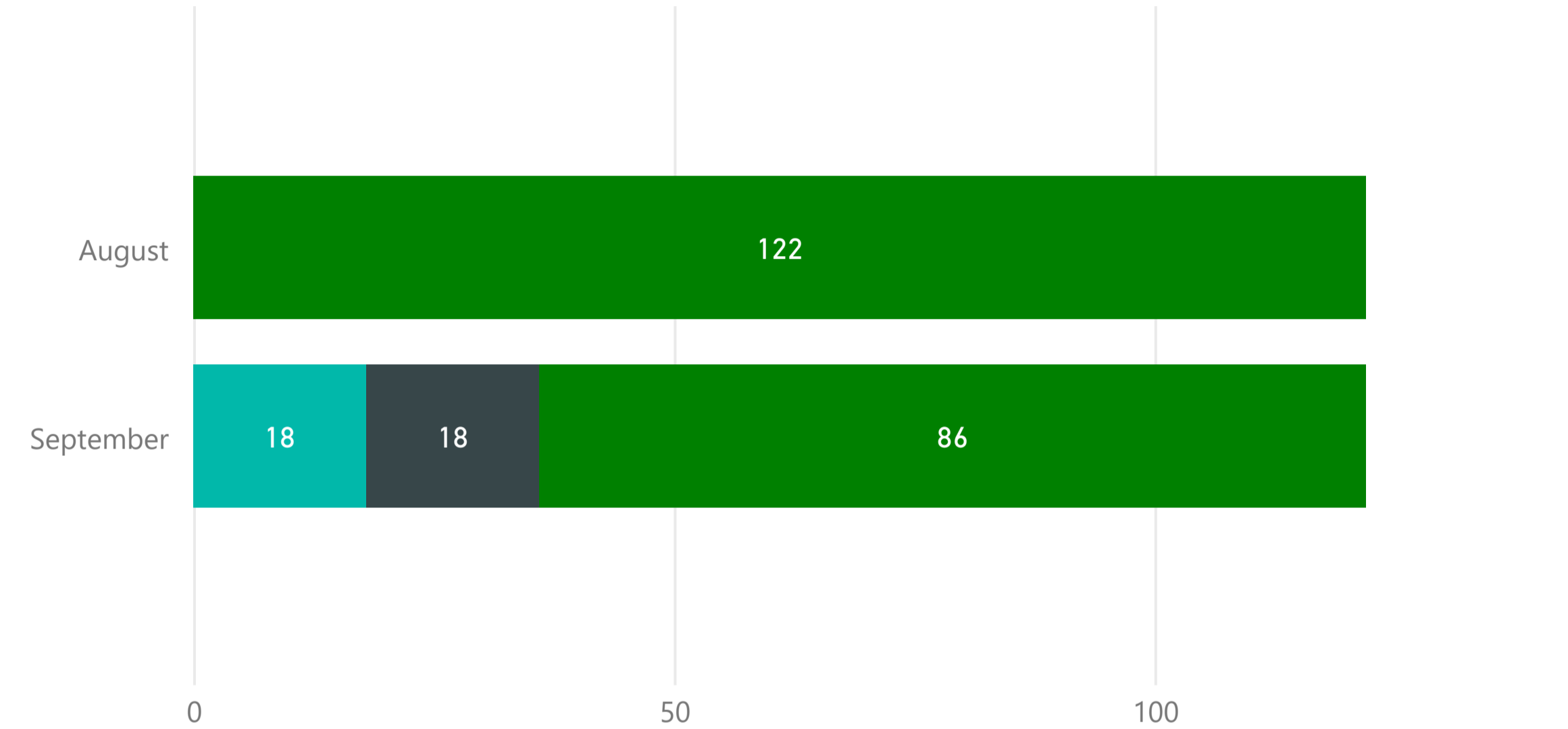
## Contacts Per Week

ContactsPerWeekWithoutWebM... ● Met ● Not Met



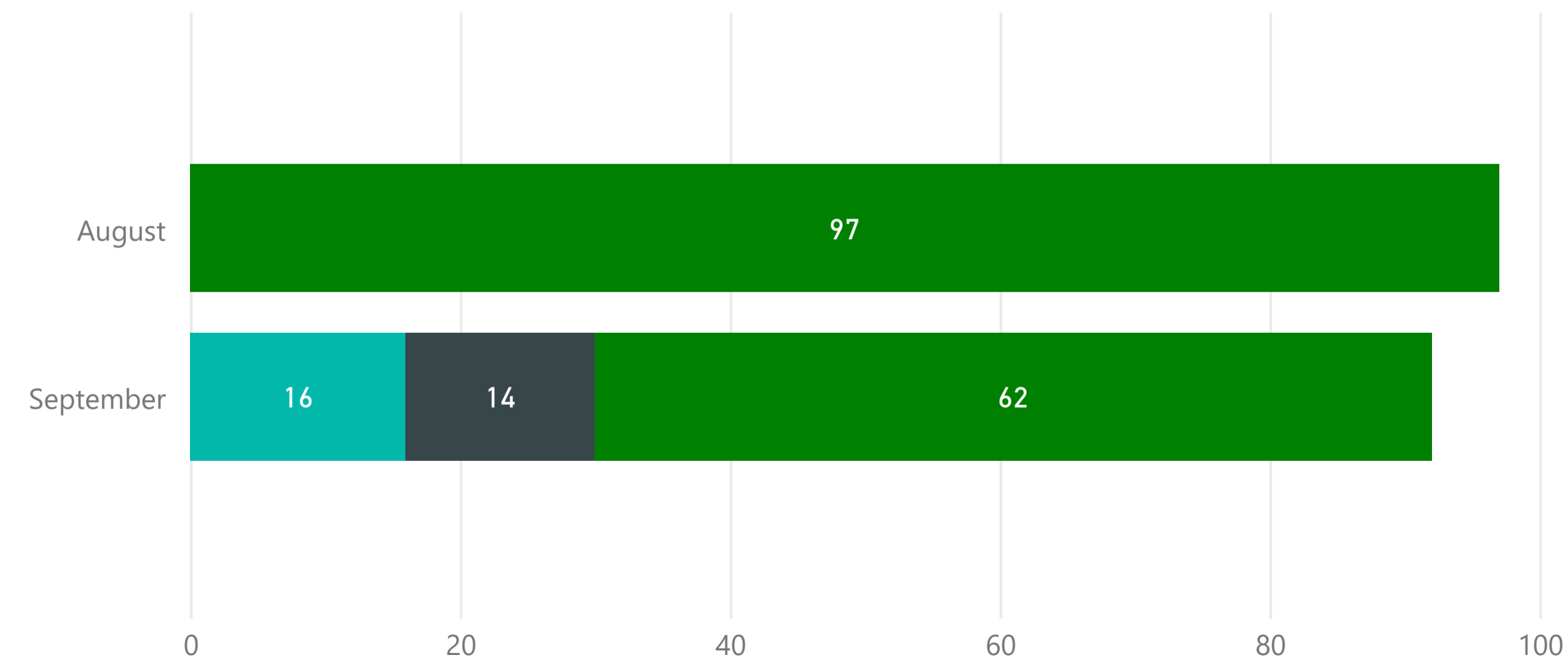
## School Year: 2022-2023

AttendanceStatusAutomated ● Alarm ● Approaching Alarm ● On Track



## School Year: 2021-2022

AttendanceStatusAutomated ● Alarm ● Approaching Alarm ● On Track



## Currently Enrolled

**122**

# California Connections Academy Central Coast

September 30, 2022

## Average Participation

GradeDistribution	SameMonthPriorYear	PriorEOY	LastMonth	CurrentMonth
PK-2	86%	94%	100%	80%
3-5	96%	93%	100%	87%
6-8	103%	89%	100%	99%
9-12	83%	97%	100%	84%
<b>Total</b>	<b>90%</b>	<b>94%</b>	<b>100%</b>	<b>87%</b>

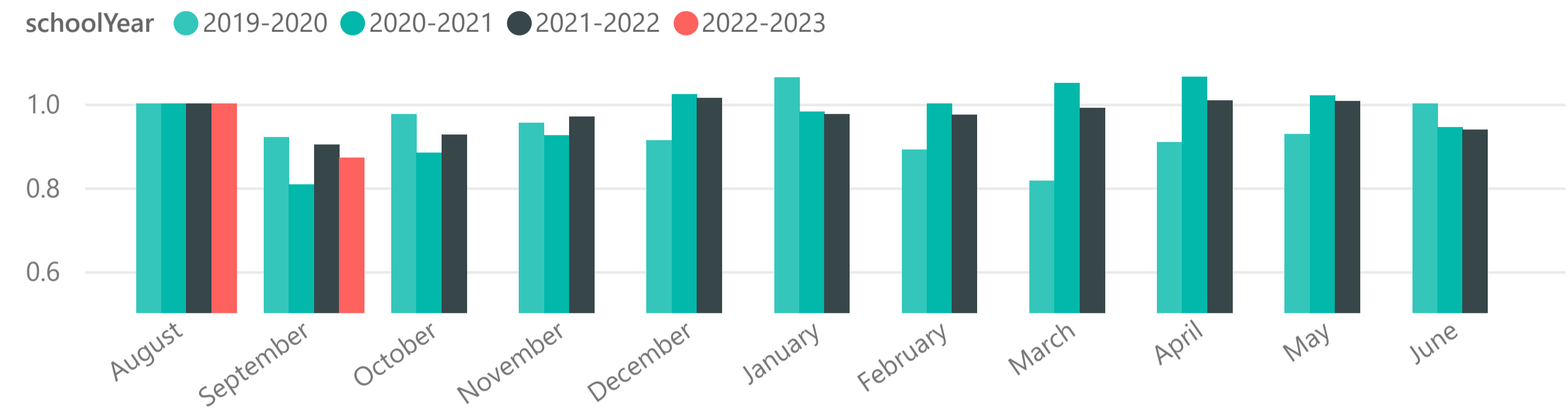
## Average Performance

GradeDistribution	SameMonthPriorYear	CurrentMonth
PK-2	93%	94%
3-5	91%	89%
6-8	83%	77%
9-12	77%	73%
<b>Total</b>	<b>83%</b>	<b>80%</b>

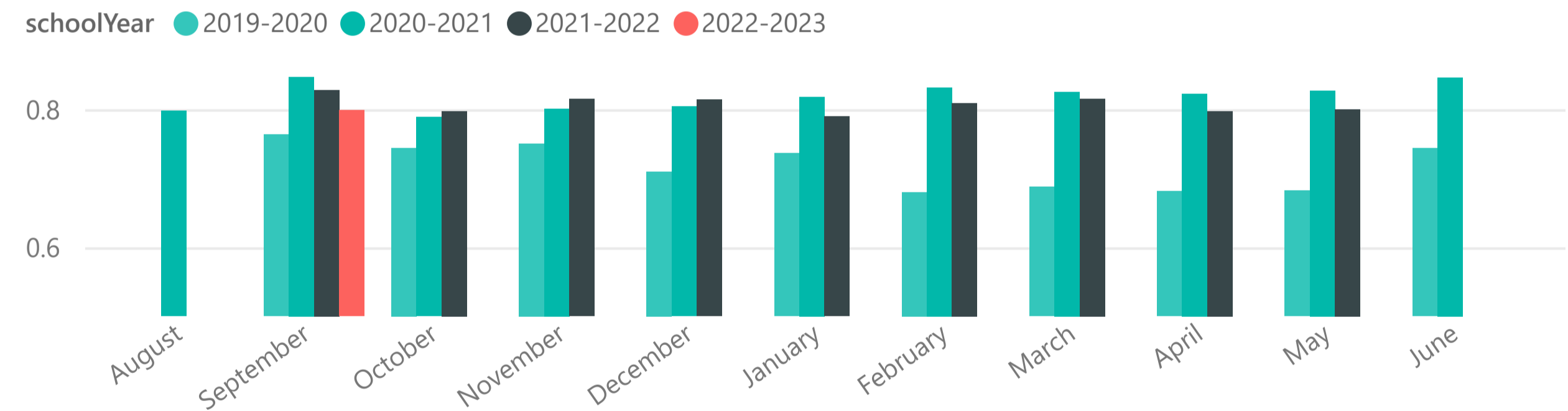
## Average Attendance

GradeDistribution	SameMonthPriorYear	PriorEOY	LastMonth	CurrentMonth
PK-2	97%	98%	100%	104%
3-5	104%	94%	100%	105%
6-8	98%	97%	100%	104%
9-12	94%	94%	100%	95%
<b>Total</b>	<b>97%</b>	<b>96%</b>	<b>100%</b>	<b>100%</b>

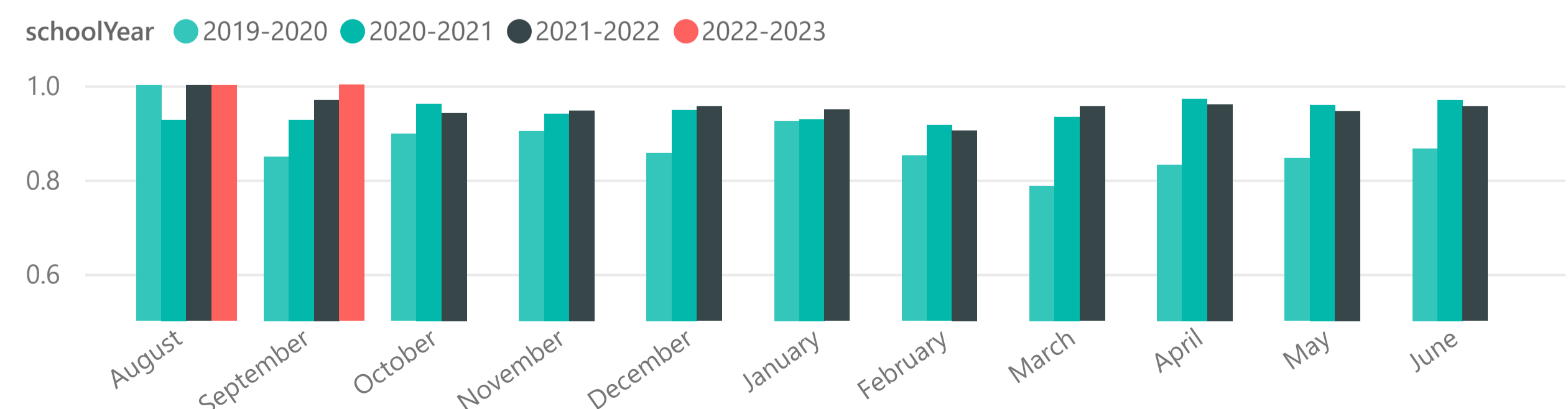
## Average Total Participation



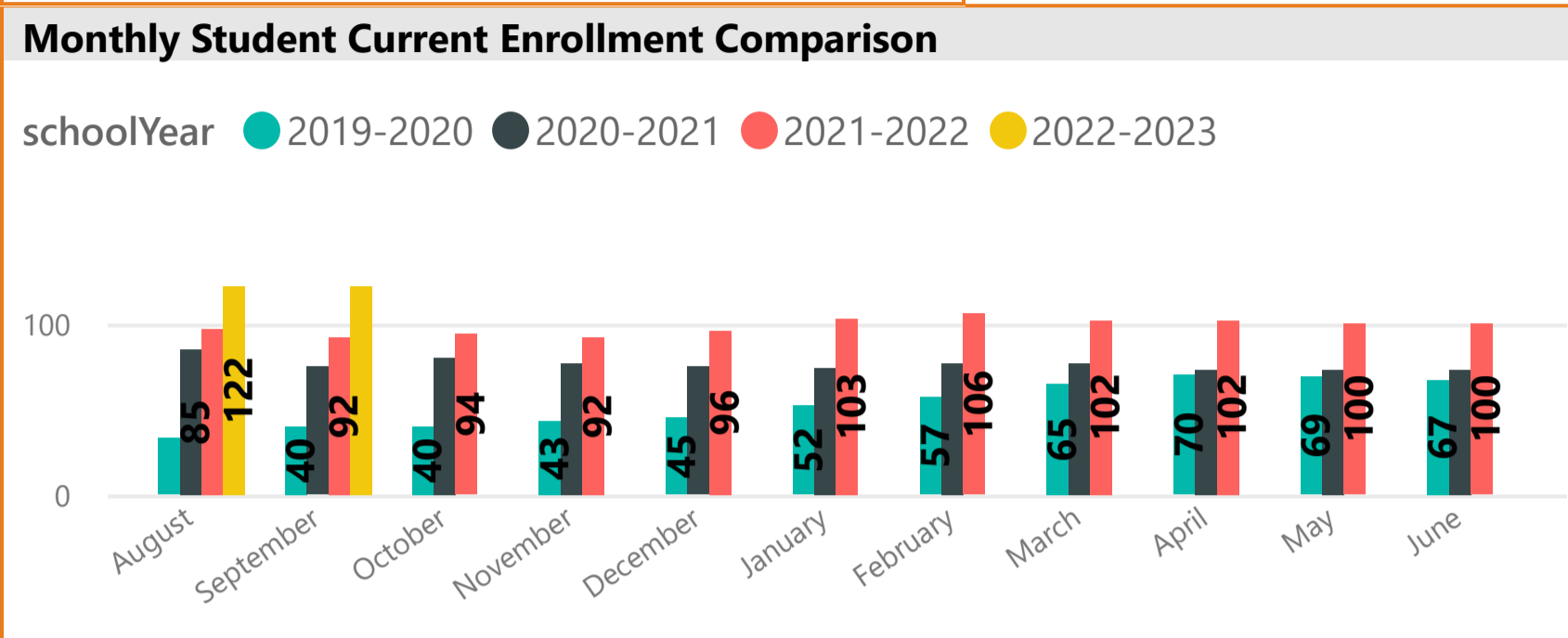
## Average Total Performance



## Average Total Attendance



<b>Currently Enrolled</b> <b>122</b>	<b>Total YTD Enrolled</b> <b>130</b>	<b>California Connections Academy Central Coast</b> <b>September 30, 2022</b>	<b>Current Enrollment Month-Over-Month Change</b> <b>0%</b>
<b>Enrollment Services Complete (Stage 4)</b> <b>137</b>			<b>Current Enrollment Year-Over-Year Change</b> <b>33%</b>



### Total YTD Enrollment

ReportPeriod	SameMonthPriorYear	CurrentMonth		
Withdrawal Category	Student Count	%CT Student Count	Student Count	%CT Student Count
Enrolled, Not Grad	92	94%	122	94%
Prior To Engagement	4	4%	8	6%
Withdrawal During School Year	2	2%		
<b>Total</b>	<b>98</b>	<b>100%</b>	<b>130</b>	<b>100%</b>

### New & Returning

ReportPeriod	SameMonthPriorYear	CurrentMonth		
New or Returning	Students	%CT Students	Students	%CT Students
New	45	48.91%	57	46.72%
Returning	47	51.09%	65	53.28%

### Household Data

Household Data	SameMonthPriorYear	CurrentMonth
Active	74	96
WD During School Year	2	
WD Prior To Engagement	3	7

### Students Per Active Household

SameMonthPriorYear	CurrentMonth
1.24	1.27

### Grade Distribution

ReportPeriod	SameMonthPriorYear	CurrentMonth		
GradeDistribution	Students	%CT Students	Students	%CT Students
<b>PK-2</b>	<b>15</b>	<b>16%</b>	<b>24</b>	<b>20%</b>
KG	4	4%	6	5%
1	6	7%	7	6%
2	5	5%	11	9%
<b>3-5</b>	<b>12</b>	<b>13%</b>	<b>14</b>	<b>11%</b>
3	4	4%	7	6%
4	3	3%	4	3%
5	5	5%	3	2%
<b>6-8</b>	<b>24</b>	<b>26%</b>	<b>30</b>	<b>25%</b>
6	3	3%	11	9%
7	10	11%	8	7%
8	11	12%	11	9%
<b>9-12</b>	<b>41</b>	<b>45%</b>	<b>54</b>	<b>44%</b>
9	13	14%	13	11%
10	9	10%	15	12%
11	9	10%	15	12%
12	10	11%	11	9%
<b>Total</b>	<b>92</b>	<b>100%</b>	<b>122</b>	<b>100%</b>

### Withdrawal Reason

Withdrawal Reason	SameMonthPriorYear
No reason provided	1
We have chosen to home school.	1

**California Connections Academy Central Coast  
September 30, 2022**

<b>Gender</b>		
Gender	SameMonthPriorYear	CurrentMonth
F	58	63
M	34	59

<b>Primary Language</b>		
Home Language	SameMonthPriorYear	CurrentMonth
English	86	110
Spanish	4	9
Russian	1	
Another Language		2
No Language Reported	1	1

<b>Disability</b>		
Disability	SameMonthPriorYear	CurrentMonth
Autism	1	1
Emotionally Impaired	1	
Other Health Impaired		1
Specific Learning Disability		2
Speech/Language Impaired	2	3

<b>Gifted</b>		
Gifted	SameMonthPriorYear	CurrentMonth
Yes	4	5

<b>Plan 504</b>		
Plan504	SameMonthPriorYear	CurrentMonth
504	2	1

<b>IEP</b>		
IEP	SameMonthPriorYear	CurrentMonth
IEP	6	12

<b>Gifted</b>	<b>Plan504</b>
<b>4%</b>	<b>1%</b>
<b>IEP</b>	<b>Not in Special Population</b>
<b>10%</b>	<b>85%</b>

<b>Ethnicity</b>		
Ethnicity	SameMonthPriorYear	CurrentMonth
Hispanic or Latino	41	56
Not Hispanic or Latino	50	65

<b>Distinct Race/Ethnicity</b>		
Distinct Race/Ethnicity	SameMonthPriorYear	CurrentMonth
American Indian or Alaskan Native		2
Asian	5	6
Black/African American	6	4
Hispanic or Latino	41	56
Multiple Races	3	9
White	37	45

<b>Race</b>		
Race	SameMonthPriorYear	CurrentMonth
American Indian or Alaskan Native	12	24
Asian	5	12
Black/African American	11	11
Native Hawaiian or Other Pacific Islander		1
White	74	95

<b>Household FARM Eligibility</b>		
HouseholdFARMEligibility	SameMonthPriorYear	CurrentMonth
Applied Does Not Qualify	26	
Applied-Does not qualify	14	19
Family Reported-Does not qualify	10	41
Qualifies for free	17	29
Qualifies for reduced	7	12
Refused to report	14	14

<b>Prior Schooling</b>		
Prior Schooling	SameMonthPriorYear	CurrentMonth
Charter School (Public)	2	2
Home School	6	4
No Prior School	1	6
Online (Virtual) Public School	22	20
Private/Parochial School	6	4
Public School	38	28
Prior Schooling Not Reported	17	58



**California Connections Academy Central Coast  
September 30, 2022**

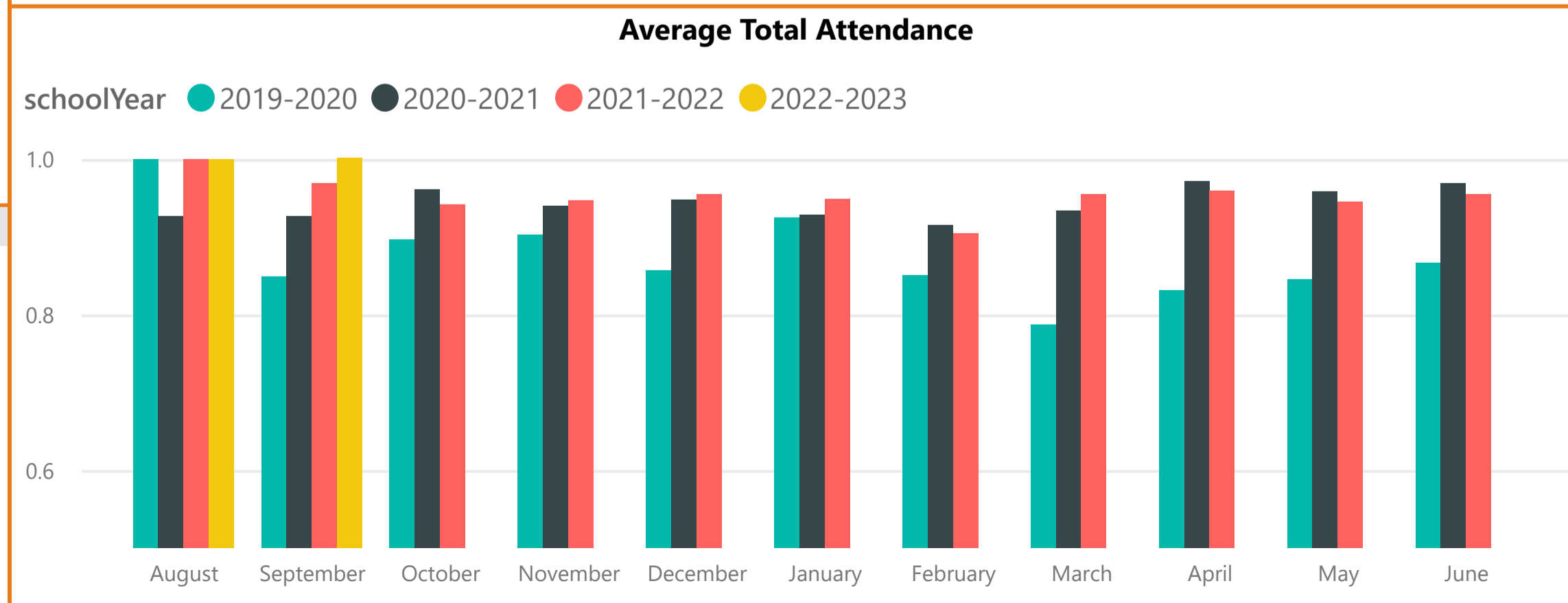
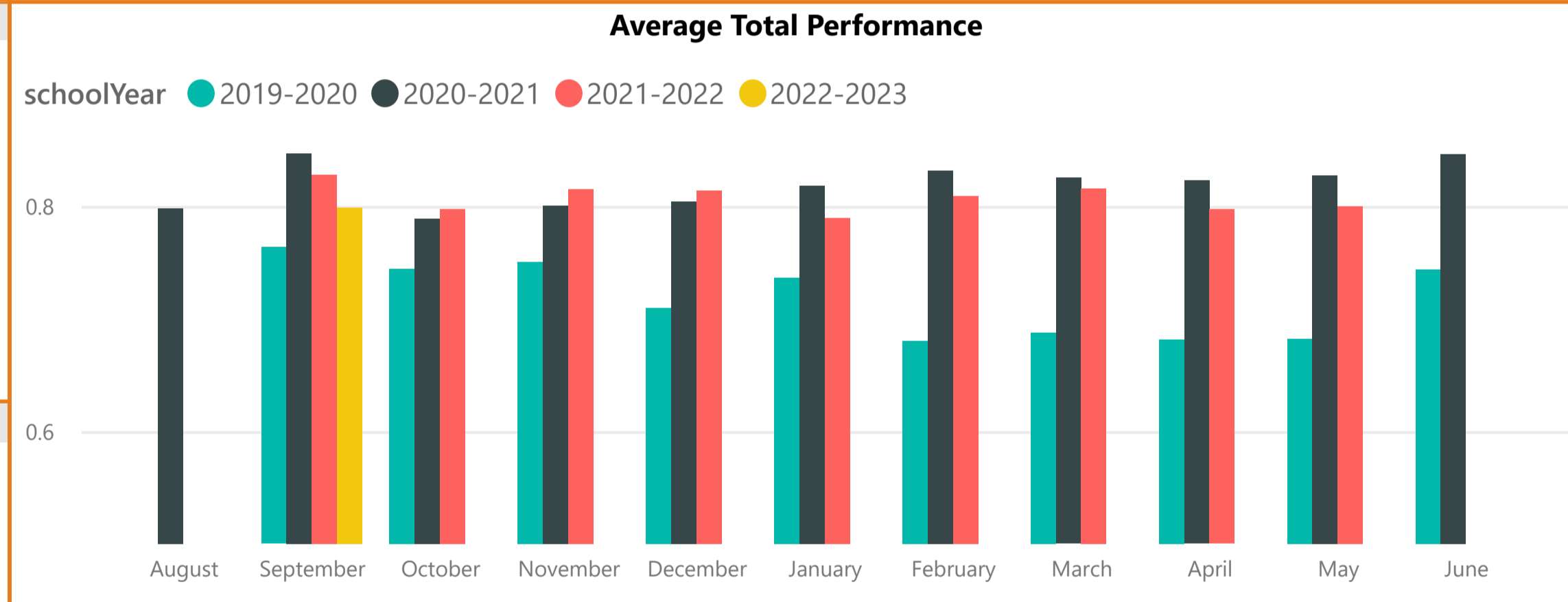
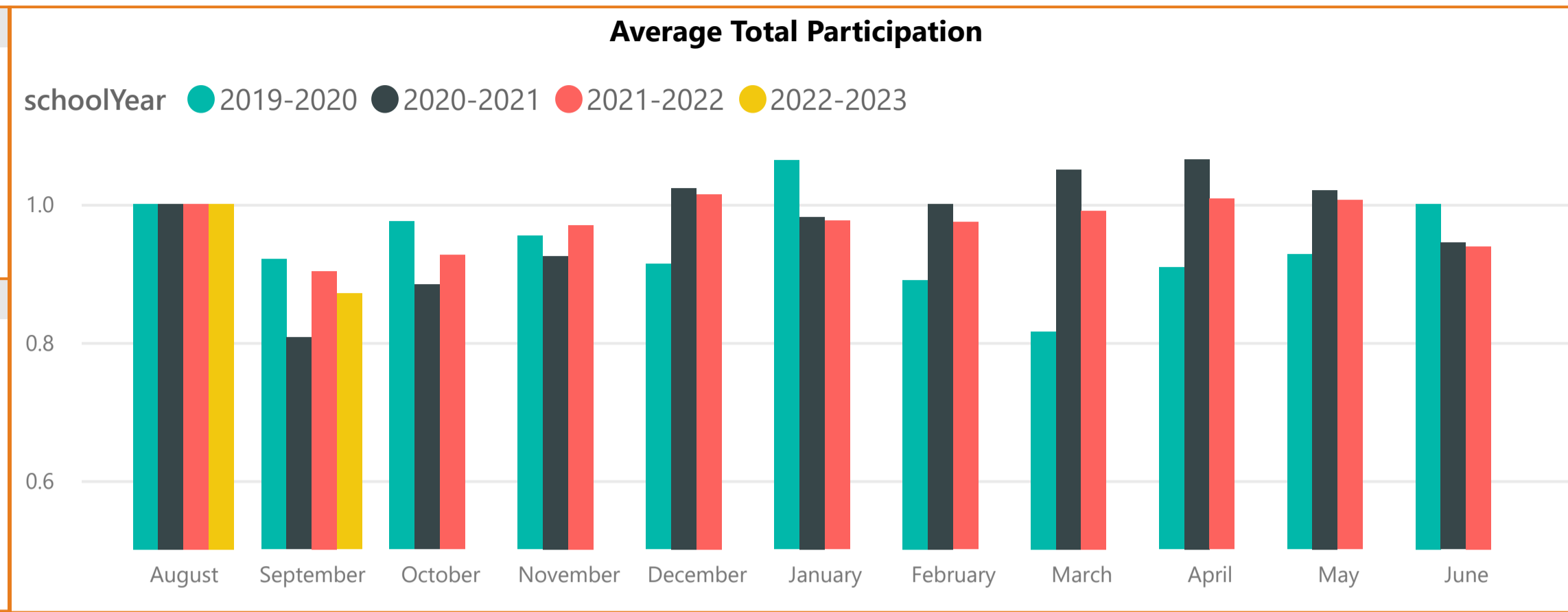
<b>Contacts Per Week</b>		
ContactsPerWeekWithoutWebMail	SameMonthPriorYear	CurrentMonth
Met	89	120
Not Met	3	2

<b>Attendance Status</b>		
AttendanceStatusAutomated	SameMonthPriorYear	CurrentMonth
Alarm	16	18
Approaching Alarm	14	18
On Track	62	86

<b>Average Participation</b>		
GradeDistribution	SameMonthPriorYear	CurrentMonth
PK-2	86%	80%
3-5	96%	87%
6-8	103%	99%
9-12	83%	84%
<b>Total</b>	<b>90%</b>	<b>87%</b>

<b>Average Performance</b>		
GradeDistribution	SameMonthPriorYear	CurrentMonth
PK-2	93%	94%
3-5	91%	89%
6-8	83%	77%
9-12	77%	73%
<b>Total</b>	<b>83%</b>	<b>80%</b>

<b>Average Attendance</b>		
GradeDistribution	SameMonthPriorYear	CurrentMonth
PK-2	97%	104%
3-5	104%	105%
6-8	98%	104%
9-12	94%	95%
<b>Total</b>	<b>97%</b>	<b>100%</b>



# MONTHLY SCHOOL REPORT

California Connections Academy Central Valley & September 30,  
2022

Currently Enrolled

**712**

Total YTD Enrolled

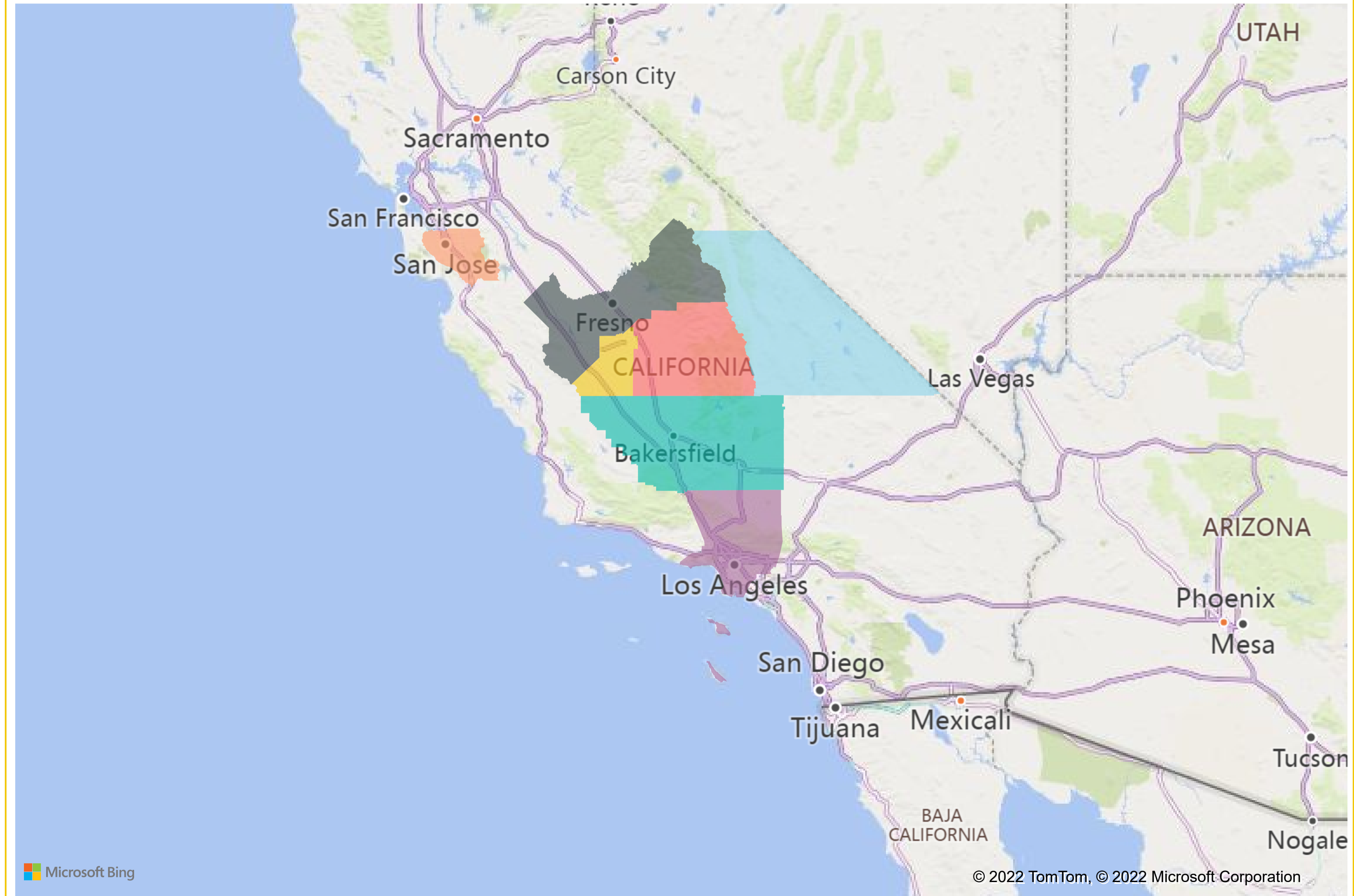
**756**

Enrollment Services Complete (Stage 4)

**798**

## Enrolled Students by County

countyGIS ● Kern, CA ● Fresno, CA ● Tulare, CA ● Kings, CA ● Inyo, CA ● Santa Clara, CA ● Los Angeles, CA



# California Connections Academy Central Valley

September 30, 2022

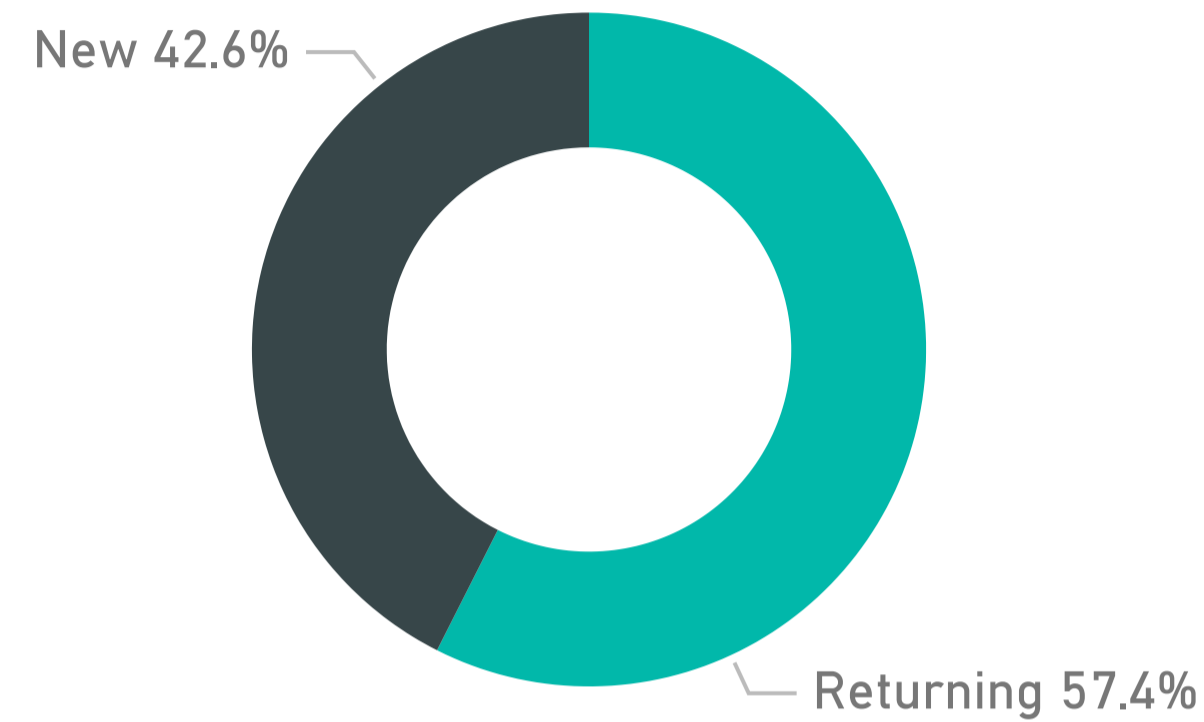
**Current Enrollment Month-Over-Month Change**

**-1%**

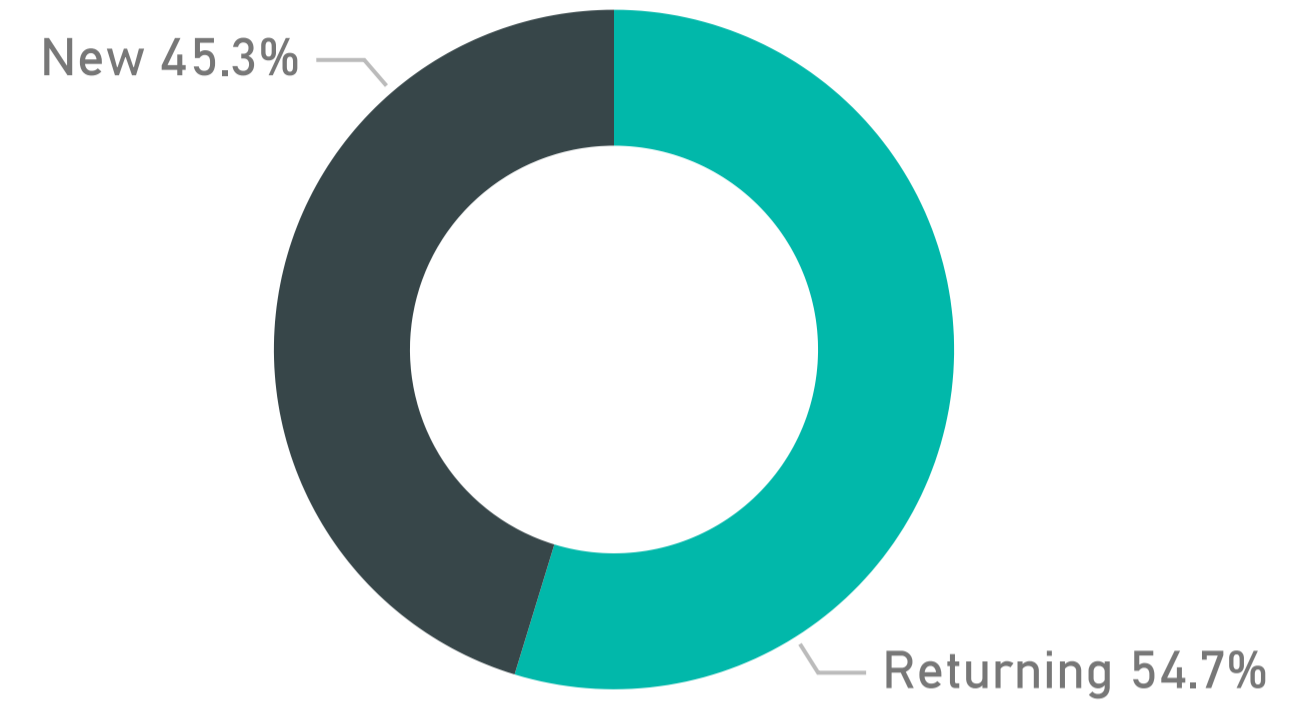
**Current Enrollment Year-Over-Year Change**

**7%**

## New and Returning

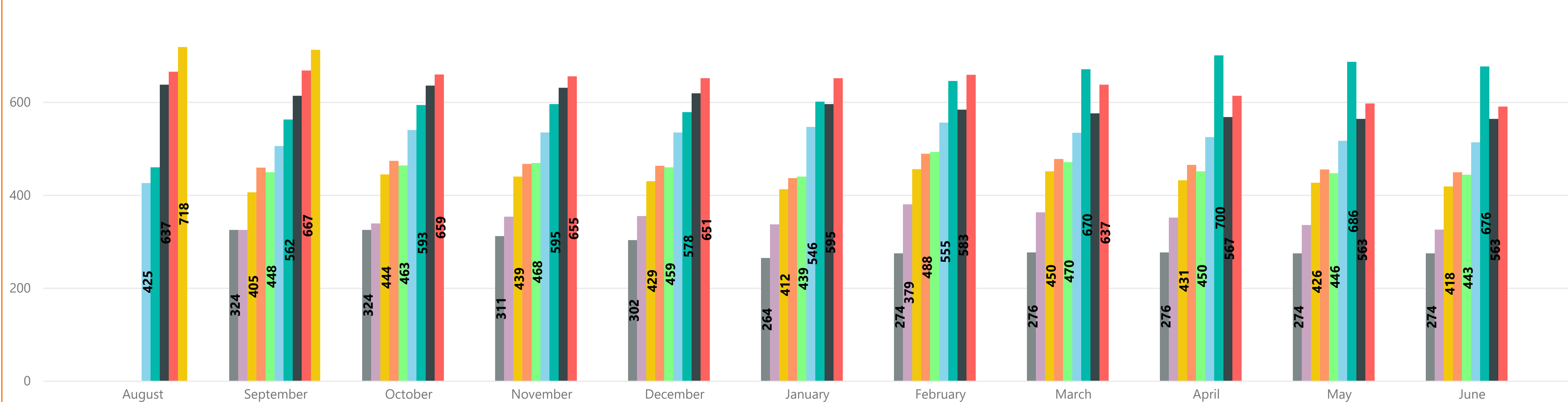


## New and Returning Prior Year



## Monthly Student Current Enrollment Comparison

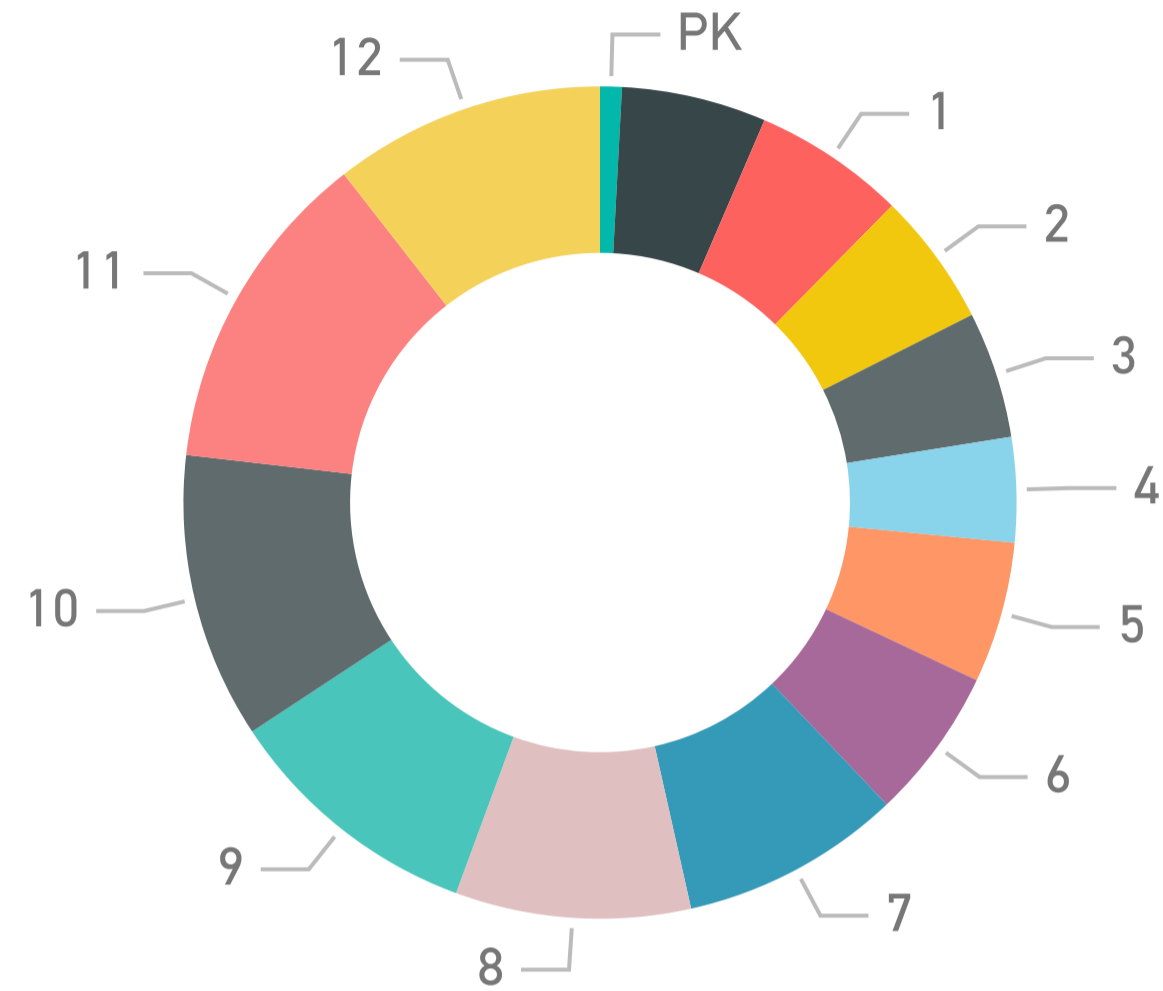
schoolYear ● 2013-2014 ● 2014-2015 ● 2015-2016 ● 2016-2017 ● 2017-2018 ● 2018-2019 ● 2019-2020 ● 2020-2021 ● 2021-2022 ● 2022-2023



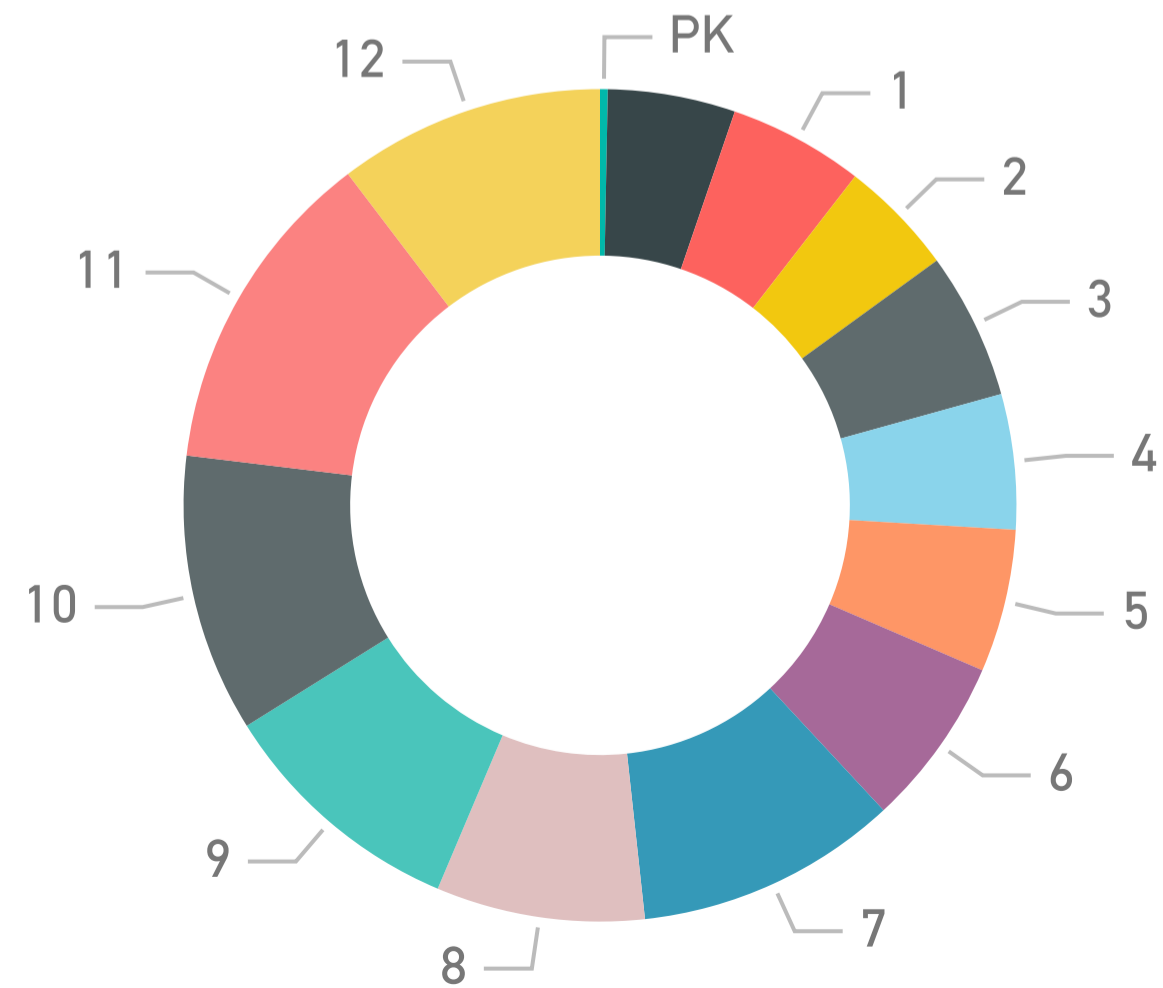
# California Connections Academy Central Valley

September 30, 2022

## Enrolled Students by Final Grade



## Enrolled Students Prior Year by Final Grade



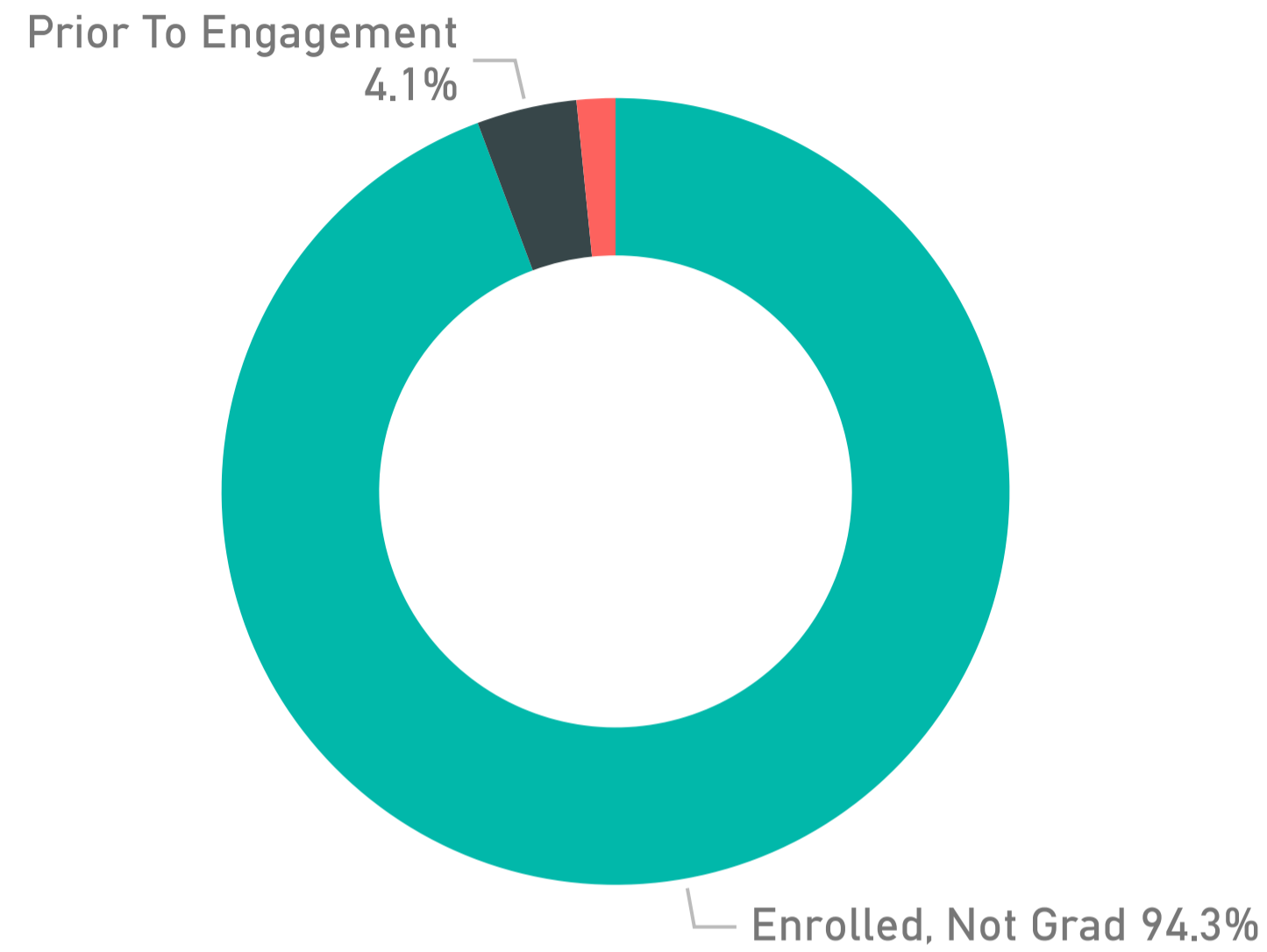
## Grade Distribution

ReportPeriod GradeDistribution	SameMonthPriorYear		PriorEOY		LastMonth		CurrentMonth	
	Students	%CT Students	Students	%CT Students	Students	%CT Students	Students	%CT Students
<b>PK-2</b>	<b>100</b>	<b>15%</b>	<b>101</b>	<b>17%</b>	<b>130</b>	<b>18%</b>	<b>125</b>	<b>18%</b>
PK	2	0%	4	1%	6	1%	6	1%
KG	33	5%	32	5%	39	5%	40	6%
1	35	5%	36	6%	45	6%	42	6%
2	30	4%	29	5%	40	6%	37	5%
<b>3-5</b>	<b>110</b>	<b>16%</b>	<b>96</b>	<b>16%</b>	<b>110</b>	<b>15%</b>	<b>103</b>	<b>14%</b>
3	38	6%	32	5%	34	5%	35	5%
4	35	5%	30	5%	35	5%	29	4%
5	37	6%	34	6%	41	6%	39	5%
<b>6-8</b>	<b>166</b>	<b>25%</b>	<b>143</b>	<b>24%</b>	<b>169</b>	<b>24%</b>	<b>168</b>	<b>24%</b>
6	44	7%	41	7%	45	6%	42	6%
7	68	10%	57	10%	59	8%	61	9%
8	54	8%	45	8%	65	9%	65	9%
<b>9-12</b>	<b>291</b>	<b>44%</b>	<b>250</b>	<b>42%</b>	<b>309</b>	<b>43%</b>	<b>316</b>	<b>44%</b>
9	65	10%	66	11%	70	10%	72	10%
10	72	11%	66	11%	74	10%	79	11%
11	85	13%	71	12%	93	13%	90	13%
12	69	10%	47	8%	72	10%	75	11%
<b>Total</b>	<b>667</b>	<b>100%</b>	<b>590</b>	<b>100%</b>	<b>718</b>	<b>100%</b>	<b>712</b>	<b>100%</b>

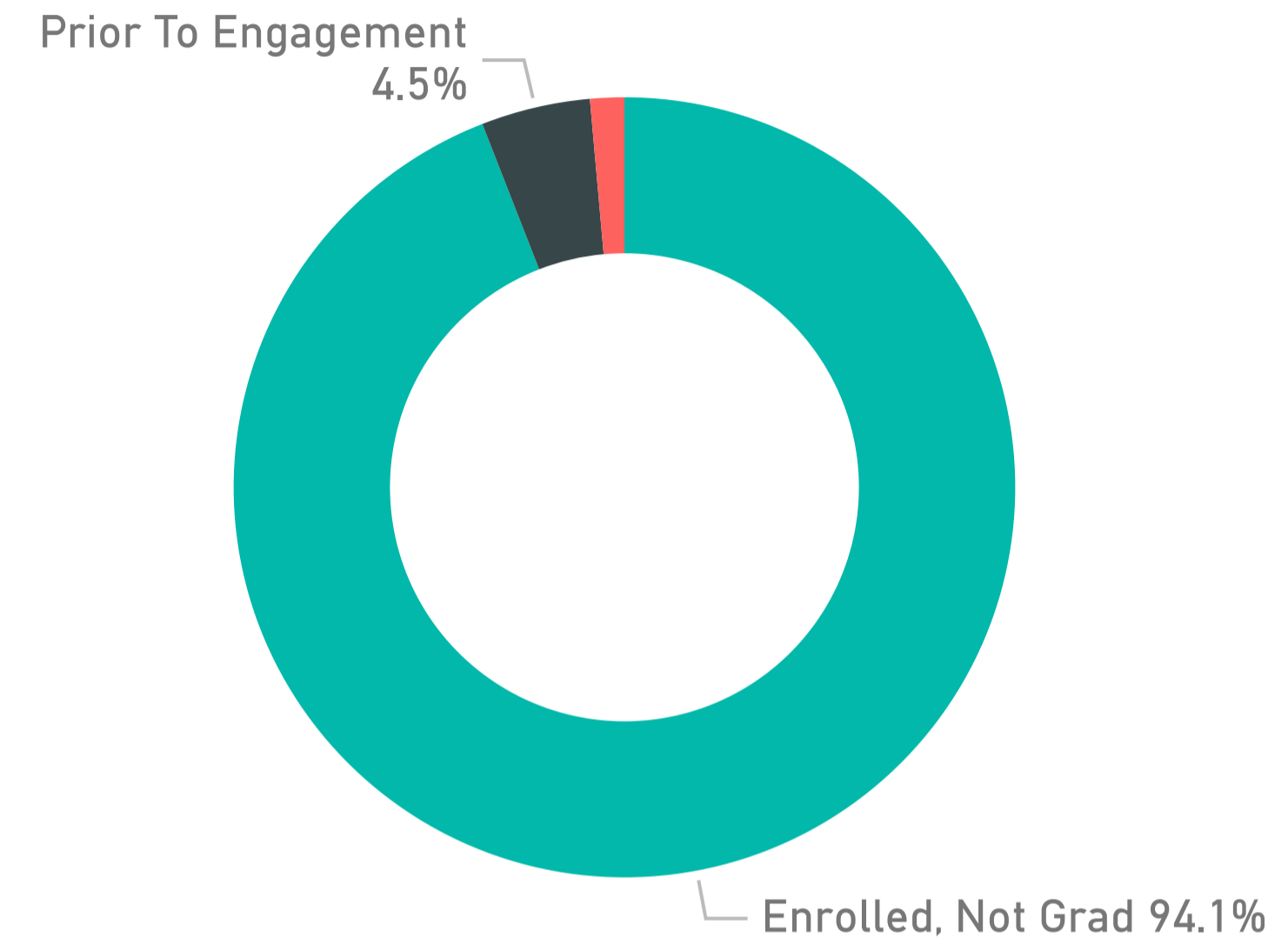
# California Connections Academy Central Valley

September 30, 2022

## Total YTD Enrollment by Withdrawal Category



## Total YTD Enrollment Prior Year by Withdrawal Category



### Total YTD Enrollment

ReportPeriod Withdrawal Category	SameMonthPriorYear		PriorEOY		LastMonth		CurrentMonth	
	Student Count	%CT Student Count	Student Count	%CT Student Count	Student Count	%CT Student Count	Student Count	%CT Student Count
Enrolled, Not Grad	667	94%	590	75%	718	100%	713	94%
Graduated			20	3%				
Prior To Engagement	32	5%	45	6%			31	4%
Withdrawal During School Year	10	1%	136	17%			12	2%
<b>Total</b>	<b>709</b>	<b>100%</b>	<b>791</b>	<b>100%</b>	<b>718</b>	<b>100%</b>	<b>756</b>	<b>100%</b>

**Enrollment Services Complete (Stage 4)**

**798**

# California Connections Academy Central Valley

September 30, 2022

## Withdrawal Reason

WD Reason	SameMonthPriorYear	PriorEOY	CurrentMonth
		7	
Another Reason		5	
Different/Better Schooling Option (Not related to socialization)		6	6
Generally dissatisfied with curriculum/course options	3	4	
Inactivity		27	
No longer able to provide a Learning Coach		1	
No Reason Given	3	32	5
Program not flexible enough		2	
Program takes too much of student's time		2	
Pursuing GED		1	
Student wants more socialization	1	21	
The curriculum is too hard	2	11	
Transition to virtual school too difficult		1	
We are moving		10	
We have chosen to home school	1	6	1

My student wants to return to a traditi...

No reason provided

We ...

# California Connections Academy Central Valley

September 30, 2022

## Household Data

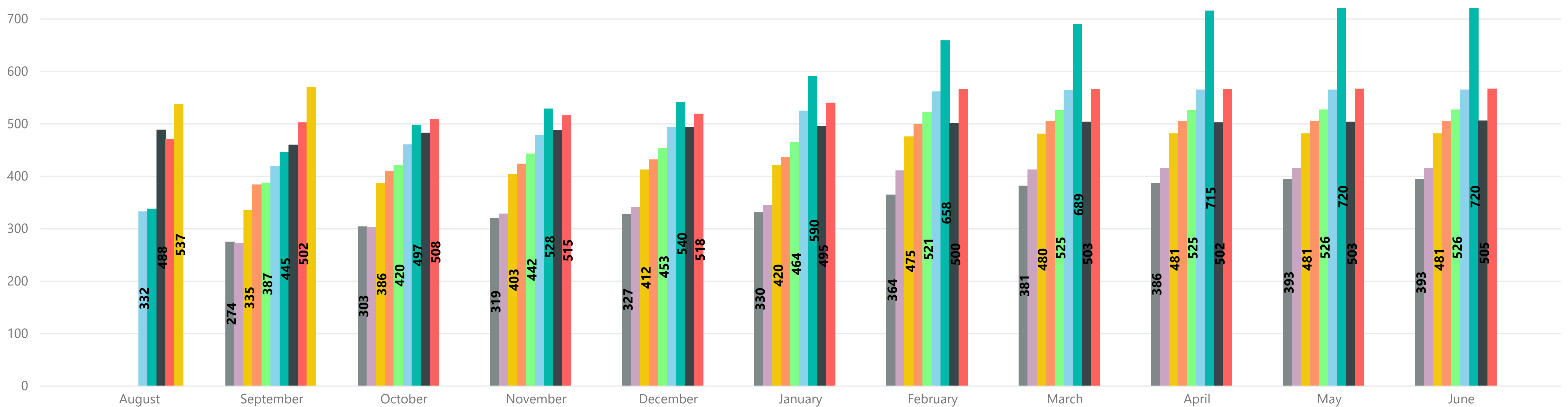
Household Data	SameMonthPriorYear	PriorEOY	LastMonth	CurrentMonth
Active	471	434	537	541
Graduated		20		
WD During School Year	9	102		9
WD Prior To Engagement	29	42		27

## Students Per Active Household

SameMonthPriorYear	PriorEOY	LastMonth	CurrentMonth
1.42	1.36	1.34	1.32

## Monthly Total Households

schoolYear ● 2013-2014 ● 2014-2015 ● 2015-2016 ● 2016-2017 ● 2017-2018 ● 2018-2019 ● 2019-2020 ● 2020-2021 ● 2021-2022 ● 2022-2023



# California Connections Academy Central Valley

September 30, 2022

## Ethnicity

Ethnicity	SameMonthPriorYear	PriorEOY	LastMonth	CurrentMonth
Hispanic or Latino	346	306	383	372
Not Hispanic or Latino	321	284	335	340

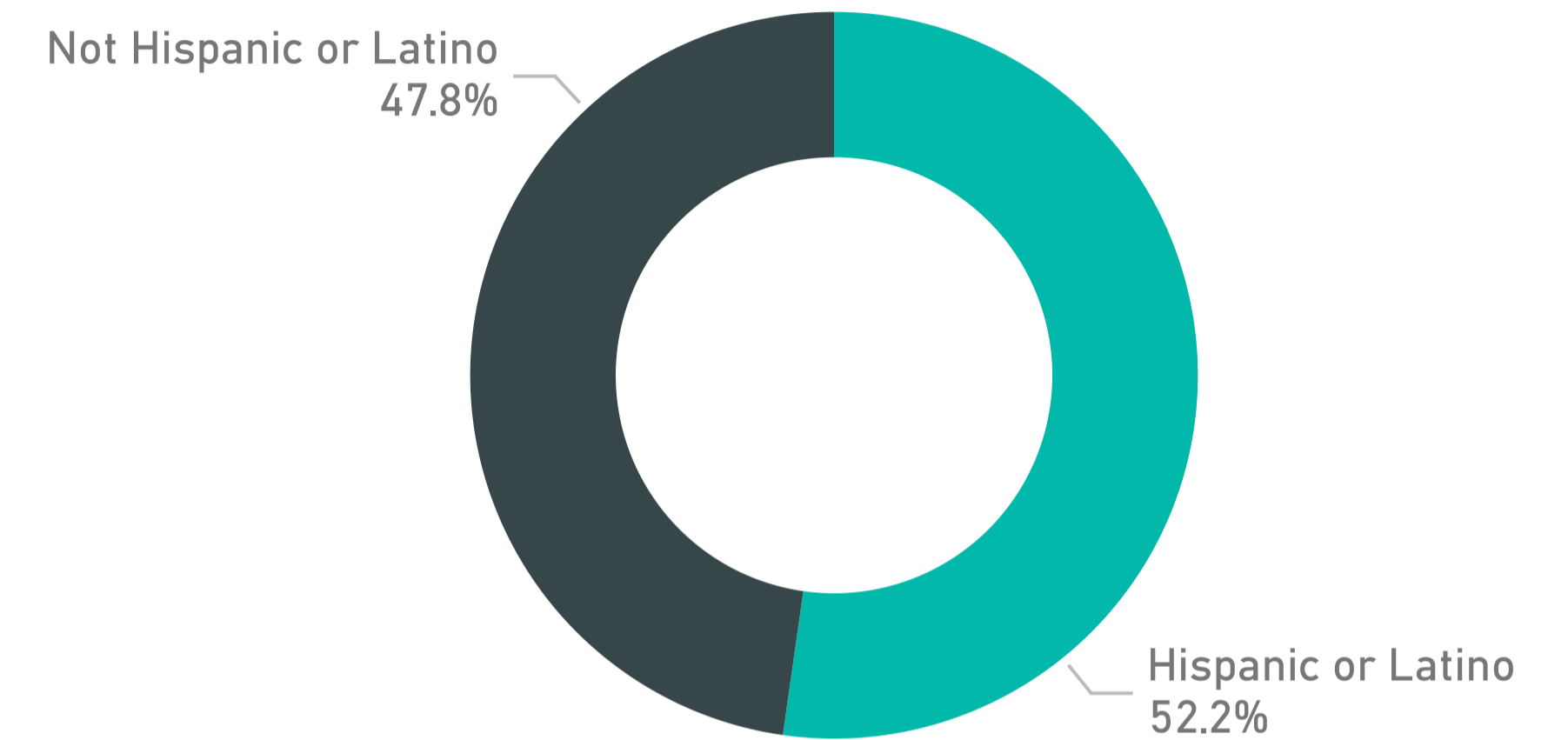
## Race

Race	SameMonthPriorYear	PriorEOY	LastMonth	CurrentMonth
American Indian or Alaskan Native	73	70	73	73
Asian	35	37	53	47
Black/African American	96	77	83	88
Native Hawaiian or Other Pacific Islander	12	10	12	10
White	531	474	575	573

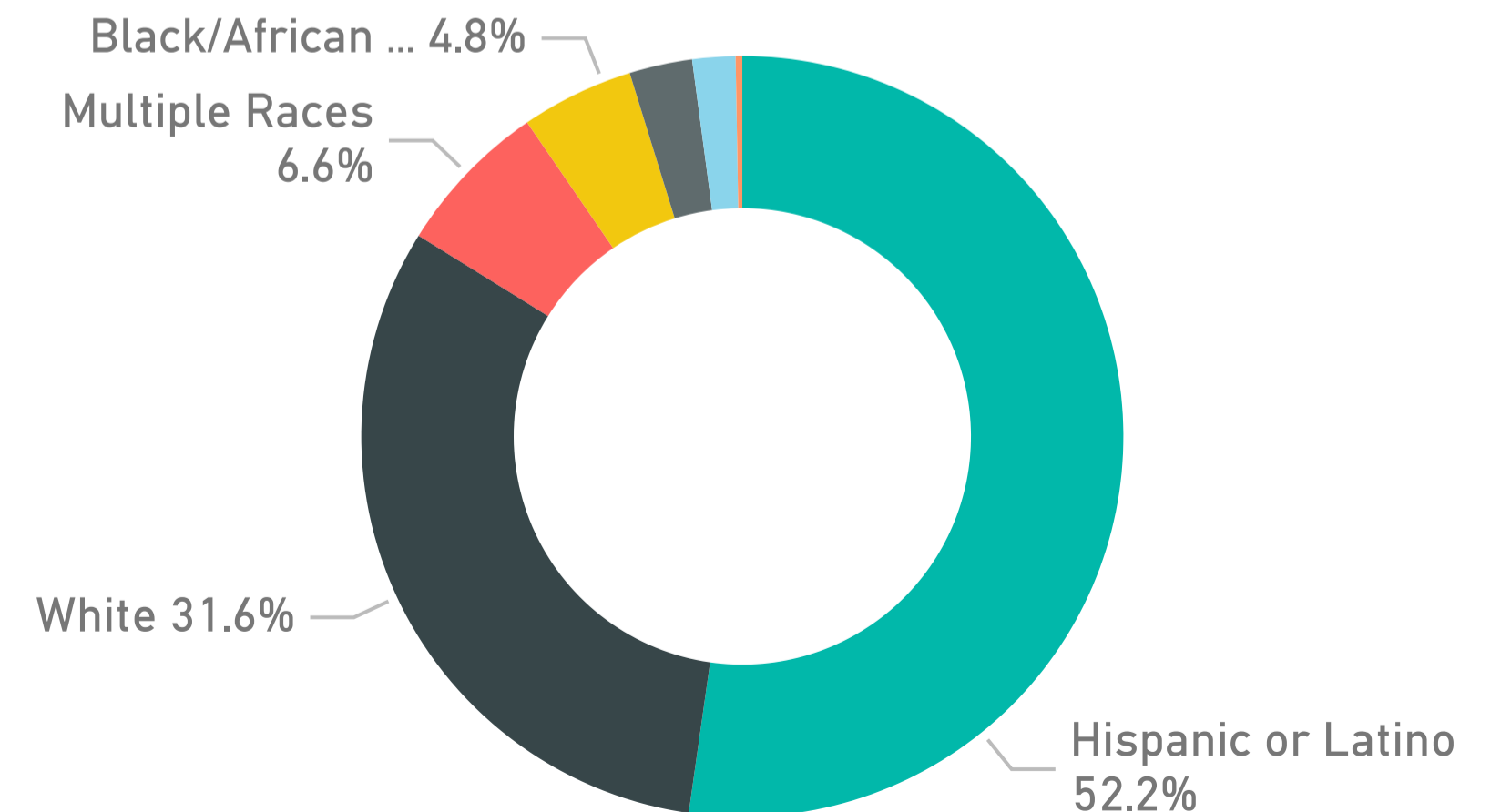
## Distinct Race/Ethnicity

Distinct Race/Ethnicity	SameMonthPriorYear	PriorEOY	LastMonth	CurrentMonth
American Indian or Alaskan Native	7	6	12	13
Asian	16	18	22	19
Black/African American	36	22	31	34
Hispanic or Latino	346	306	383	372
Multiple Races	46	44	49	47
Native Hawaiian or Other Pacific Islander	2	2	4	2
White	214	192	217	225

## Enrolled Students by Ethnicity



## Enrolled Students by Distinct Race/Ethnicity





# California Connections Academy Central Valley

September 30, 2022

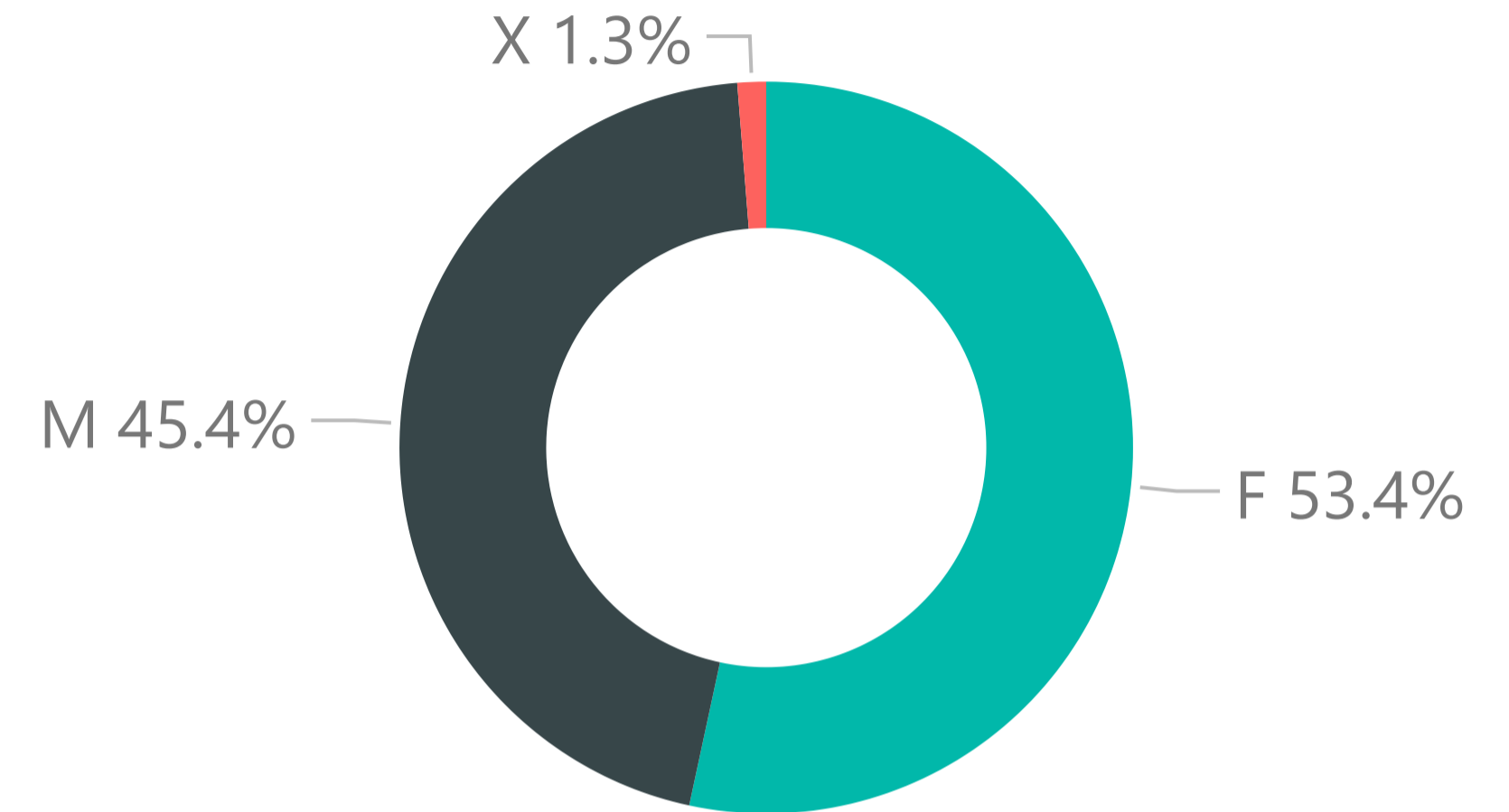
## Gender

Gender	SameMonthPriorYear	PriorEOY	LastMonth	CurrentMonth
F	357	328	392	380
M	308	260	319	323
X	2	2	7	9

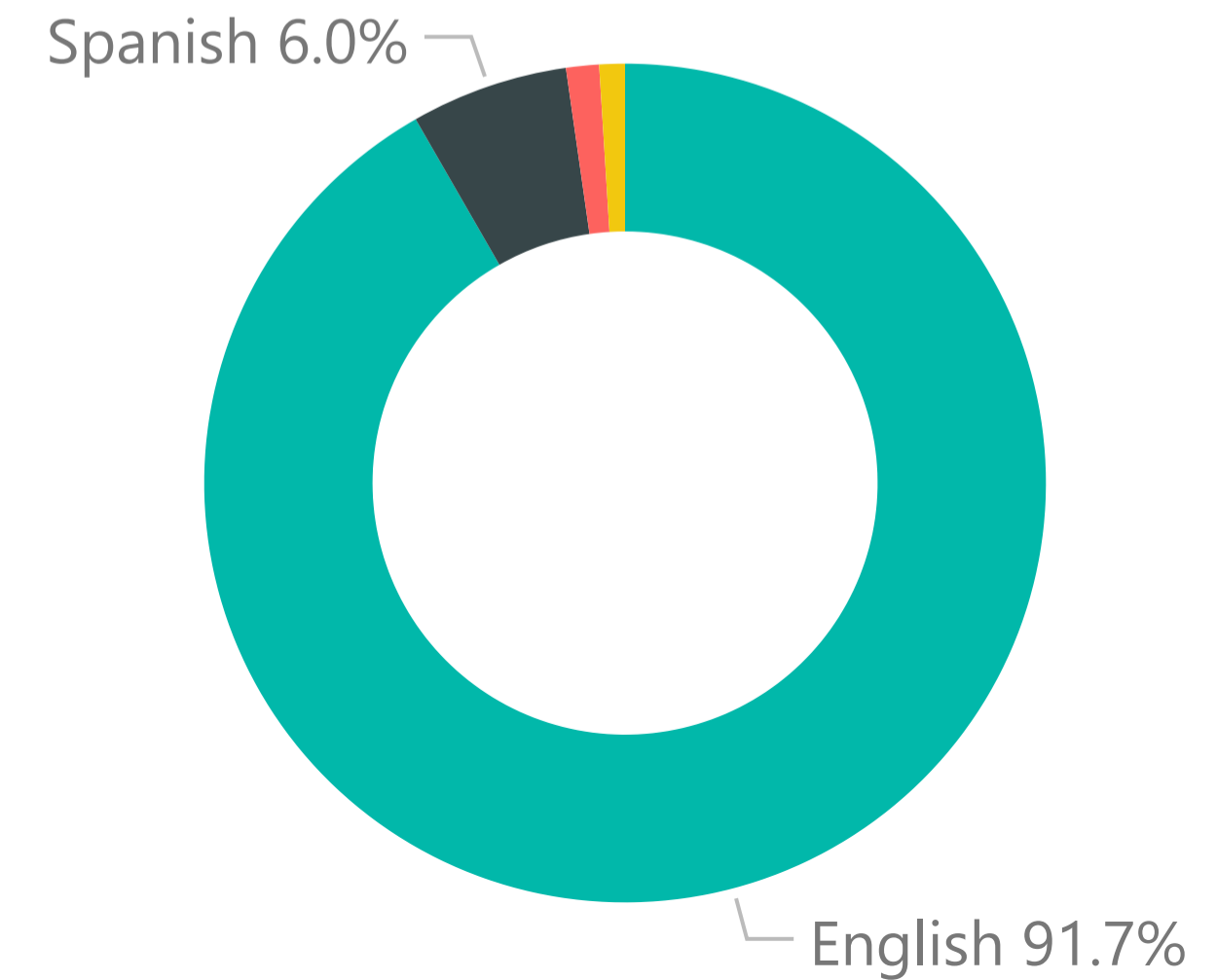
## Primary Language

Home Language	SameMonthPriorYear	PriorEOY	LastMonth	CurrentMonth
English	605	534	654	653
Spanish	48	42	49	43
Arabic	7	9	8	9
Another Language	5	5	7	7
No Language Reported	2			

## Enrolled Students by Gender



## Enrolled Students by Language



# California Connections Academy Central Valley

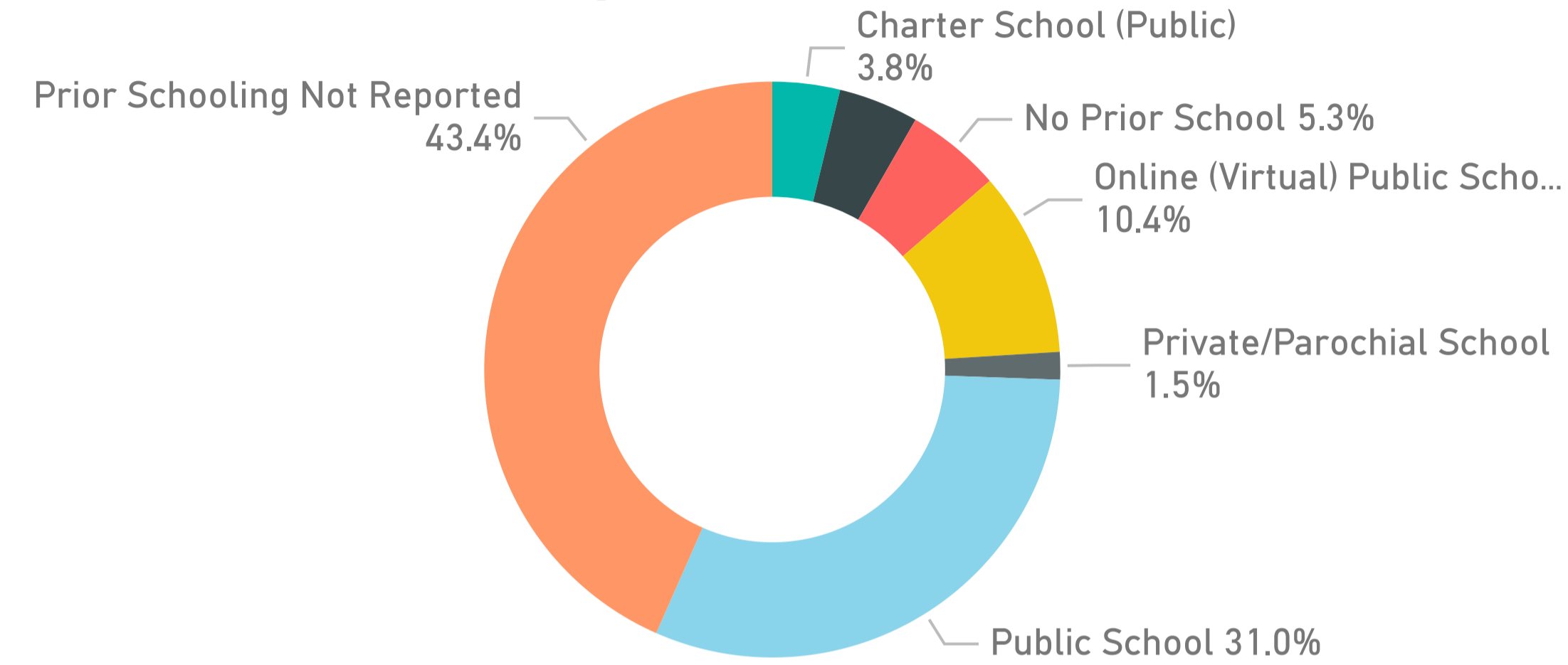
September 30, 2022

## Prior Schooling

Prior Schooling	SameMonthPriorYear	PriorEOY	LastMonth	CurrentMonth
Charter School (Public)	36	31	20	27
Home School	37	37	33	32
No Prior School	41	38	36	38
Online (Virtual) Public School	112	99	78	74
Private/Parochial School	19	16	12	11
Public School	328	287	210	221
Prior Schooling Not Reported	94	82	329	309

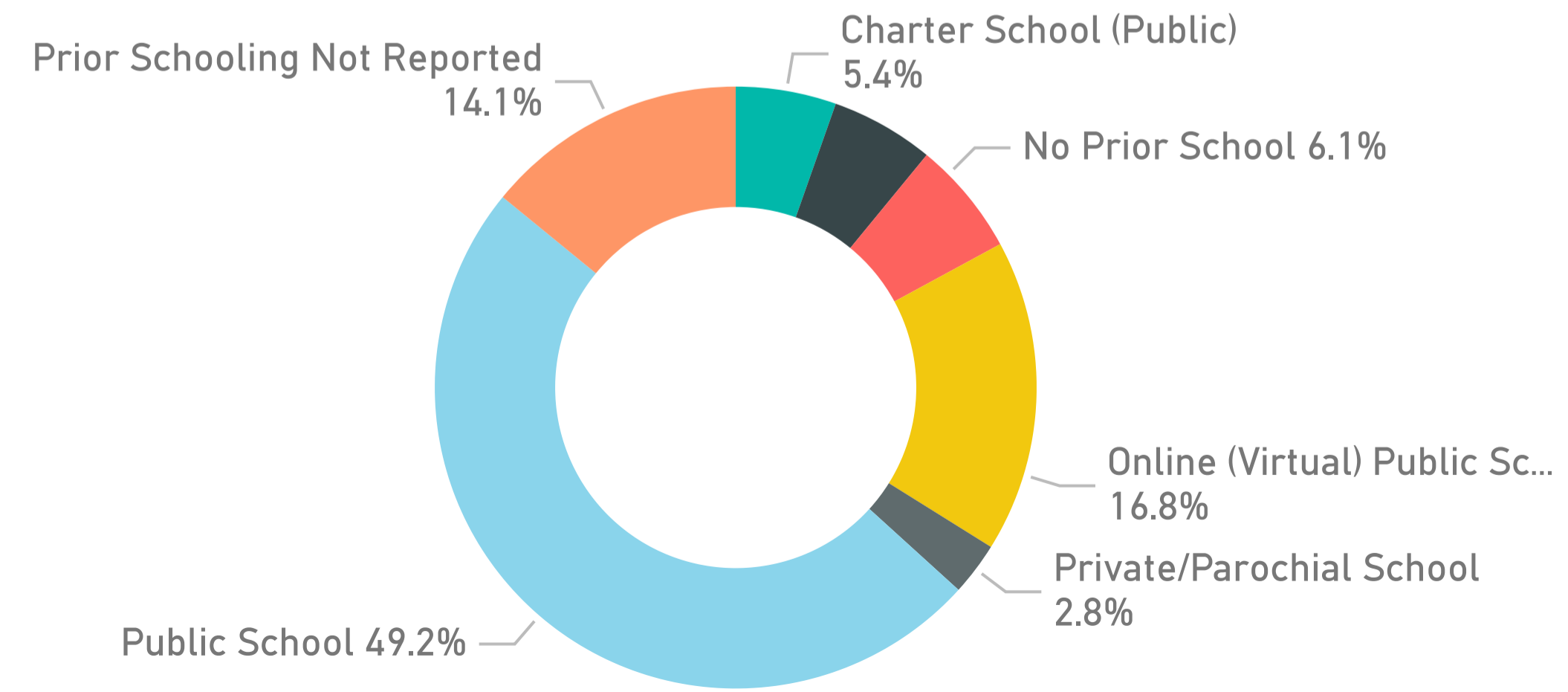
## Prior Schooling

September 30, 2022



## Prior Schooling

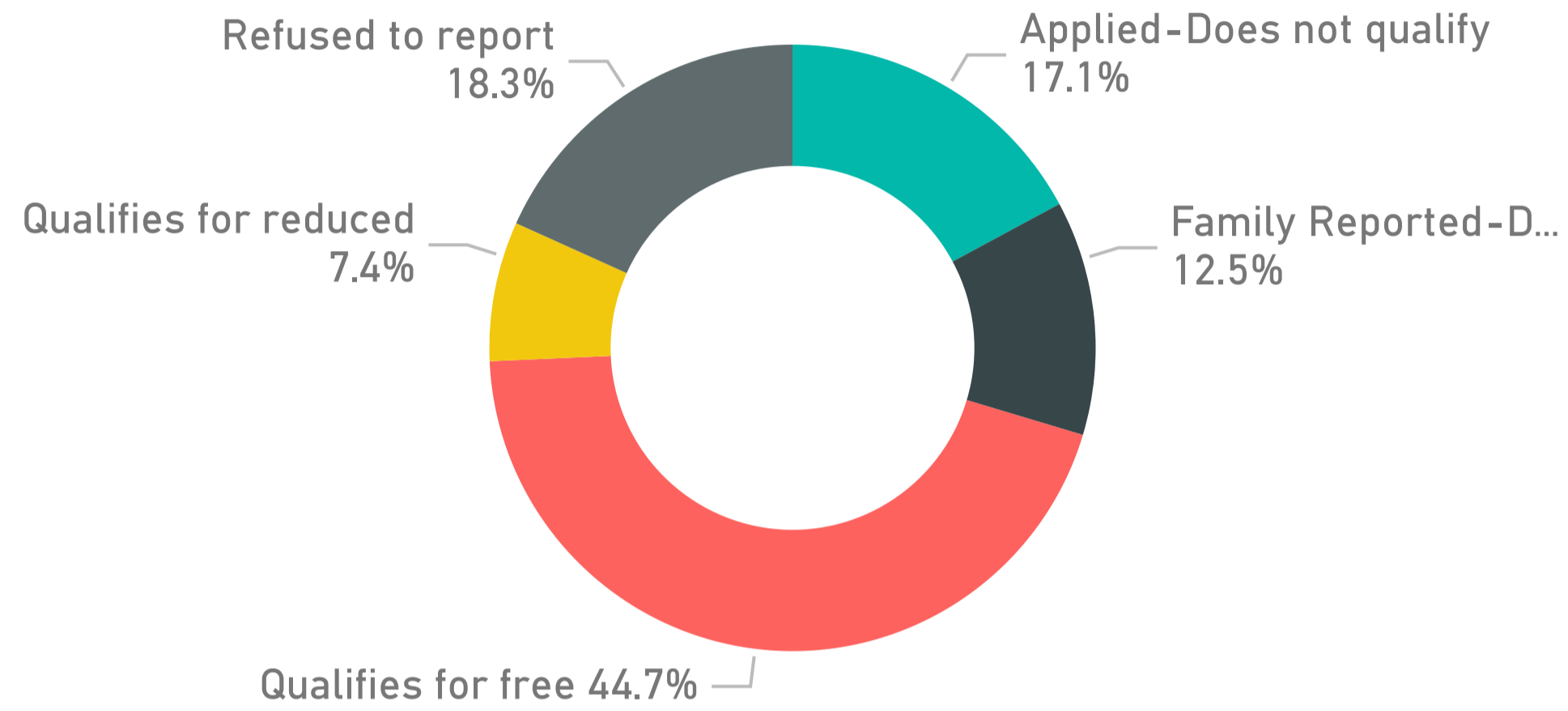
September 30, 2021



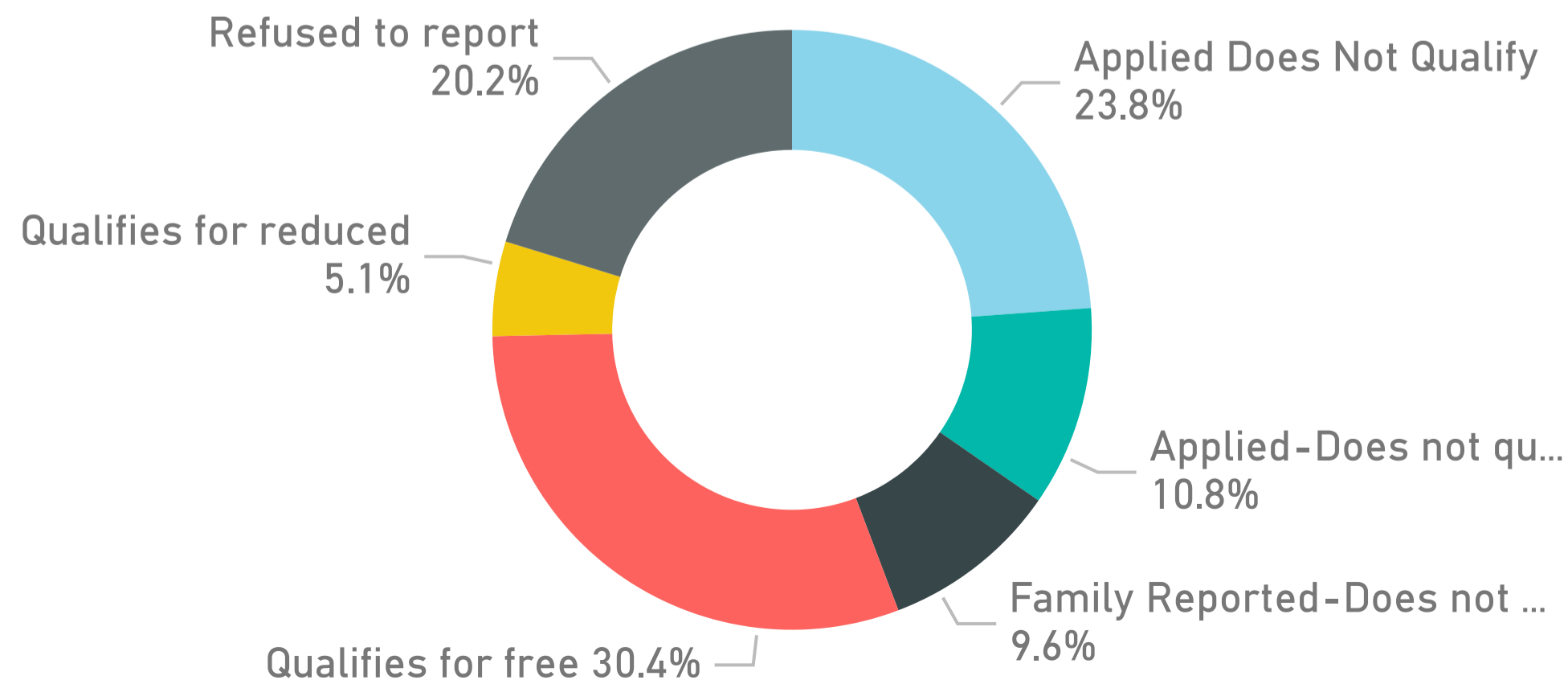
# California Connections Academy Central Valley

September 30, 2022

## FARM Eligibility September 30, 2022



## FARM Eligibility September 30, 2021



## Disability

Disability	SameMonthPriorYear	PriorEOY	LastMonth	CurrentMonth
Autism	18	18	19	21
Cognitive Disability	5	7	7	7
Emotionally Impaired	7	6	4	4
Multiple Disabilities			1	1
Other Health Impaired	15	13	12	14
Physical Disability			1	1
Specific Learning Disability	20	22	24	24
Speech/Language Impaired	12	10	8	9

Specific Learning Disability

Other Health Impaired

Cognitive ...

Autism

Speech/Language Im...

Emotionall...

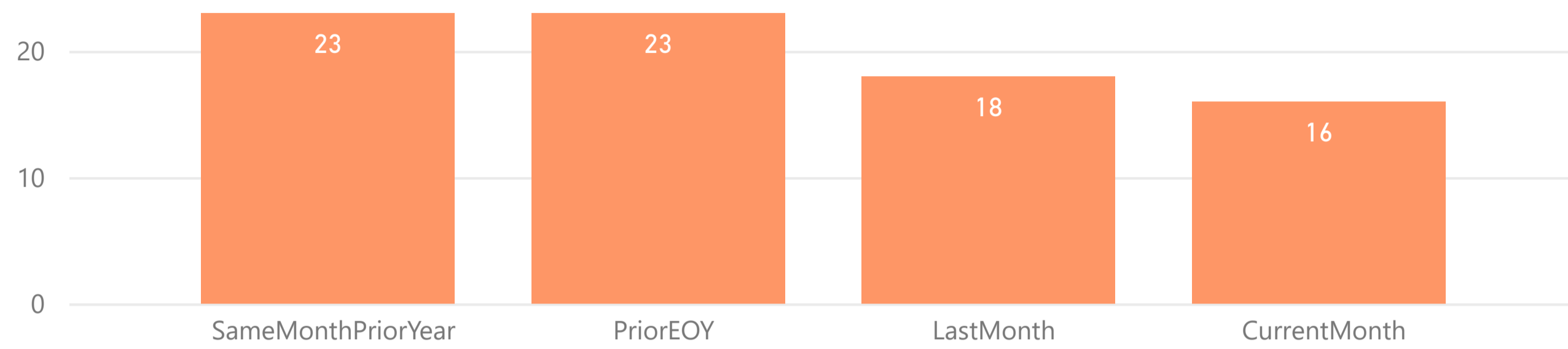
Mul...

Phy...

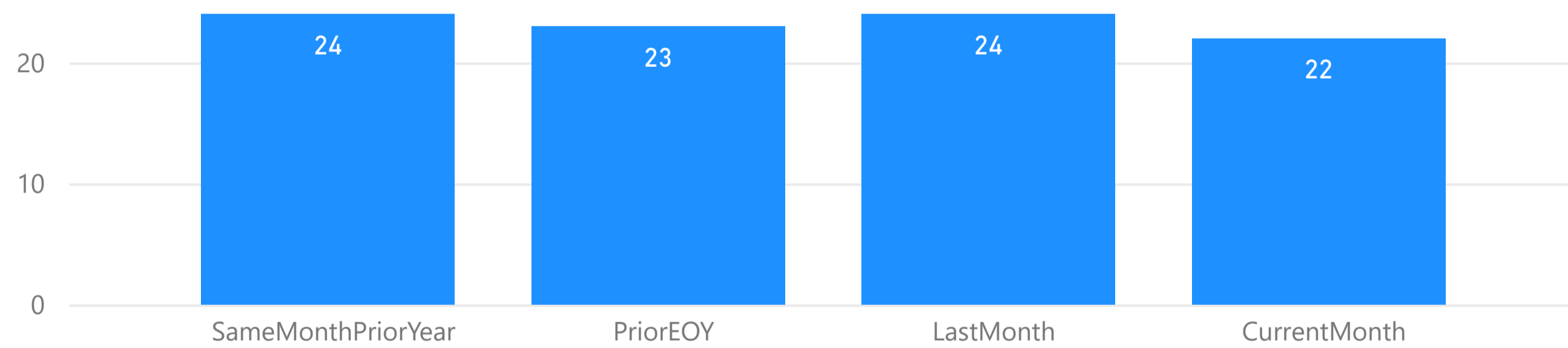
# California Connections Academy Central Valley

September 30, 2022

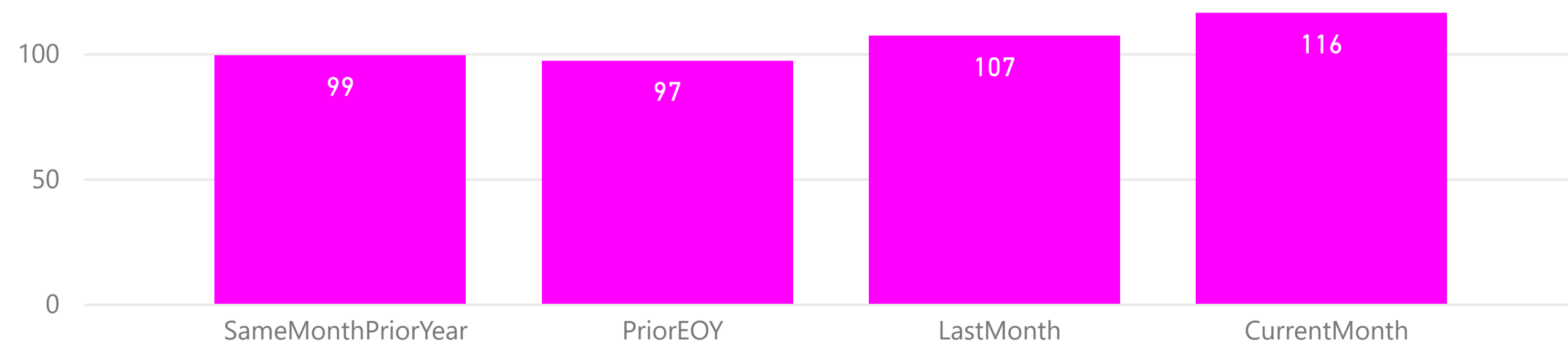
## Gifted



## Plan504



## IEP



## Currently Enrolled

**712**

### Gifted

**2%**

### Plan504

**3%**

### IEP

**16%**

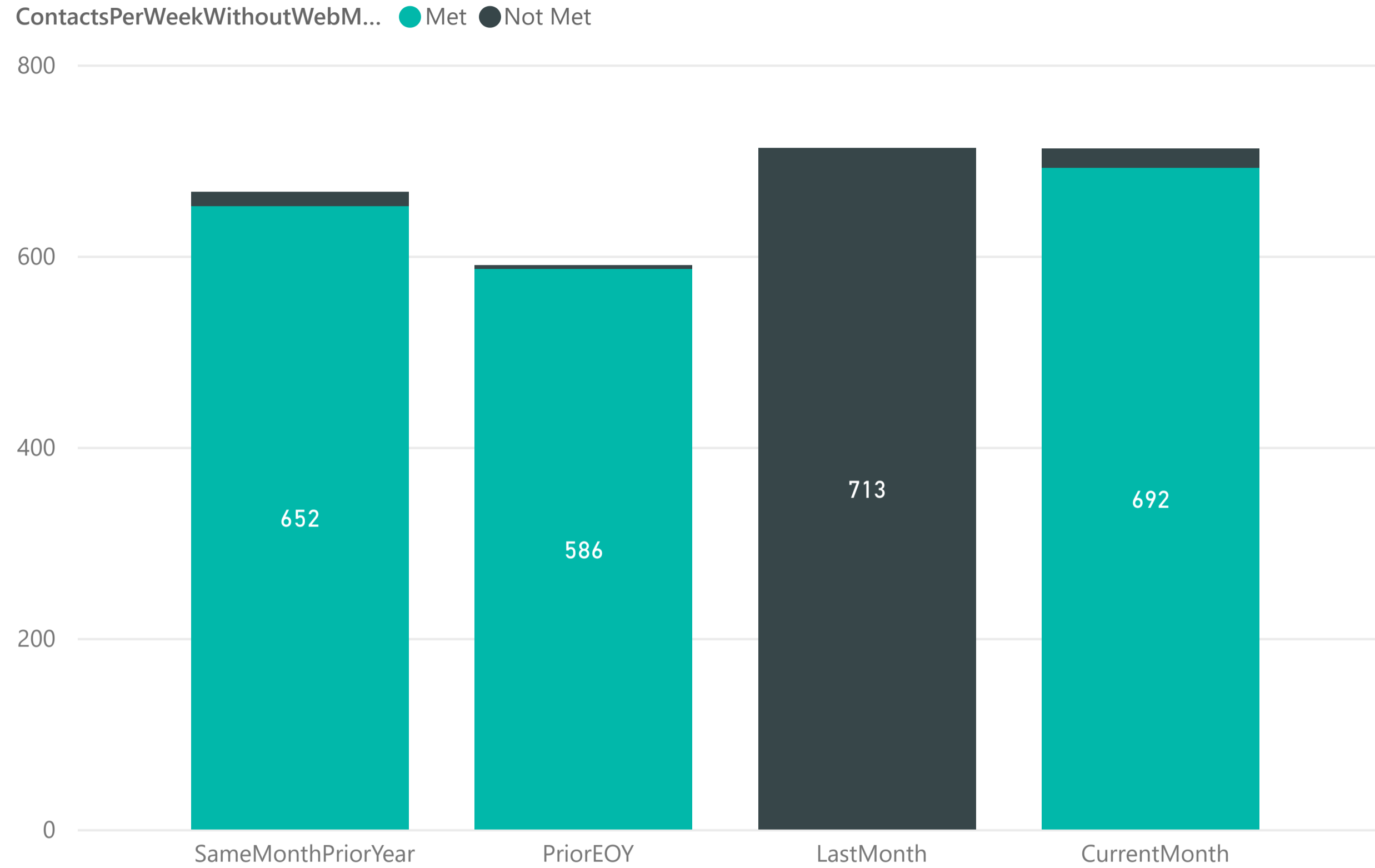
### Not in Special Population

**79%**

# California Connections Academy Central Valley

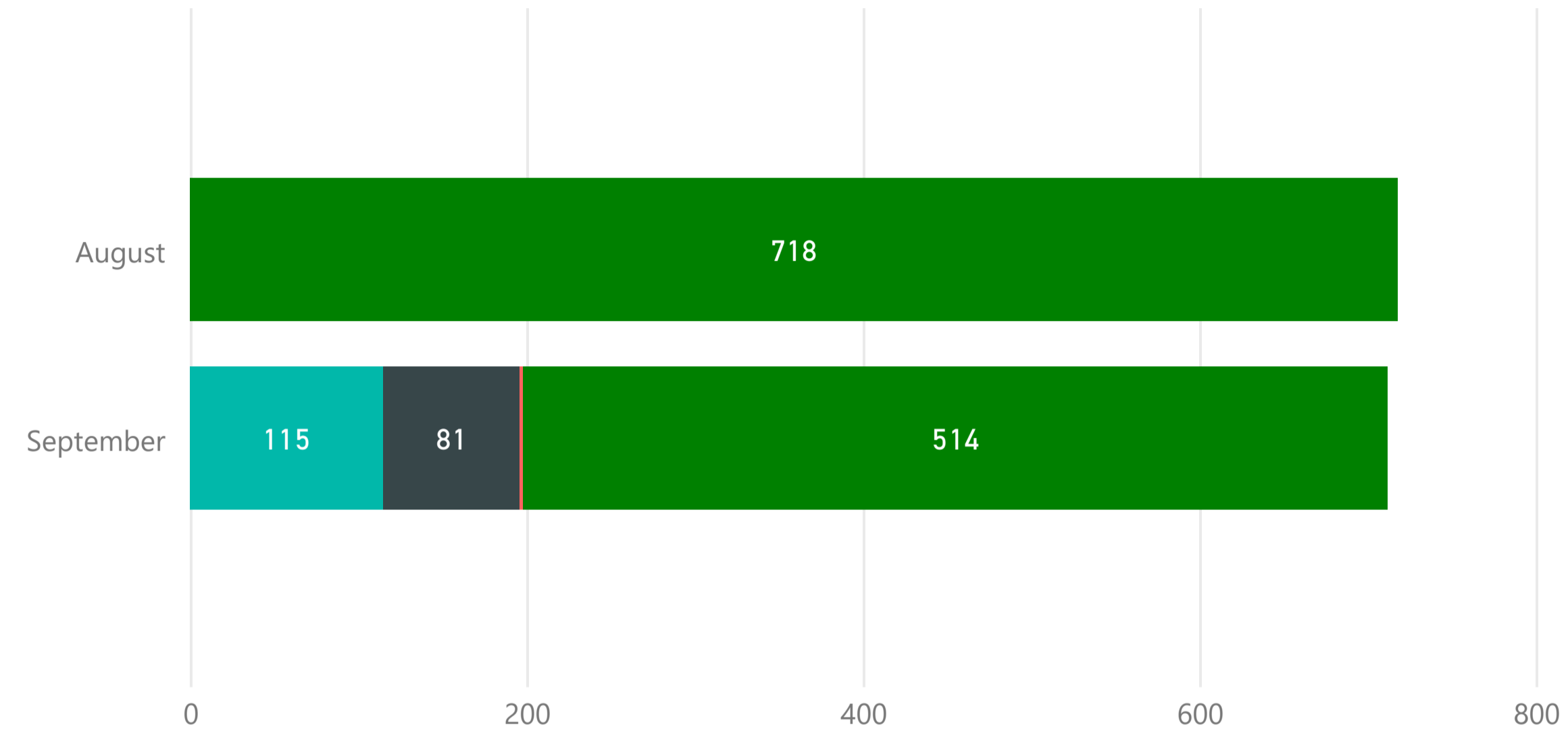
September 30, 2022

## Contacts Per Week



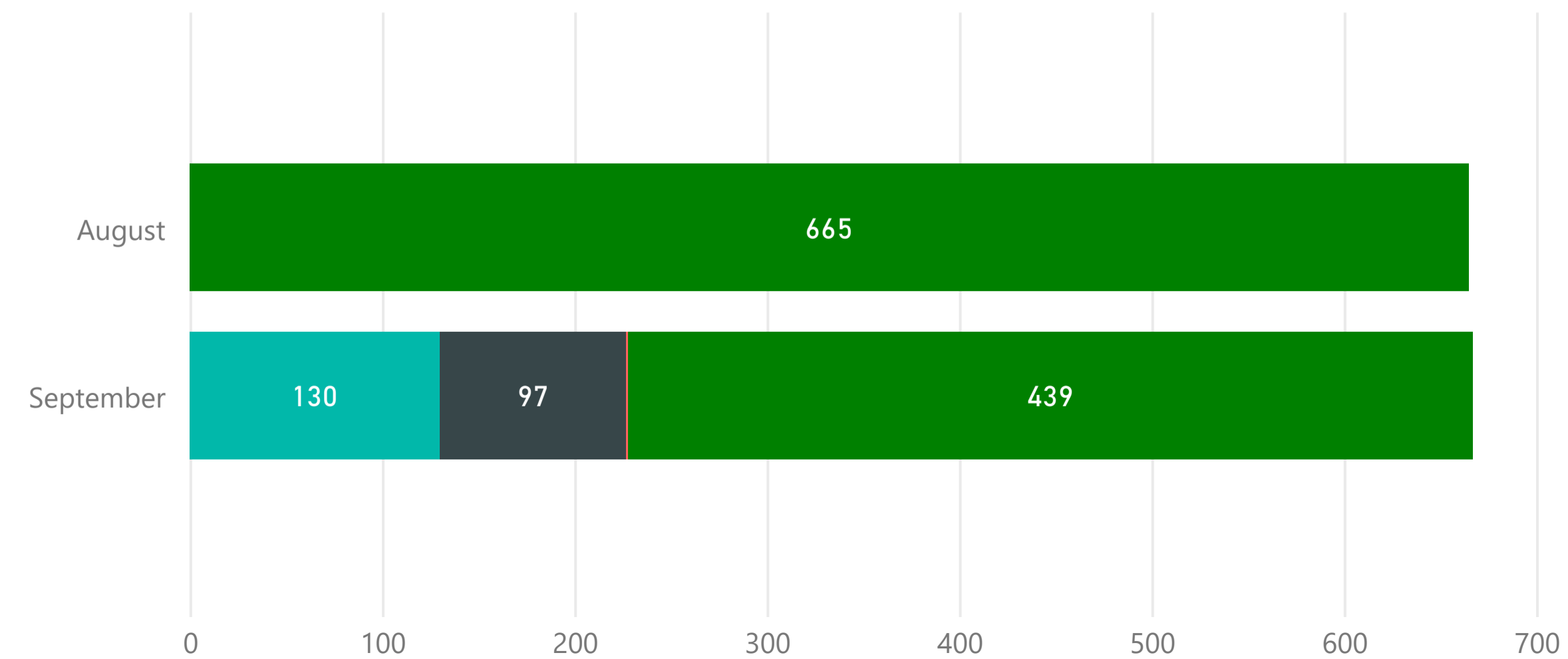
## School Year: 2022-2023

AttendanceStatusAutomated Alarm Approaching Alarm Exempt On Track



## School Year: 2021-2022

AttendanceStatusAutomated Alarm Approaching Alarm Exempt On Track



## Currently Enrolled

**712**

# California Connections Academy Central Valley

September 30, 2022

## Average Participation

GradeDistribution	SameMonthPriorYear	PriorEOY	LastMonth	CurrentMonth
PK-2	80%	98%	100%	81%
3-5	82%	97%	100%	83%
6-8	92%	97%	100%	90%
9-12	84%	95%	100%	84%
<b>Total</b>	<b>85%</b>	<b>96%</b>	<b>100%</b>	<b>85%</b>

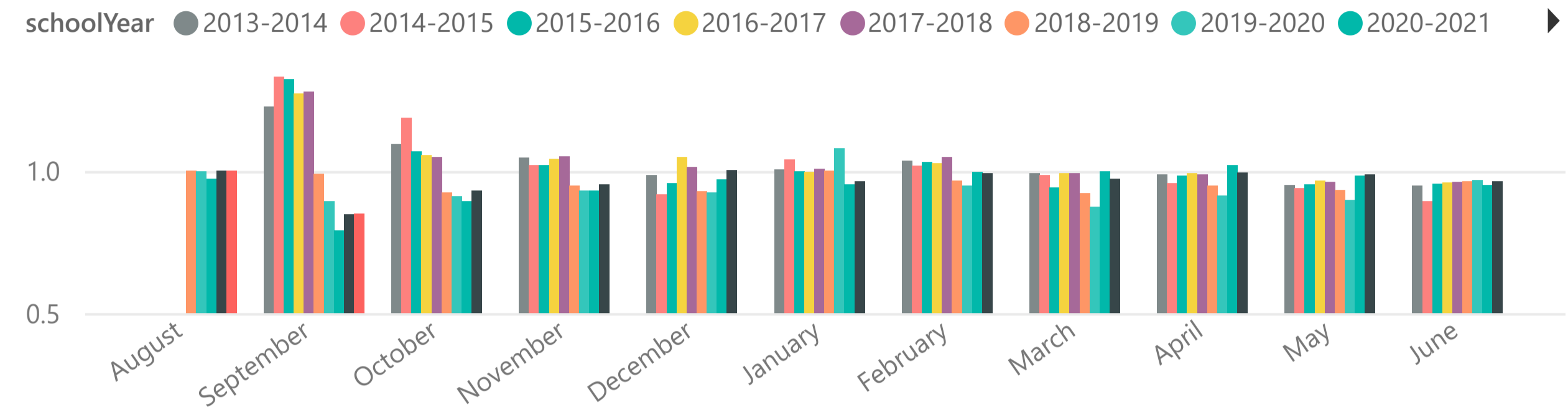
## Average Performance

GradeDistribution	SameMonthPriorYear	CurrentMonth
PK-2	92%	91%
3-5	83%	88%
6-8	77%	74%
9-12	74%	71%
<b>Total</b>	<b>79%</b>	<b>78%</b>

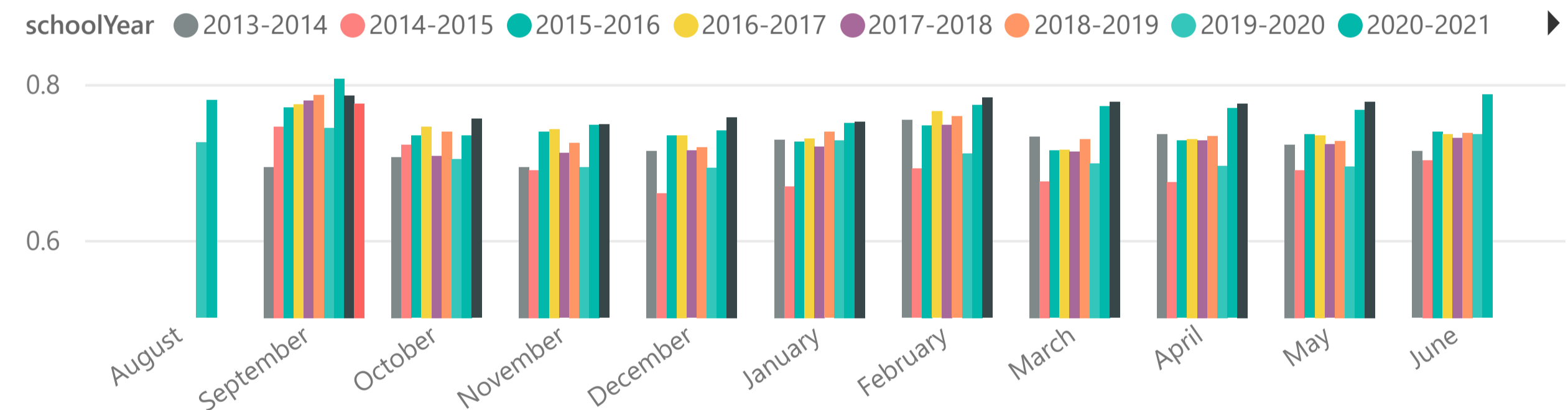
## Average Attendance

GradeDistribution	SameMonthPriorYear	PriorEOY	LastMonth	CurrentMonth
PK-2	101%	96%	100%	102%
3-5	95%	96%	100%	102%
6-8	98%	96%	100%	99%
9-12	95%	93%	100%	93%
<b>Total</b>	<b>97%</b>	<b>95%</b>	<b>100%</b>	<b>97%</b>

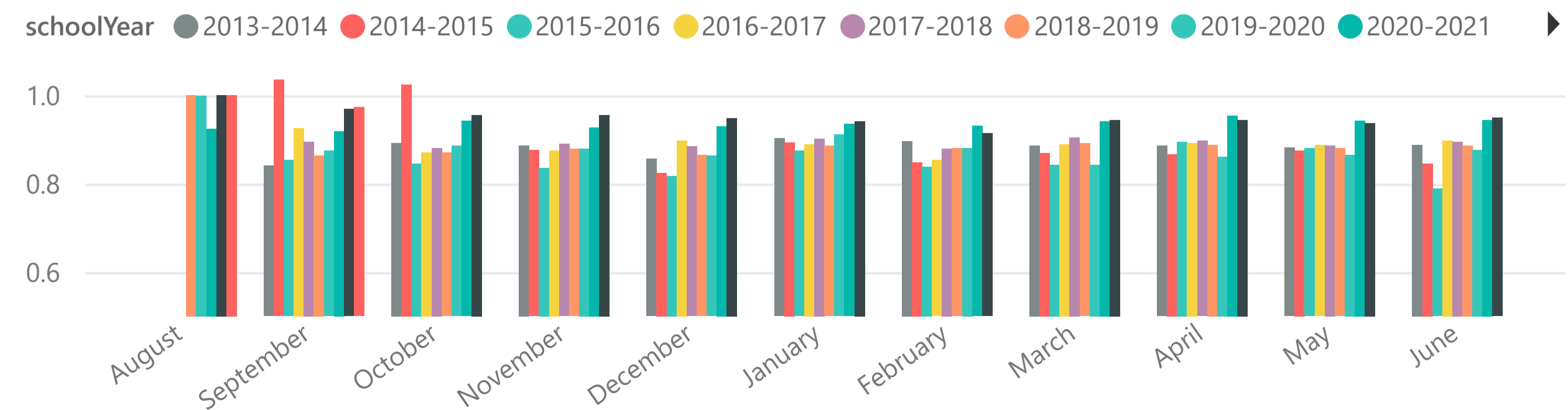
## Average Total Participation



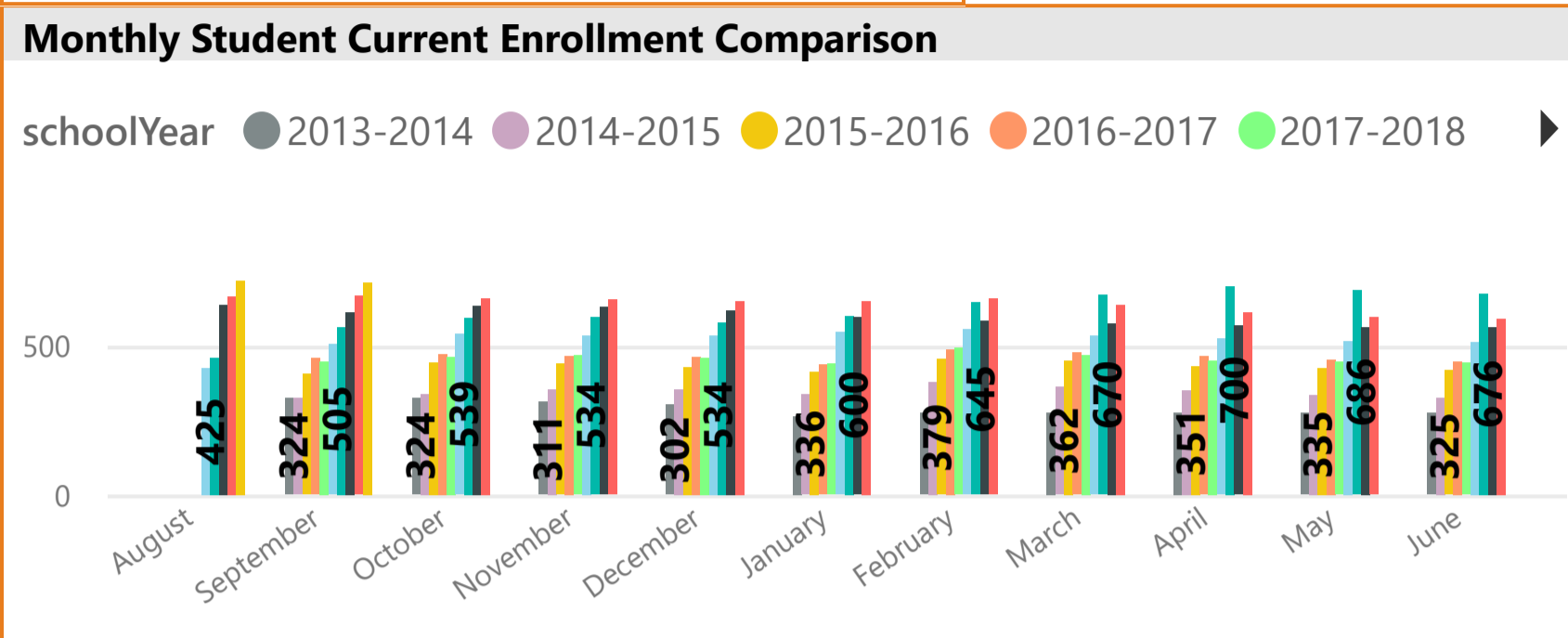
## Average Total Performance



## Average Total Attendance



<b>Currently Enrolled</b> <b>712</b>	<b>Total YTD Enrolled</b> <b>756</b>	<b>California Connections Academy Central Valley</b> <b>September 30, 2022</b>	<b>Current Enrollment Month-Over-Month Change</b> <b>-1%</b>
<b>Enrollment Services Complete (Stage 4)</b> <b>798</b>			<b>Current Enrollment Year-Over-Year Change</b> <b>7%</b>



### Total YTD Enrollment

ReportPeriod	SameMonthPriorYear	CurrentMonth
Withdrawal Category	Student Count	%CT Student Count
Enrolled, Not Grad	667	94%
Prior To Engagement	32	5%
Withdrawal During School Year	10	1%
<b>Total</b>	<b>709</b>	<b>100%</b>

### New & Returning

ReportPeriod	SameMonthPriorYear	CurrentMonth
New or Returning	Students	%CT Students
New	302	45.28%
Returning	365	54.72%

### Household Data

Household Data	SameMonthPriorYear	CurrentMonth
Active	471	541
WD During School Year	9	9
WD Prior To Engagement	29	27

### Students Per Active Household

SameMonthPriorYear	CurrentMonth
1.42	1.32

### Grade Distribution

ReportPeriod	SameMonthPriorYear	CurrentMonth
GradeDistribution	Students	%CT Students
<b>PK-2</b>	<b>100</b>	<b>15%</b>
PK	2	0%
KG	33	5%
1	35	5%
2	30	4%
<b>3-5</b>	<b>110</b>	<b>16%</b>
3	38	6%
4	35	5%
5	37	6%
<b>6-8</b>	<b>166</b>	<b>25%</b>
6	44	7%
7	68	10%
8	54	8%
<b>9-12</b>	<b>291</b>	<b>44%</b>
9	65	10%
10	72	11%
11	85	13%
12	69	10%
<b>Total</b>	<b>667</b>	<b>100%</b>

### Withdrawal Reason

Withdrawal Reason	SameMonth
Generally dissatisfied with curriculum/course options	
My student wants to return to a traditional school setting for other (non-socialization related) reasons.	
My student wants to return to a traditional school setting for socialization reasons.	
No reason provided	
The curriculum is too hard.	
We have chosen to home school.	

**California Connections Academy Central Valley**

**September 30, 2022**

<b>Gender</b>		
Gender	SameMonthPriorYear	CurrentMonth
F	357	380
M	308	323
X	2	9

<b>Primary Language</b>		
Home Language	SameMonthPriorYear	CurrentMonth
English	605	653
Spanish	48	43
Arabic	7	9
Another Language	5	7
No Language Reported	2	

<b>Disability</b>		
Disability	SameMonthPriorYear	CurrentMonth
Autism	18	21
Cognitive Disability	5	7
Emotionally Impaired	7	4
Multiple Disabilities		1
Other Health Impaired	15	14
Physical Disability		1
Specific Learning Disability	20	24
Speech/Language Impaired	12	9

<b>Gifted</b>		
Gifted	SameMonthPriorYear	CurrentMonth
Yes	23	16

<b>Plan 504</b>		
Plan504	SameMonthPriorYear	CurrentMonth
504	24	22

<b>IEP</b>		
IEP	SameMonthPriorYear	CurrentMonth
IEP	99	116

<b>Gifted</b>	<b>Plan504</b>
<b>2%</b>	<b>3%</b>

<b>IEP</b>	<b>Not in Special Population</b>
<b>16%</b>	<b>79%</b>

<b>Ethnicity</b>		
Ethnicity	SameMonthPriorYear	CurrentMonth
Hispanic or Latino	346	372
Not Hispanic or Latino	321	340

<b>Distinct Race/Ethnicity</b>		
Distinct Race/Ethnicity	SameMonthPriorYear	CurrentMonth
American Indian or Alaskan Native	7	13
Asian	16	19
Black/African American	36	34
Hispanic or Latino	346	372
Multiple Races	46	47
Native Hawaiian or Other Pacific Islander	2	2
White	214	225

<b>Race</b>		
Race	SameMonthPriorYear	CurrentMonth
American Indian or Alaskan Native	73	73
Asian	35	47
Black/African American	96	88
Native Hawaiian or Other Pacific Islander	12	10
White	531	573

<b>Household FARM Eligibility</b>		
HouseholdFARMEligibility	SameMonthPriorYear	CurrentMonth
Applied Does Not Qualify	158	
Applied-Does not qualify	55	111
Family Reported-Does not qualify	54	76
Qualifies for free	173	287
Qualifies for reduced	28	44
Refused to report	122	113

<b>Prior Schooling</b>		
Prior Schooling	SameMonthPriorYear	CurrentMonth
Charter School (Public)	36	27
Home School	37	32
No Prior School	41	38
Online (Virtual) Public School	112	74
Private/Parochial School	19	11
Public School	328	221
Prior Schooling Not Reported	94	309



**California Connections Academy Central Valley**  
**September 30, 2022**

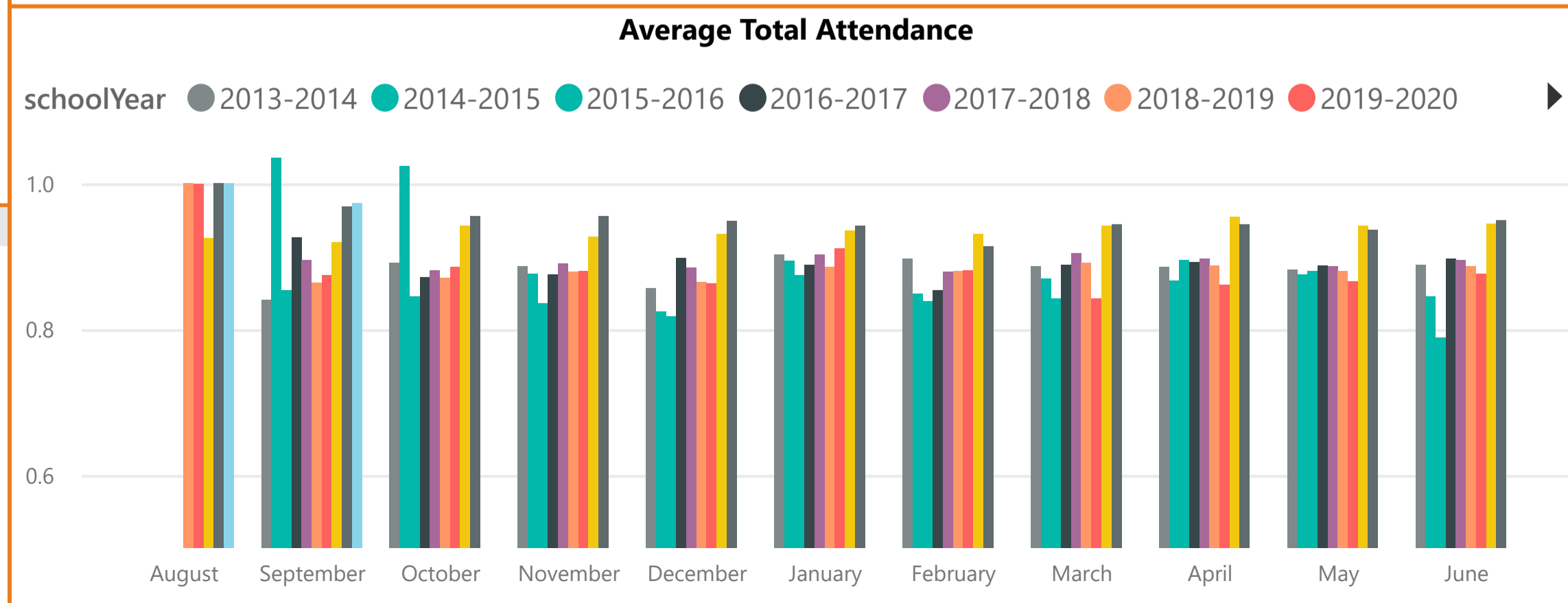
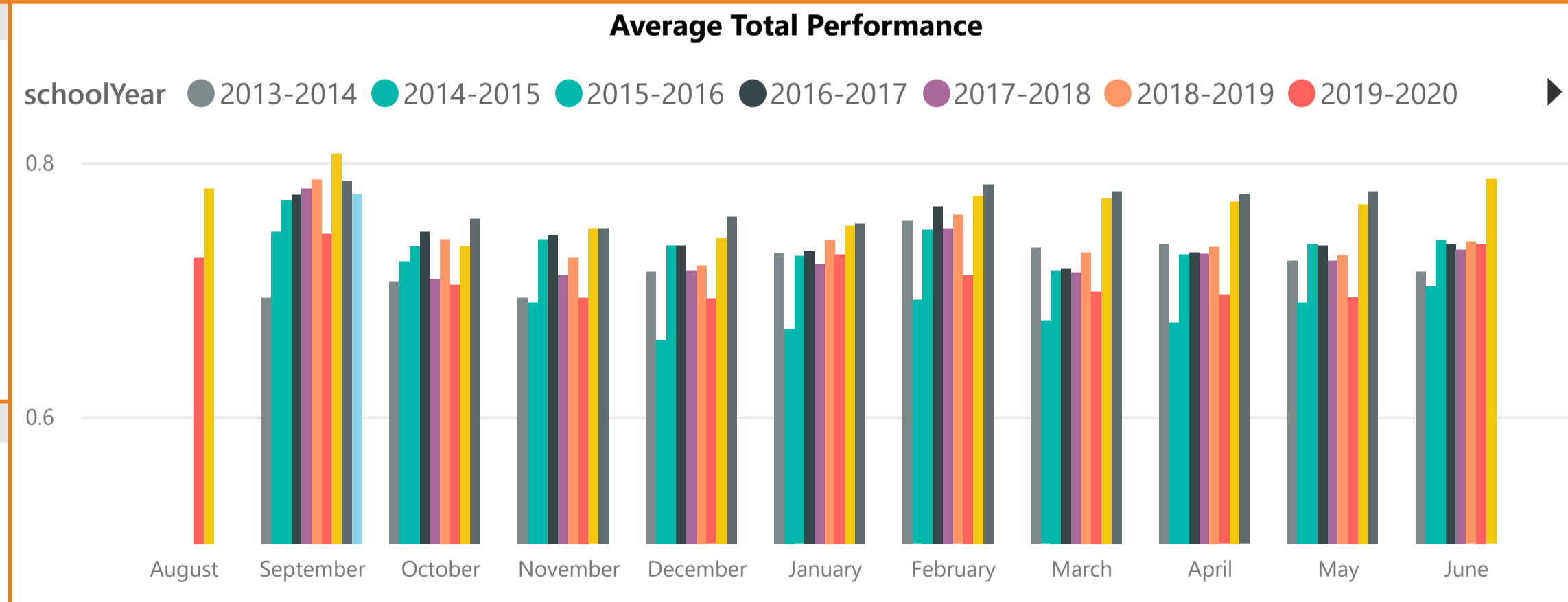
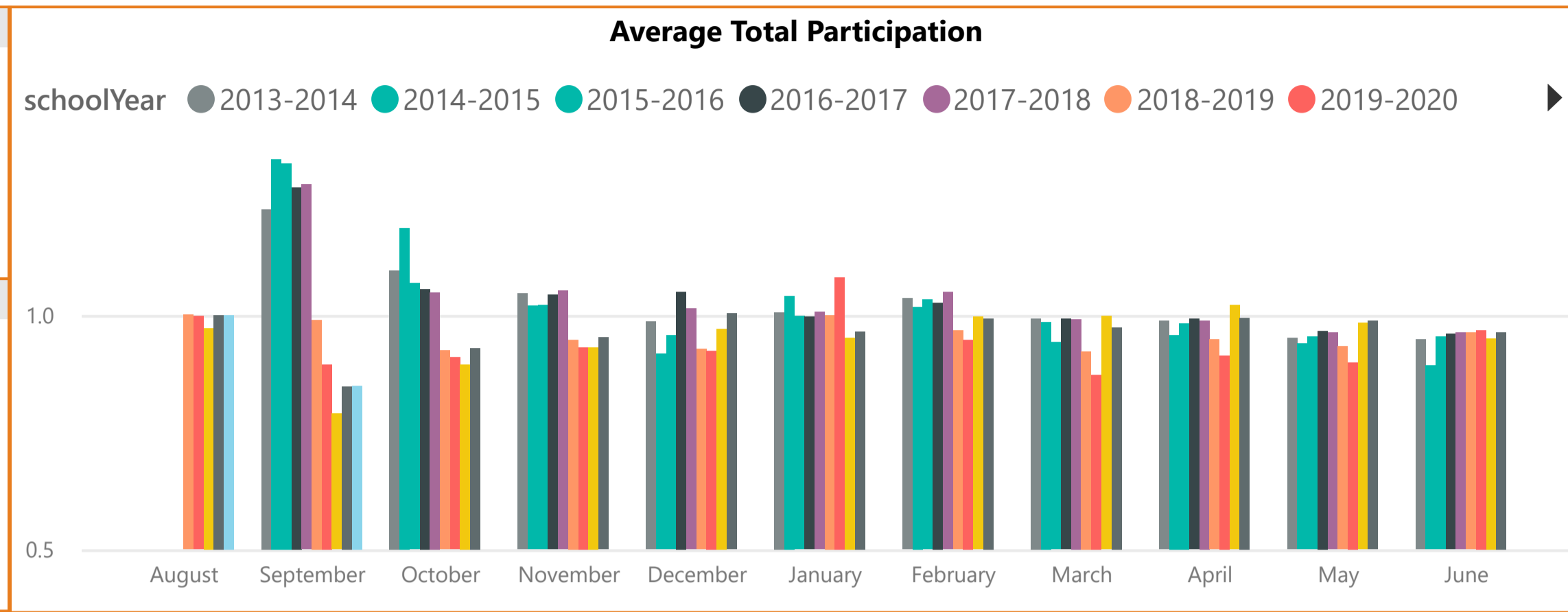
<b>Contacts Per Week</b>		
ContactsPerWeekWithoutWebMail	SameMonthPriorYear	CurrentMonth
Met	652	692
Not Met	15	20

<b>Attendance Status</b>		
AttendanceStatusAutomated	SameMonthPriorYear	CurrentMonth
Alarm	130	115
Approaching Alarm	97	81
Exempt	1	2
On Track	439	514

<b>Average Participation</b>		
GradeDistribution	SameMonthPriorYear	CurrentMonth
PK-2	80%	81%
3-5	82%	83%
6-8	92%	90%
9-12	84%	84%
<b>Total</b>	<b>85%</b>	<b>85%</b>

<b>Average Performance</b>		
GradeDistribution	SameMonthPriorYear	CurrentMonth
PK-2	92%	91%
3-5	83%	88%
6-8	77%	74%
9-12	74%	71%
<b>Total</b>	<b>79%</b>	<b>78%</b>

<b>Average Attendance</b>		
GradeDistribution	SameMonthPriorYear	CurrentMonth
PK-2	101%	102%
3-5	95%	102%
6-8	98%	99%
9-12	95%	93%
<b>Total</b>	<b>97%</b>	<b>97%</b>



# MONTHLY SCHOOL REPORT

California Connections Academy Monterey Bay & September 30,  
2022

Currently Enrolled

**484**

Total YTD Enrolled

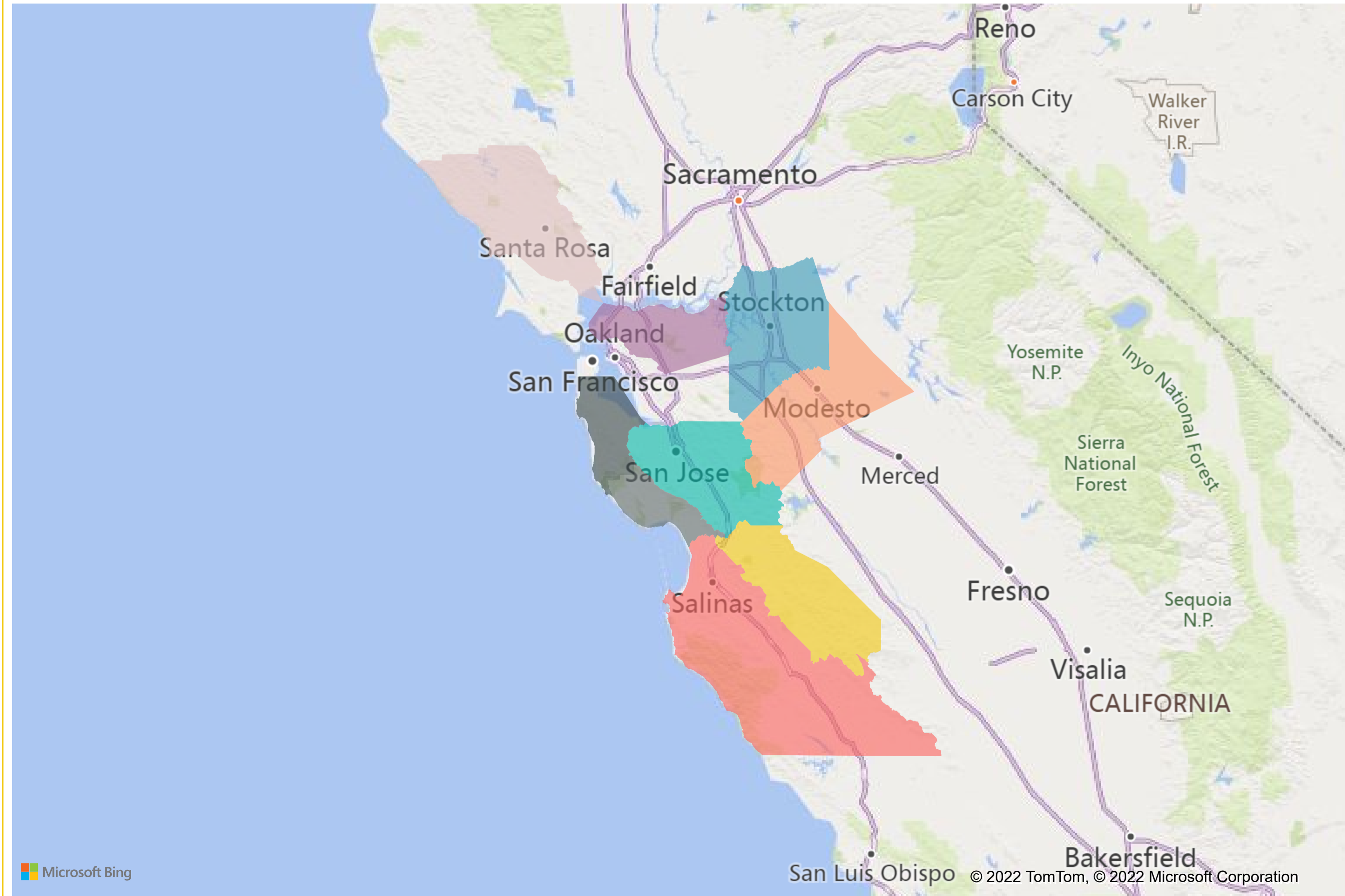
**505**

Enrollment Services Complete (Stage 4)

**575**

## Enrolled Students by County

countyGIS ● Santa Clar... ● San Mateo,... ● Monterey, ... ● San Benito,... ● Santa Cruz... ● Stanislaus, ... ● Contra Cos... ● San Joaqui... ● Sonoma, CA



# California Connections Academy Monterey Bay

September 30, 2022

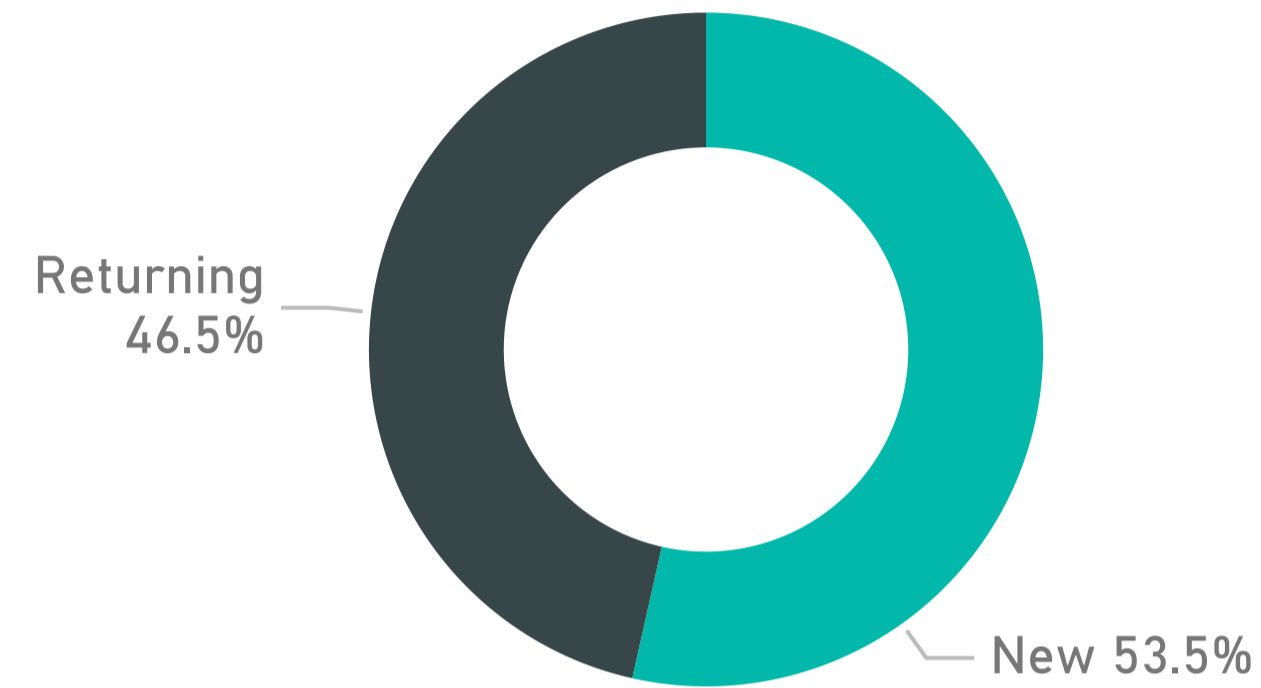
**Current Enrollment Month-Over-Month Change**

**4%**

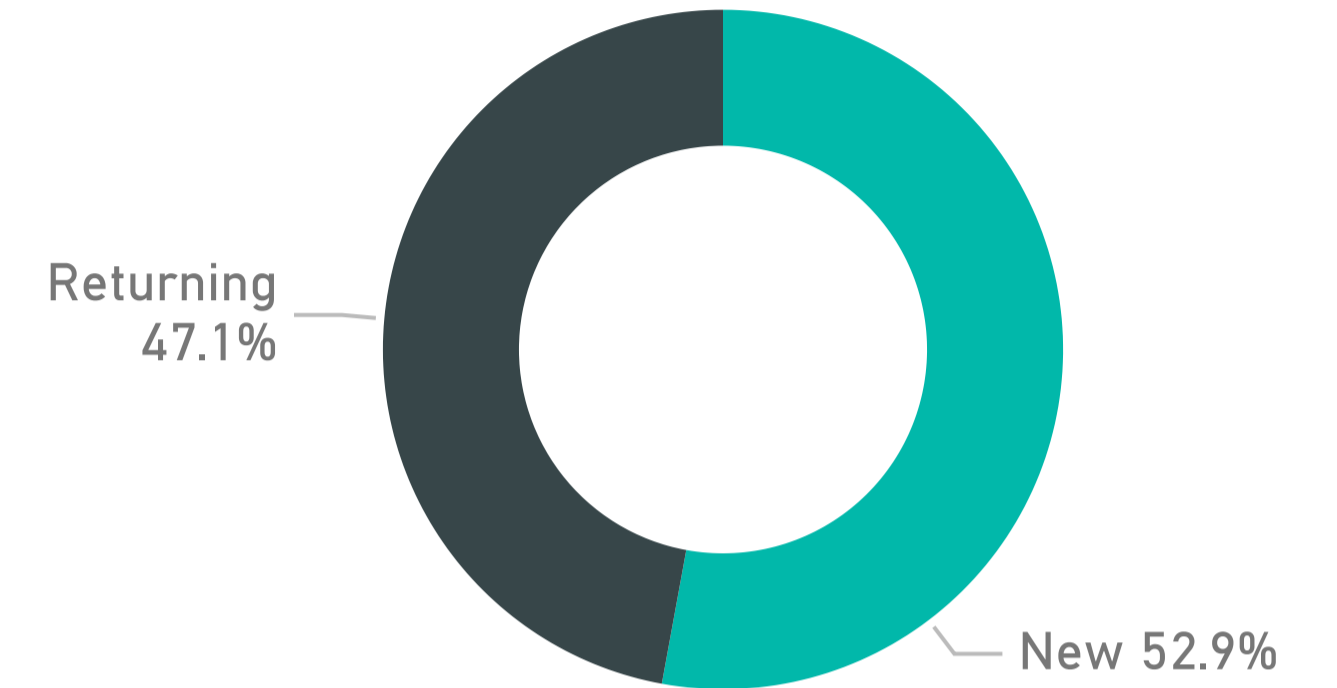
**Current Enrollment Year-Over-Year Change**

**-0%**

## New and Returning

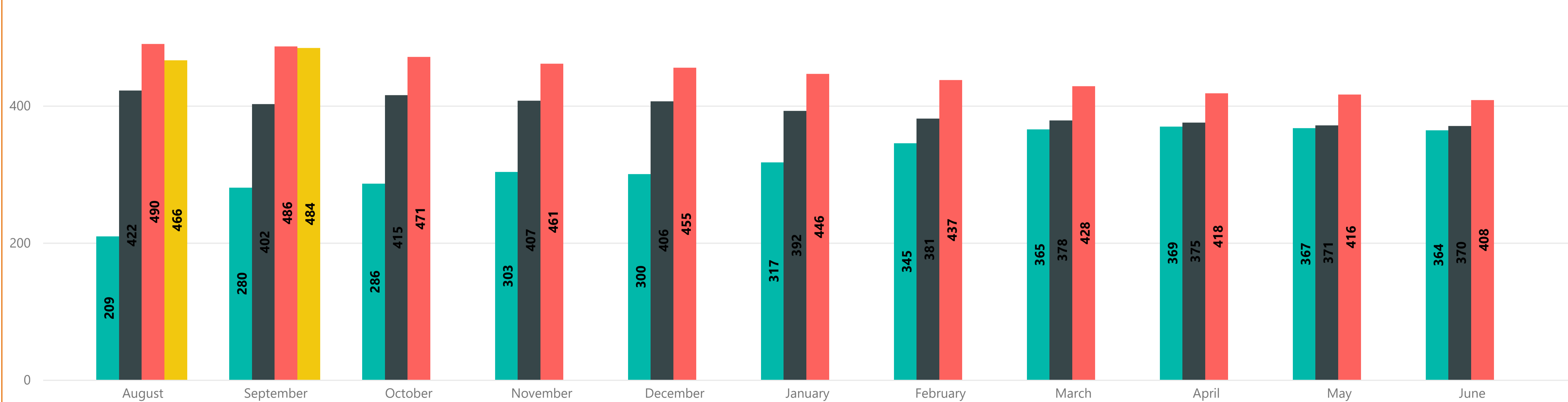


## New and Returning Prior Year



## Monthly Student Current Enrollment Comparison

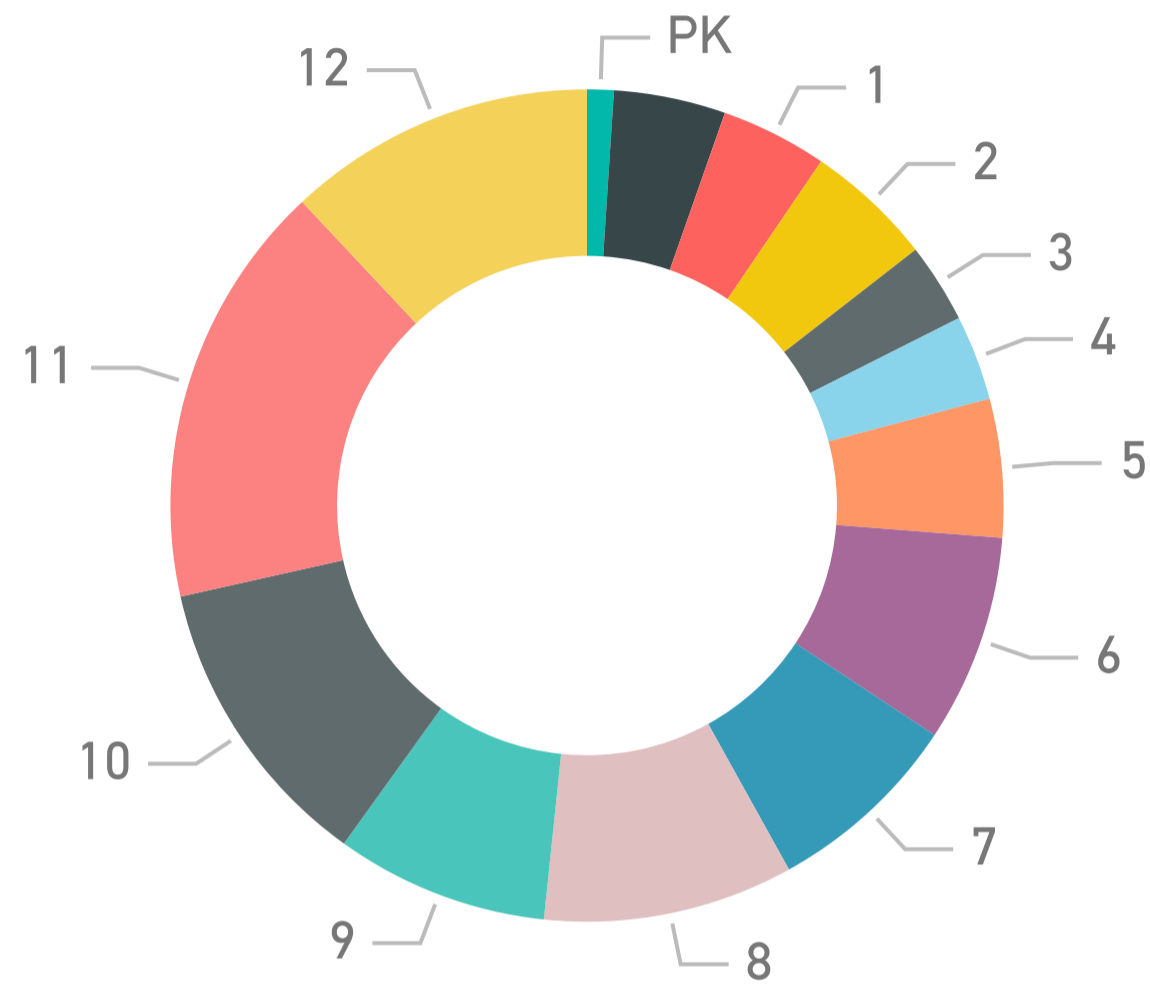
schoolYear ● 2019-2020 ● 2020-2021 ● 2021-2022 ● 2022-2023



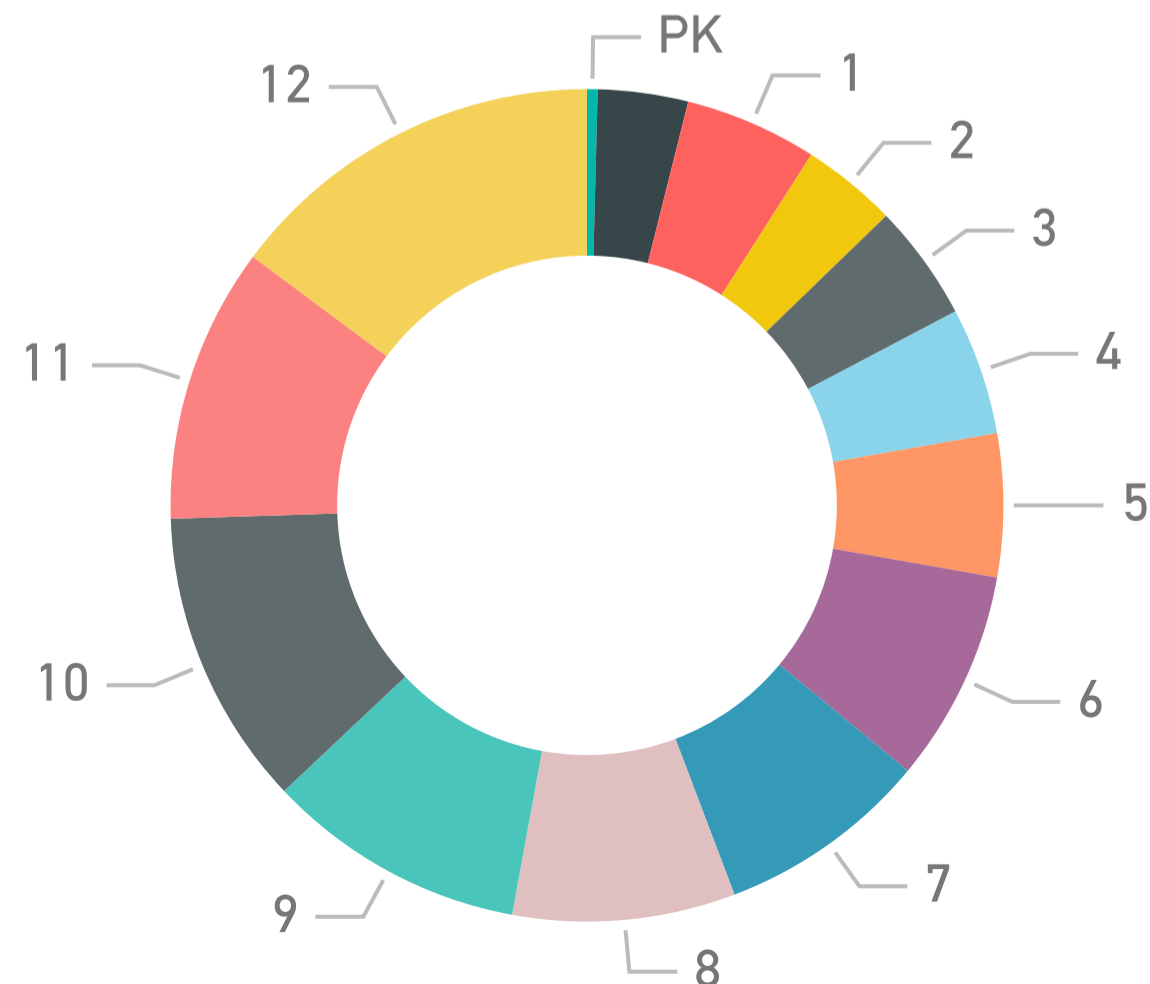
# California Connections Academy Monterey Bay

September 30, 2022

## Enrolled Students by Final Grade



## Enrolled Students Prior Year by Final Grade



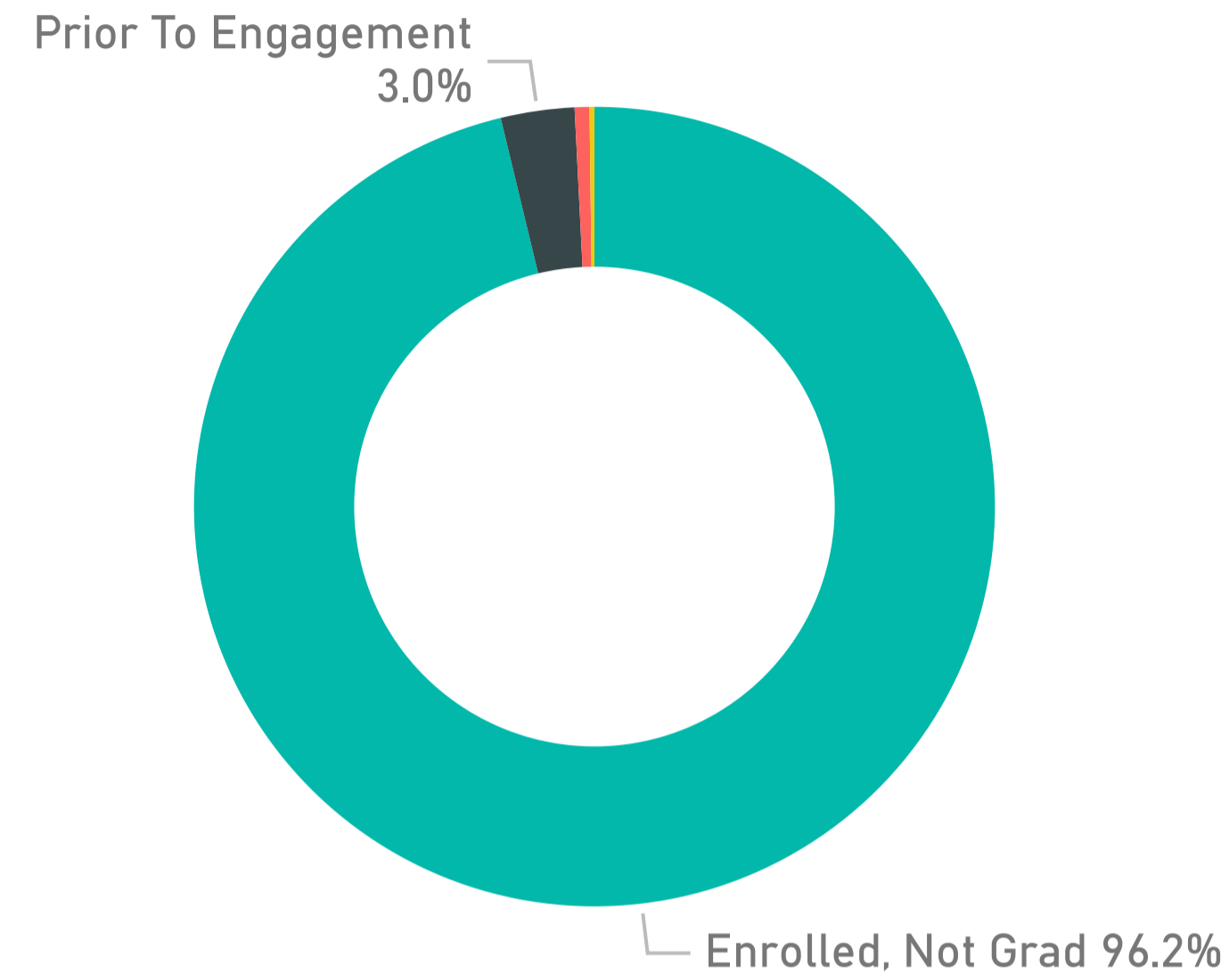
## Grade Distribution

ReportPeriod	SameMonthPriorYear		PriorEOY		LastMonth		CurrentMonth	
GradeDistribution	Students	%CT Students	Students	%CT Students	Students	%CT Students	Students	%CT Students
<b>PK-2</b>	<b>62</b>	<b>13%</b>	<b>49</b>	<b>12%</b>	<b>70</b>	<b>15%</b>	<b>70</b>	<b>14%</b>
PK	2	0%	1	0%	5	1%	5	1%
KG	17	3%	15	4%	19	4%	21	4%
1	25	5%	20	5%	21	5%	20	4%
2	18	4%	13	3%	25	5%	24	5%
<b>3-5</b>	<b>73</b>	<b>15%</b>	<b>65</b>	<b>16%</b>	<b>62</b>	<b>13%</b>	<b>57</b>	<b>12%</b>
3	22	5%	17	4%	15	3%	15	3%
4	24	5%	21	5%	21	5%	16	3%
5	27	6%	27	7%	26	6%	26	5%
<b>6-8</b>	<b>122</b>	<b>25%</b>	<b>104</b>	<b>25%</b>	<b>112</b>	<b>24%</b>	<b>123</b>	<b>25%</b>
6	40	8%	30	7%	32	7%	39	8%
7	40	8%	34	8%	32	7%	37	8%
8	42	9%	40	10%	48	10%	47	10%
<b>9-12</b>	<b>229</b>	<b>47%</b>	<b>190</b>	<b>47%</b>	<b>222</b>	<b>48%</b>	<b>234</b>	<b>48%</b>
9	49	10%	39	10%	43	9%	40	8%
10	56	12%	57	14%	51	11%	56	12%
11	52	11%	47	12%	75	16%	80	17%
12	72	15%	47	12%	53	11%	58	12%
<b>Total</b>	<b>486</b>	<b>100%</b>	<b>408</b>	<b>100%</b>	<b>466</b>	<b>100%</b>	<b>484</b>	<b>100%</b>

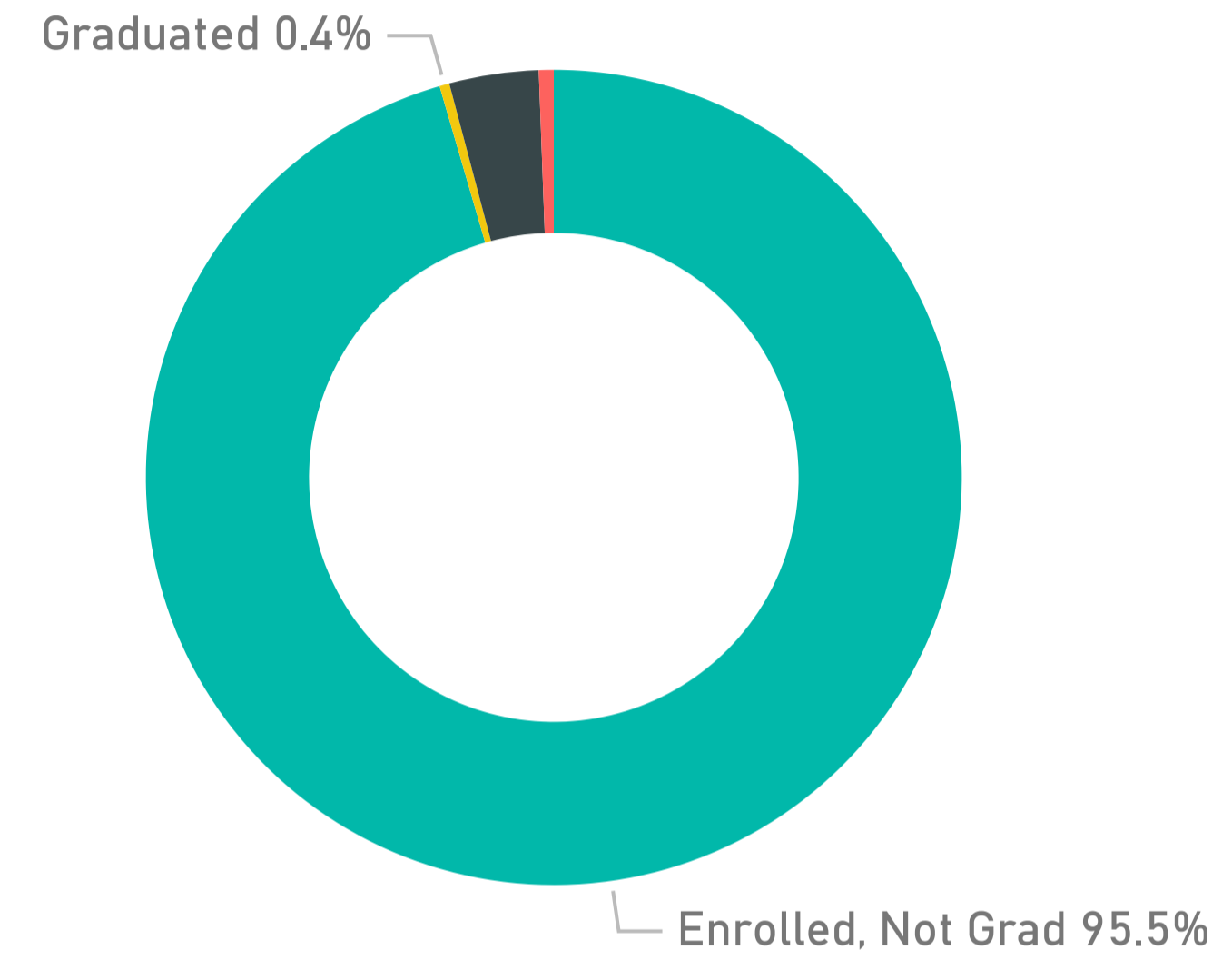
# California Connections Academy Monterey Bay

September 30, 2022

## Total YTD Enrollment by Withdrawal Category



## Total YTD Enrollment Prior Year by Withdrawal Category



### Total YTD Enrollment

ReportPeriod Withdrawal Category	SameMonthPriorYear		PriorEOY		LastMonth		CurrentMonth	
	Student Count	%CT	Student Count	%CT	Student Count	%CT	Student Count	%CT
Enrolled, Not Grad	486	95%	408	75%	468	100%	486	96%
Graduated	2	0%	26	5%			1	0%
Prior To Engagement	18	4%	24	4%			15	3%
Withdrawal During School Year	3	1%	89	16%			3	1%
<b>Total</b>	<b>509</b>	<b>100%</b>	<b>547</b>	<b>100%</b>	<b>468</b>	<b>100%</b>	<b>505</b>	<b>100%</b>

**Enrollment Services Complete (Stage 4)**

**575**

# California Connections Academy Monterey Bay

September 30, 2022

## Withdrawal Reason

WD Reason	SameMonthPriorYear	PriorEOY	CurrentMonth
		3	
Another Reason		3	
Different/Better Schooling Option (Not related to socialization)		3	1
Inactivity		13	
No longer able to provide a Learning Coach		2	
No Reason Given	2	29	2
Program not flexible enough		1	
Program takes too much of Learning Coach's time		4	
Student wants more socialization		9	
The curriculum is too hard	1	2	
Transition to virtual school too difficult		1	
We are moving		15	
We have chosen to home school		4	

No reason provided

My student wants to return to a traditi...

# California Connections Academy Monterey Bay

September 30, 2022

## Household Data

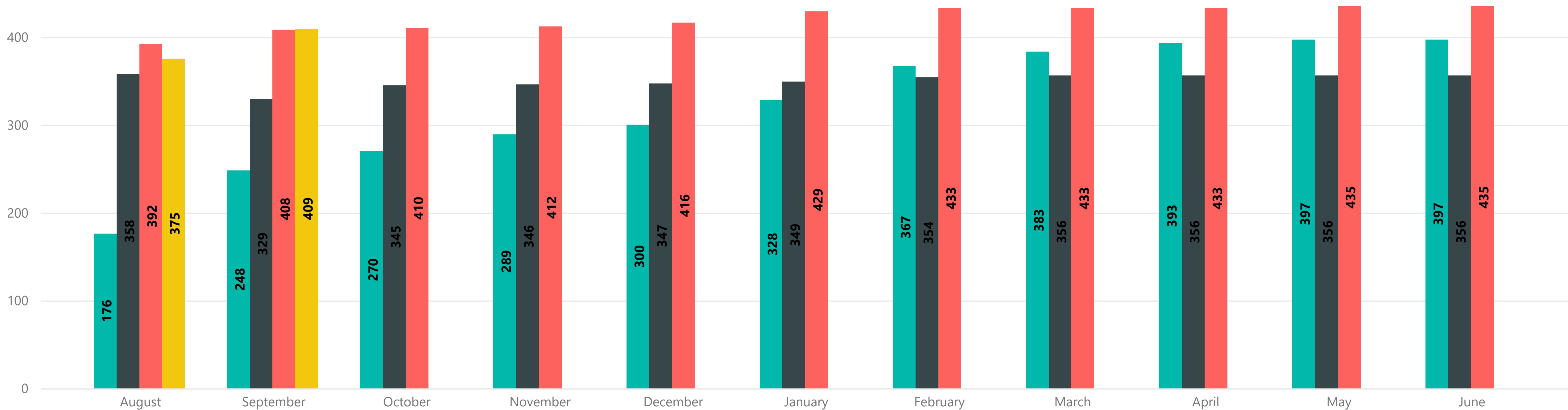
Household Data	SameMonthPriorYear	PriorEOY	LastMonth	CurrentMonth
Active	390	328	375	394
Graduated	2	27		1
WD During School Year	3	70		3
WD Prior To Engagement	14	21		13

## Students Per Active Household

SameMonthPriorYear	PriorEOY	LastMonth	CurrentMonth
1.25	1.24	1.25	1.23

## Monthly Total Households

schoolYear ● 2019-2020 ● 2020-2021 ● 2021-2022 ● 2022-2023



# California Connections Academy Monterey Bay

September 30, 2022

## Ethnicity

Ethnicity	SameMonthPriorYear	PriorEOY	LastMonth	CurrentMonth
Hispanic or Latino	175	130	185	198
Not Hispanic or Latino	310	277	281	286

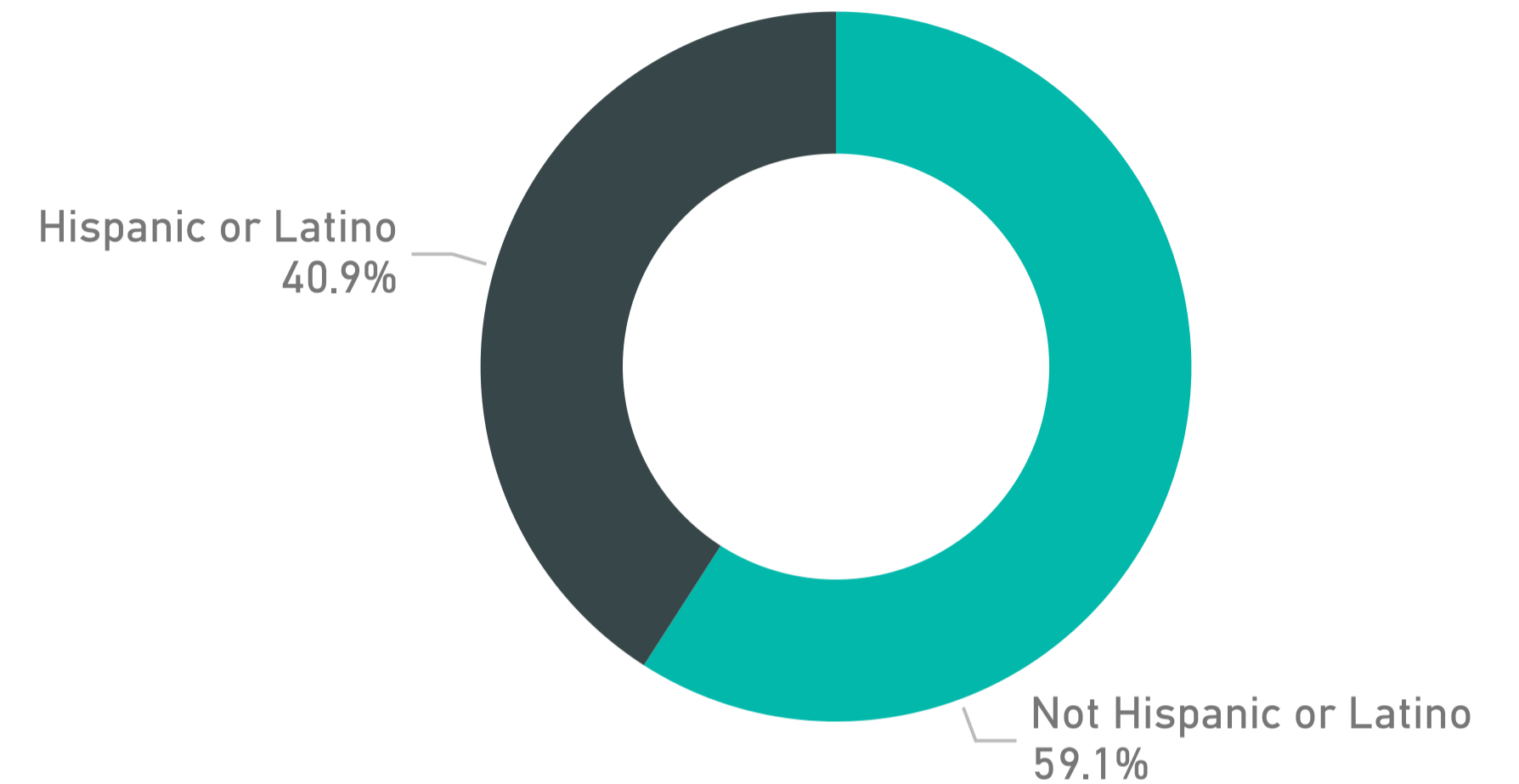
## Race

Race	SameMonthPriorYear	PriorEOY	LastMonth	CurrentMonth
American Indian or Alaskan Native	45	27	48	48
Asian	166	135	137	132
Black/African American	29	26	34	36
Native Hawaiian or Other Pacific Islander	23	22	17	14
White	317	276	302	322

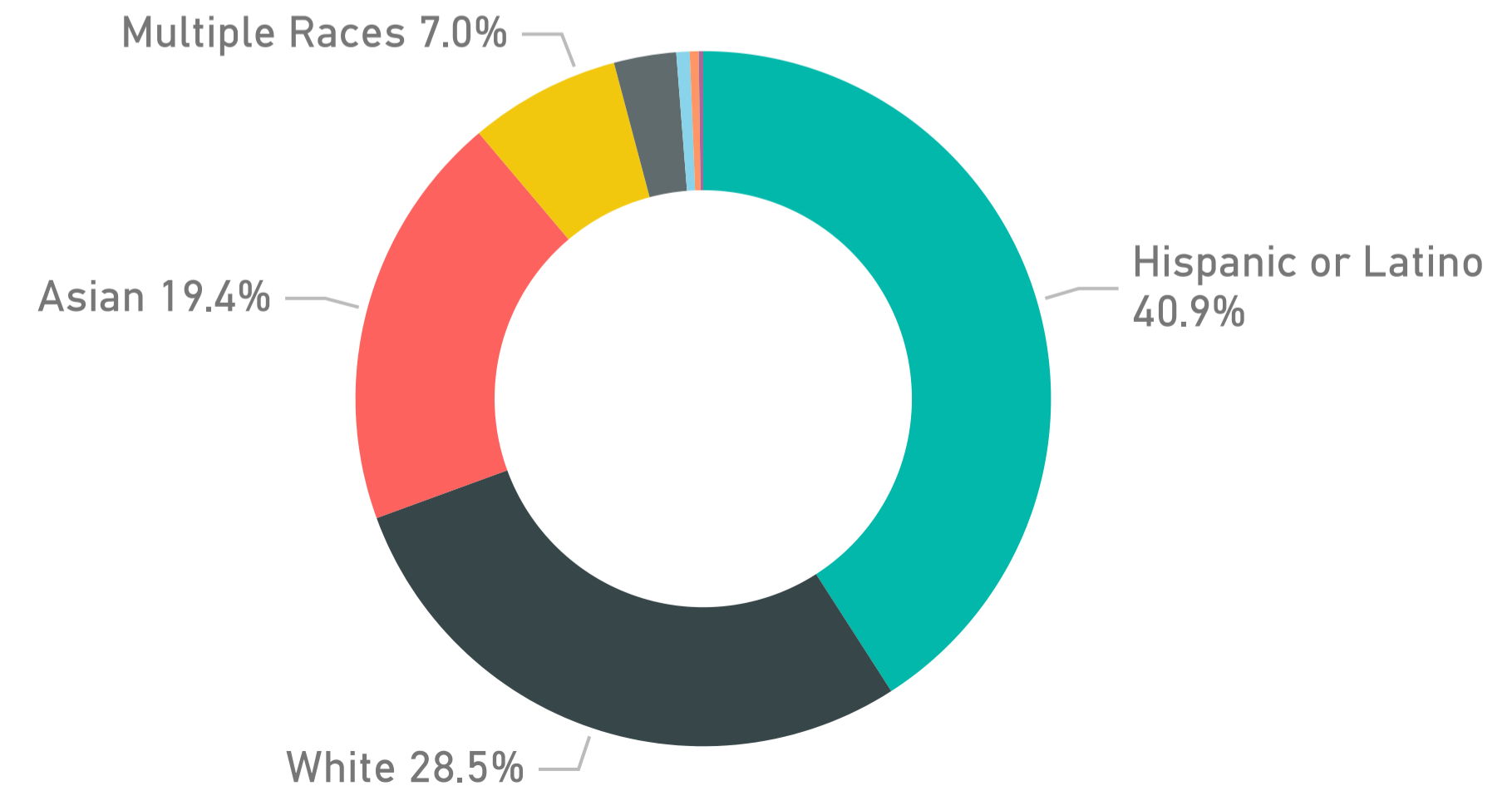
## Distinct Race/Ethnicity

Distinct Race/Ethnicity	SameMonthPriorYear	PriorEOY	LastMonth	CurrentMonth
American Indian or Alaskan Native	1	1	3	3
Asian	107	88	97	94
Black/African American	9	9	12	14
Hispanic or Latino	175	130	185	198
Multiple Races	51	44	37	34
Native Hawaiian or Other Pacific Islander	4	4	2	2
Not Indicated				1
White	139	132	130	138

## Enrolled Students by Ethnicity



## Enrolled Students by Distinct Race/Ethnicity





# California Connections Academy Monterey Bay

September 30, 2022

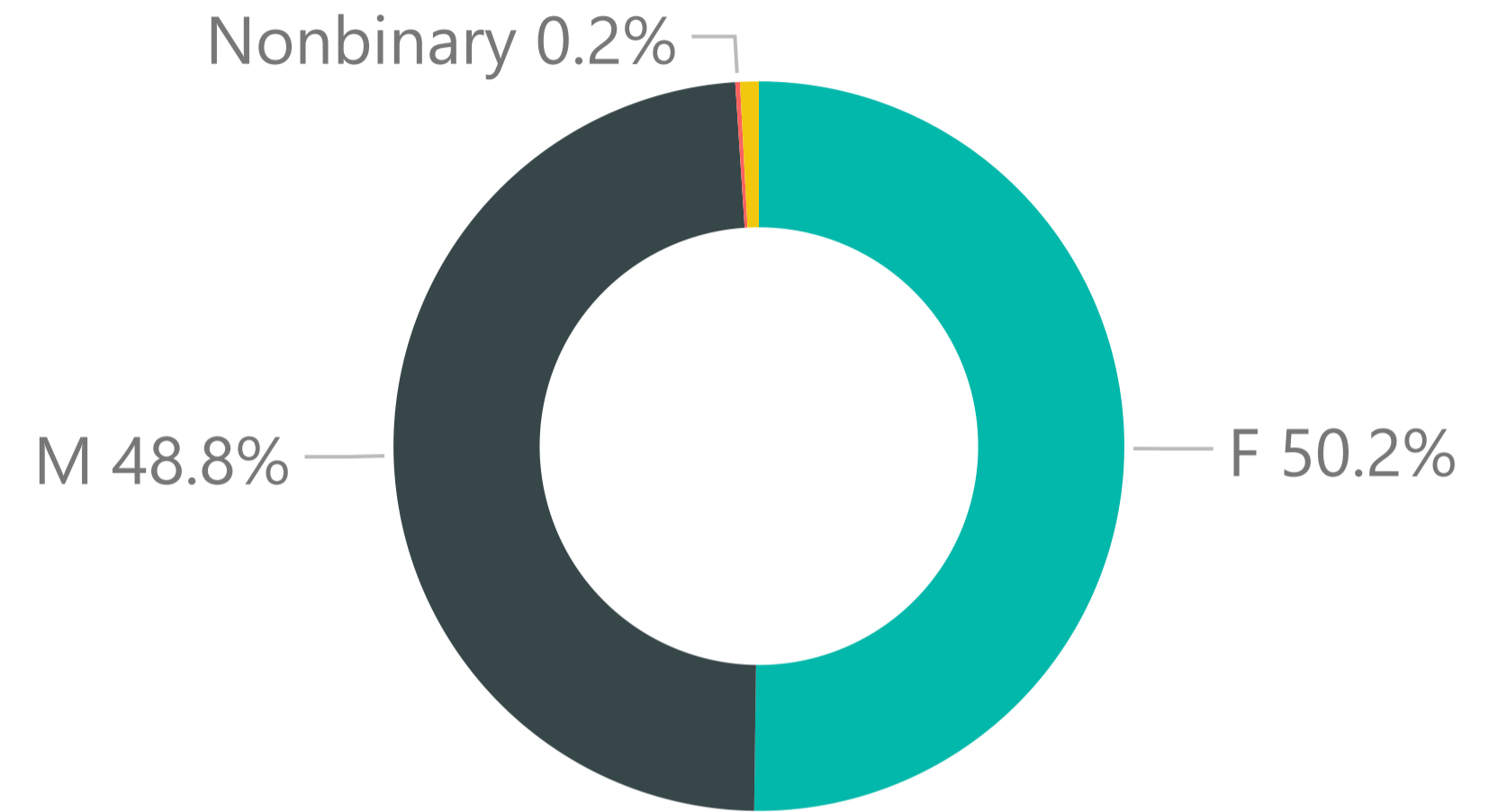
## Gender

Gender	SameMonthPriorYear	PriorEOY	LastMonth	CurrentMonth
	1	1	1	
F	265	217	230	243
M	219	187	230	236
Nonbinary		2	1	1
X	1	1	4	4

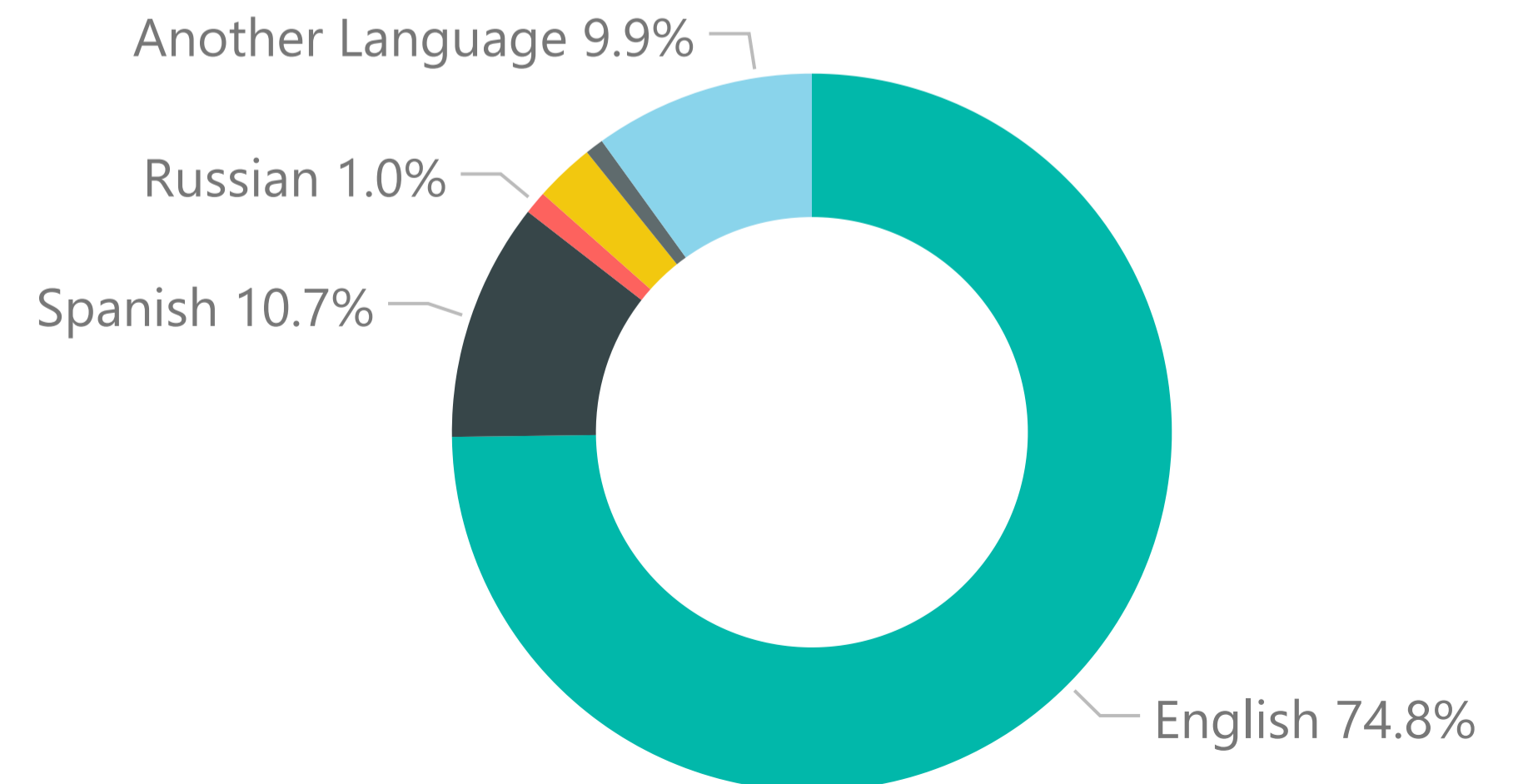
## Primary Language

Home Language	SameMonthPriorYear	PriorEOY	LastMonth	CurrentMonth
English	366	308	357	362
Spanish	38	26	42	52
Russian	6	5	3	5
Arabic	11	14	13	13
Urdu	2	2	4	4
Another Language	63	53	47	48

## Enrolled Students by Gender



## Enrolled Students by Language



# California Connections Academy Monterey Bay

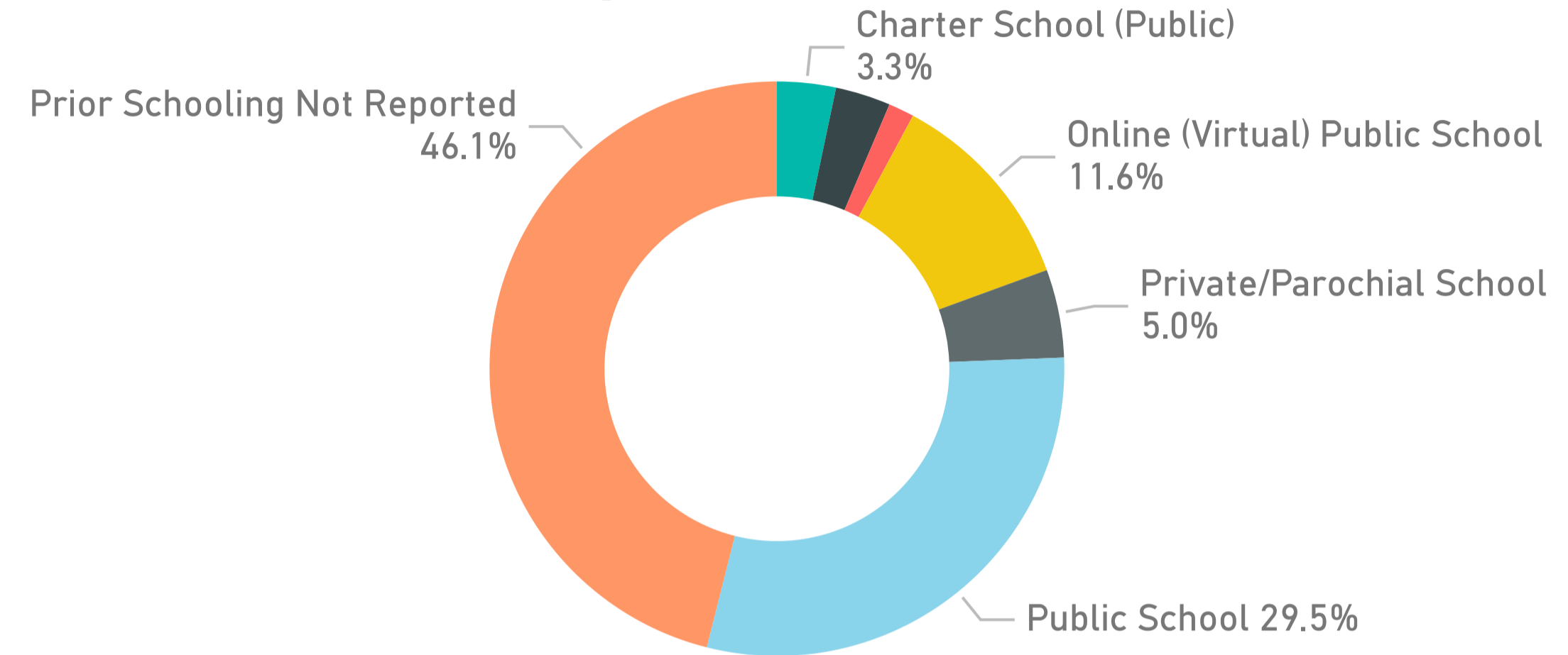
September 30, 2022

## Prior Schooling

Prior Schooling	SameMonthPriorYear	PriorEOY	LastMonth	CurrentMonth
Charter School (Public)	28	18	12	16
Home School	33	26	12	15
No Prior School	14	8	5	7
Online (Virtual) Public School	86	77	54	56
Private/Parochial School	53	47	25	24
Public School	226	194	129	143
Prior Schooling Not Reported	46	38	229	223

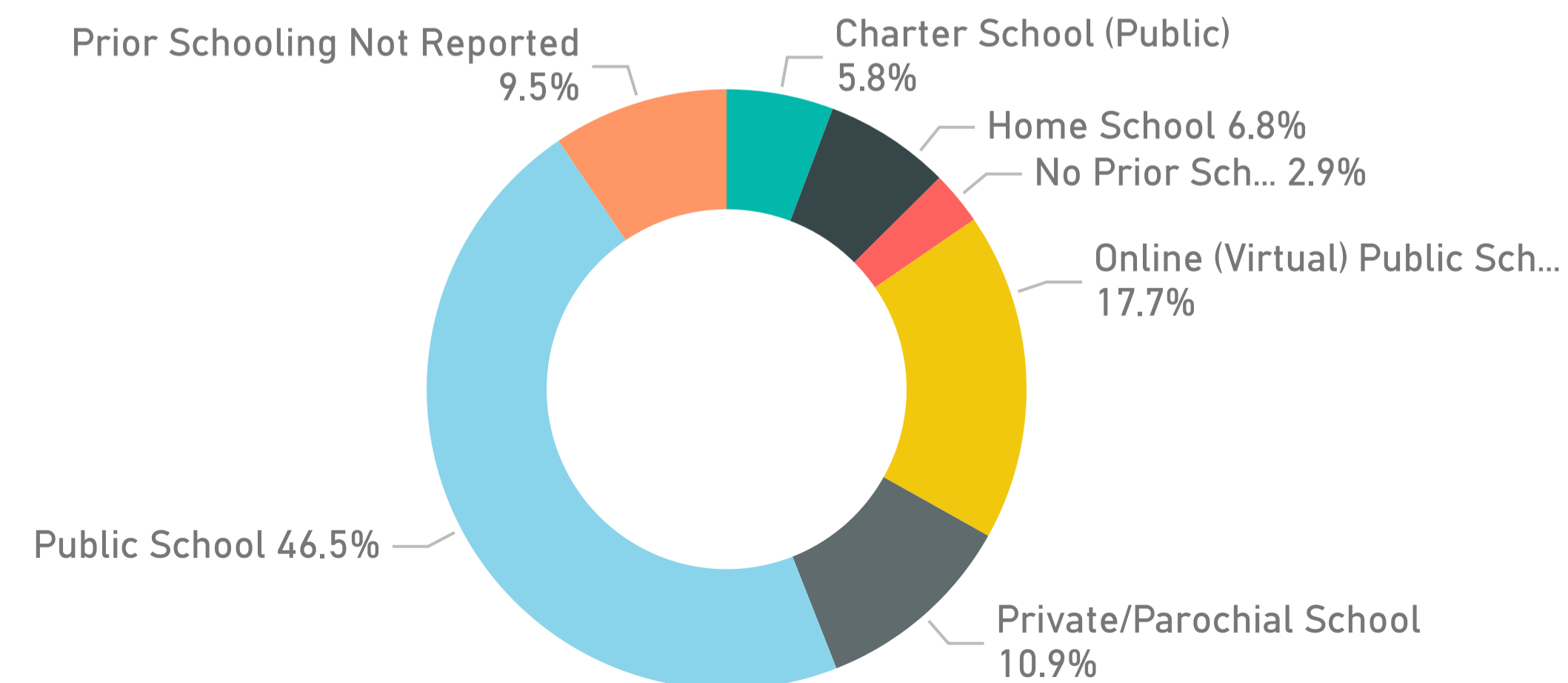
## Prior Schooling

September 30, 2022



## Prior Schooling

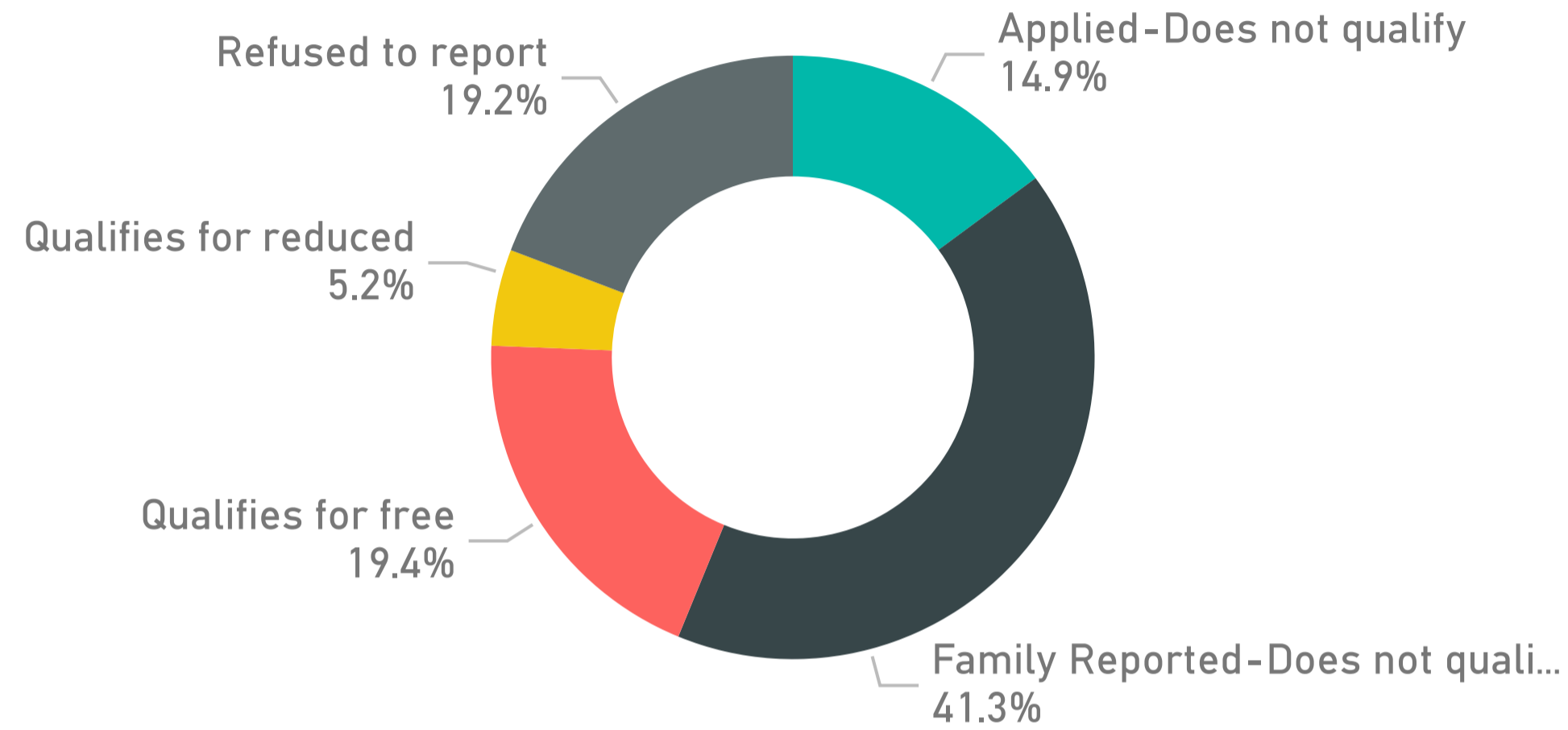
September 30, 2021



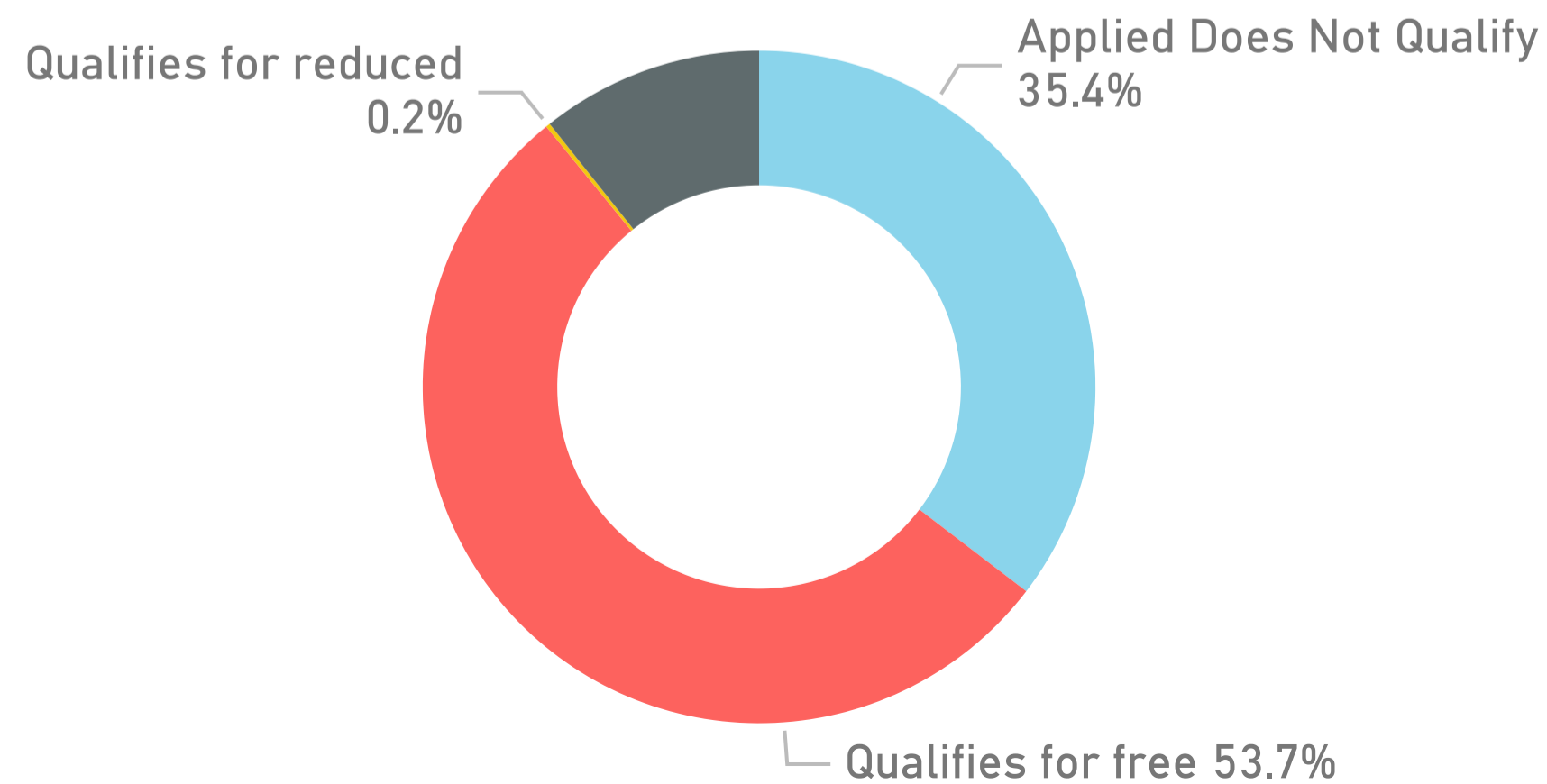
# California Connections Academy Monterey Bay

September 30, 2022

## FARM Eligibility September 30, 2022



## FARM Eligibility September 30, 2021



## Disability

Disability	SameMonthPriorYear	PriorEOY	LastMonth	CurrentMonth
Autism	5	5	6	6
Emotionally Impaired	2	1	2	2
Other Health Impaired	6	5	4	4
Specific Learning Disability	9	9	8	8
Speech/Language Impaired	5	6	9	8

Specific Learning Disability

Autism

Em...

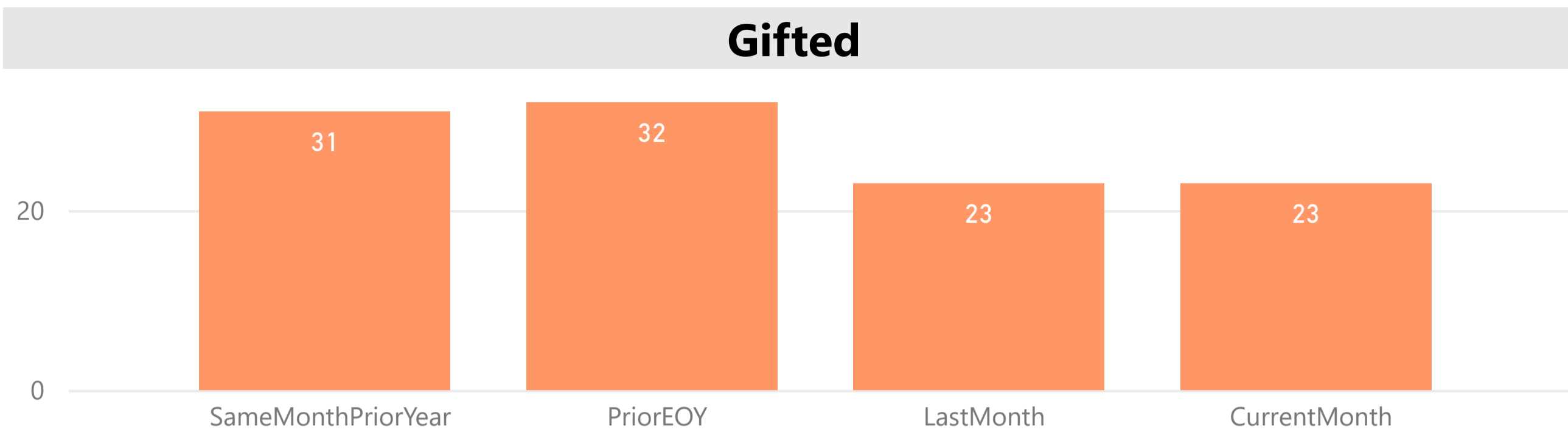
Speech/Language Impaired

Other Health Impaired

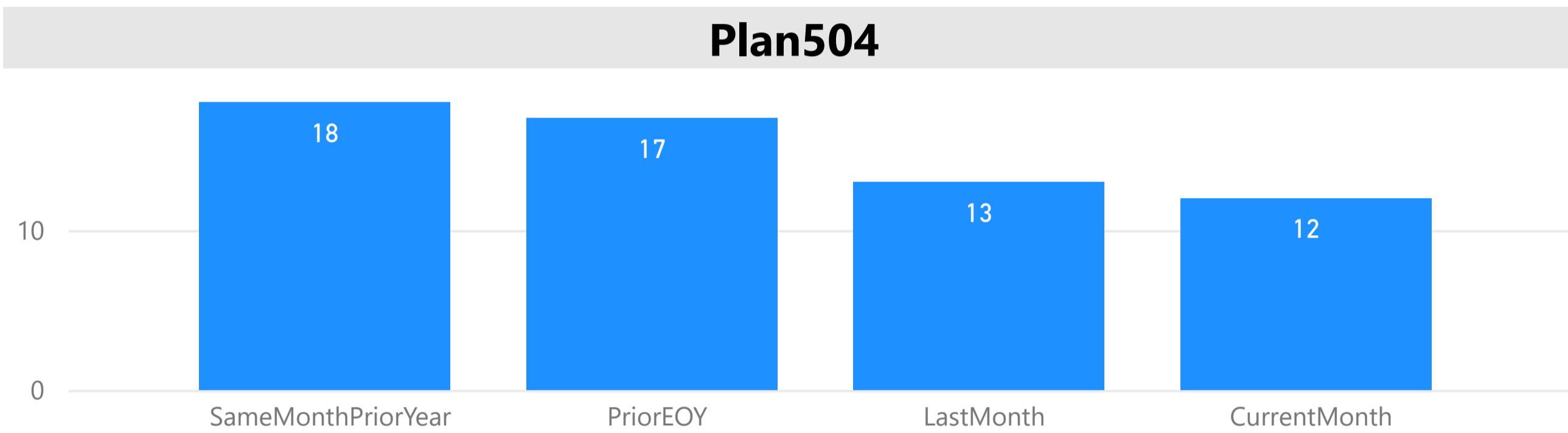
# California Connections Academy Monterey Bay

September 30, 2022

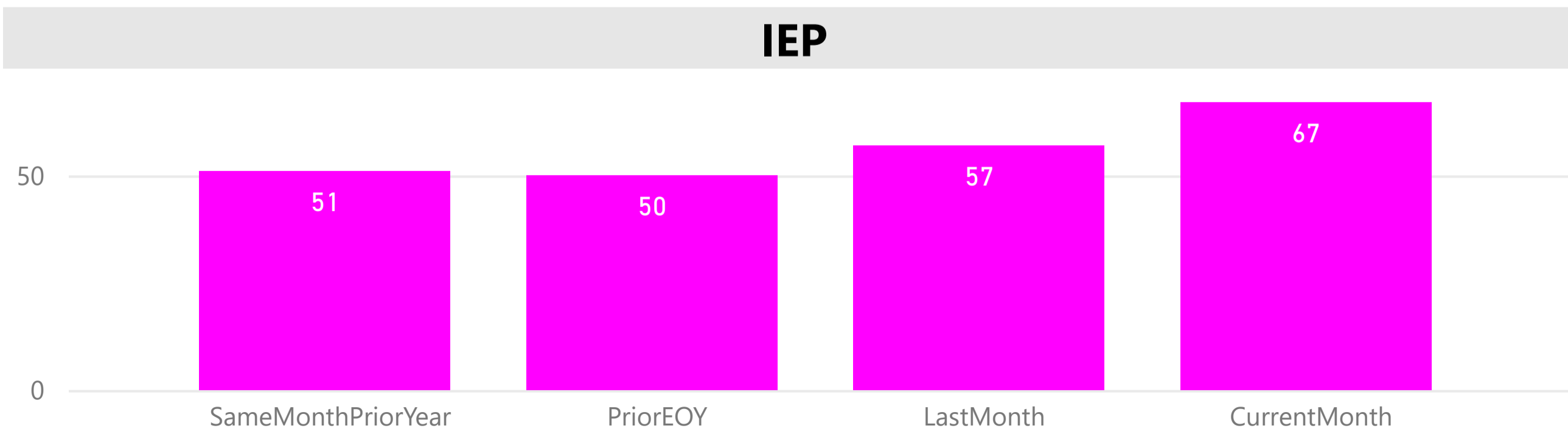
## Gifted



## Plan504



## IEP



## Currently Enrolled

**484**

### Gifted

**5%**

### Plan504

**2%**

### IEP

**14%**

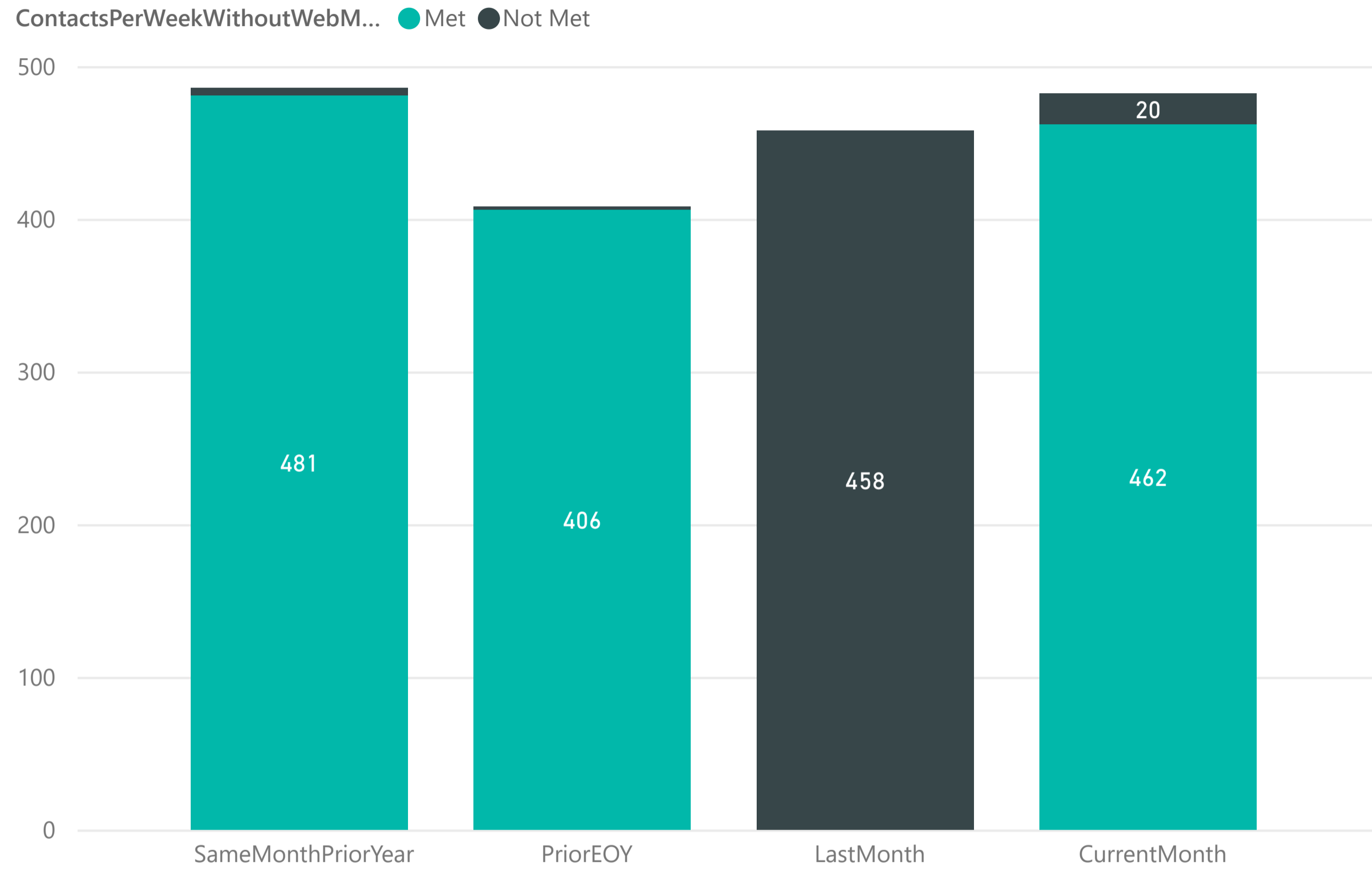
### Not in Special Population

**79%**

# California Connections Academy Monterey Bay

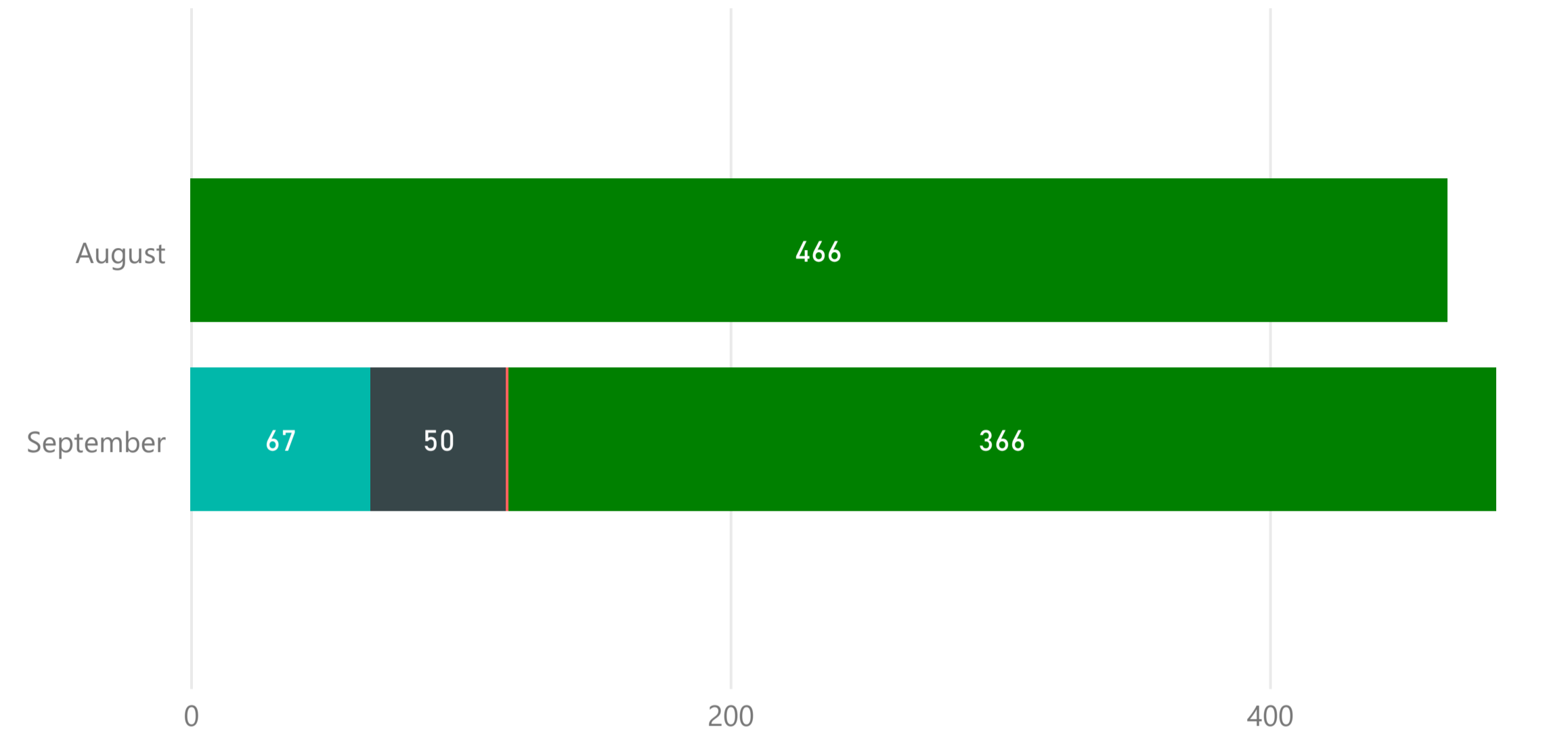
September 30, 2022

## Contacts Per Week



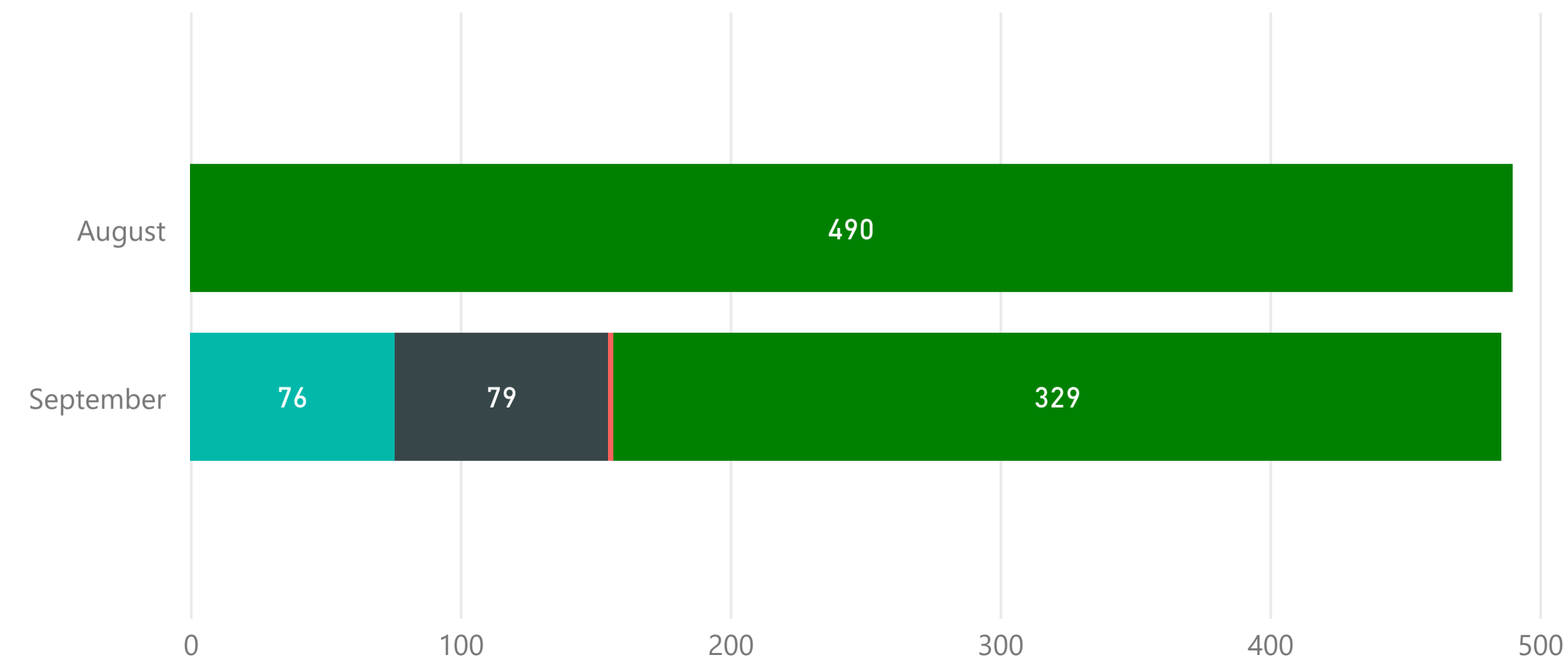
## School Year: 2022-2023

AttendanceStatusAutomated Alarm Approaching Alarm Exempt On Track



## School Year: 2021-2022

AttendanceStatusAutomated Alarm Approaching Alarm Exempt On Track



## Currently Enrolled

484

# California Connections Academy Monterey Bay

September 30, 2022

## Average Participation

GradeDistribution	SameMonthPriorYear	PriorEOY	LastMonth	CurrentMonth
PK-2	87%	90%	100%	86%
3-5	89%	92%	100%	87%
6-8	95%	94%	100%	97%
9-12	82%	93%	100%	85%
<b>Total</b>	<b>87%</b>	<b>93%</b>	<b>100%</b>	<b>88%</b>

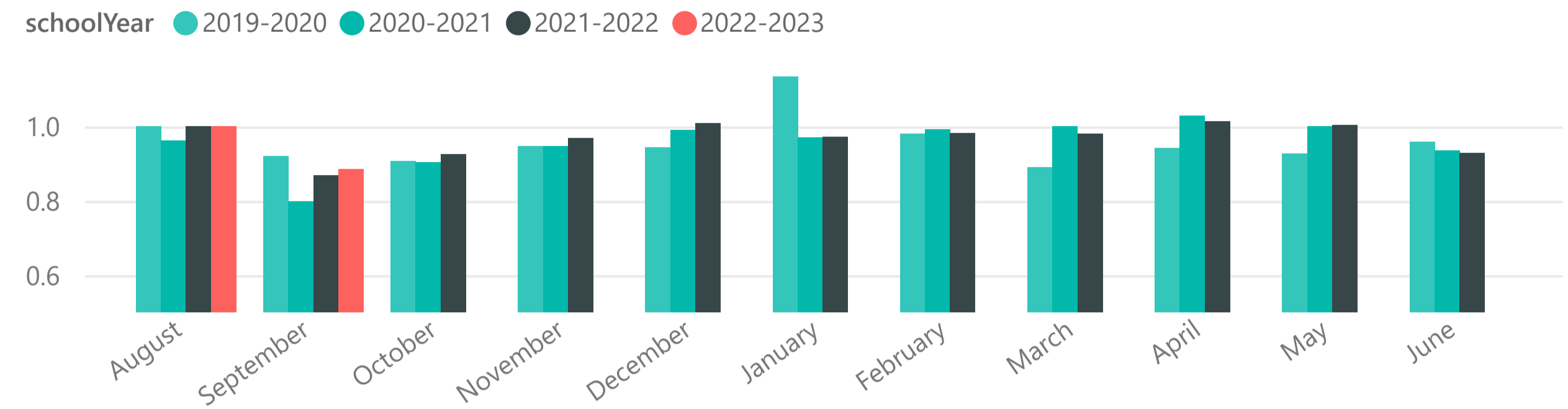
## Average Performance

GradeDistribution	SameMonthPriorYear	CurrentMonth
PK-2	93%	91%
3-5	88%	89%
6-8	85%	79%
9-12	78%	74%
<b>Total</b>	<b>83%</b>	<b>79%</b>

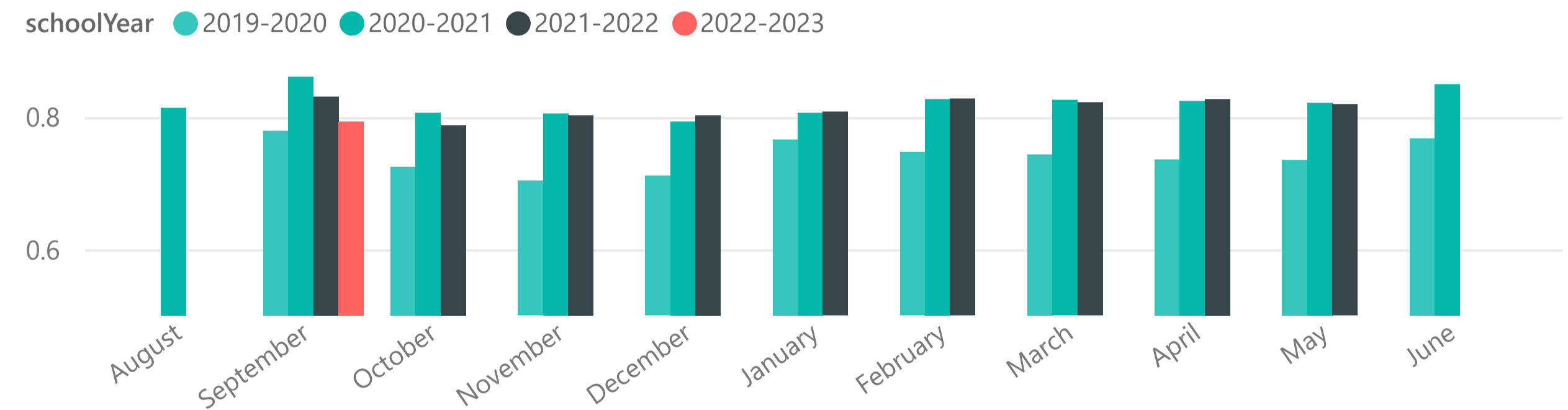
## Average Attendance

GradeDistribution	SameMonthPriorYear	PriorEOY	LastMonth	CurrentMonth
PK-2	101%	98%	100%	104%
3-5	99%	98%	100%	103%
6-8	99%	98%	100%	101%
9-12	97%	95%	100%	94%
<b>Total</b>	<b>98%</b>	<b>97%</b>	<b>100%</b>	<b>98%</b>

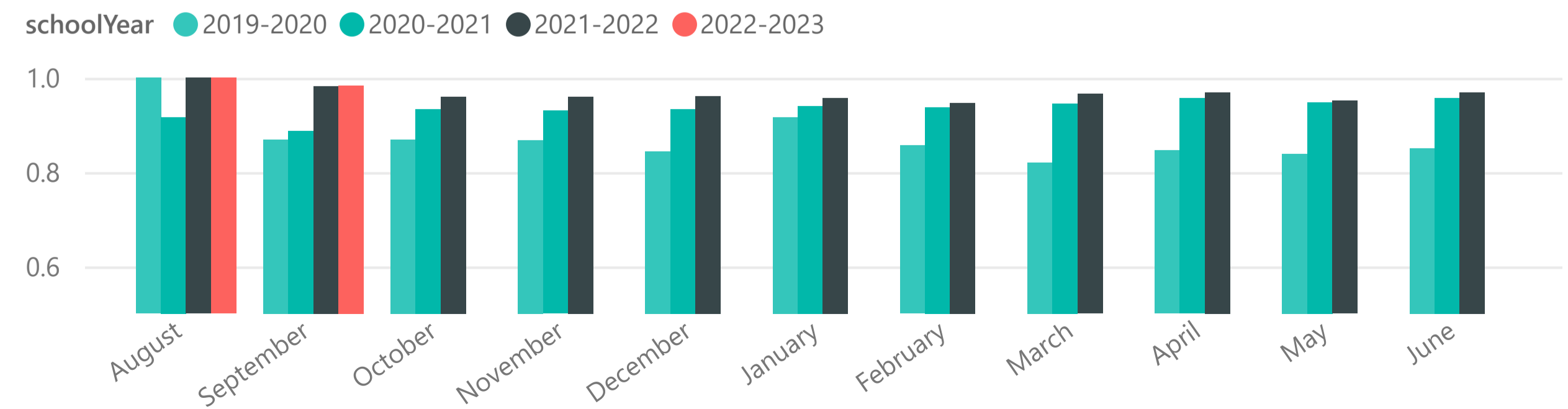
## Average Total Participation



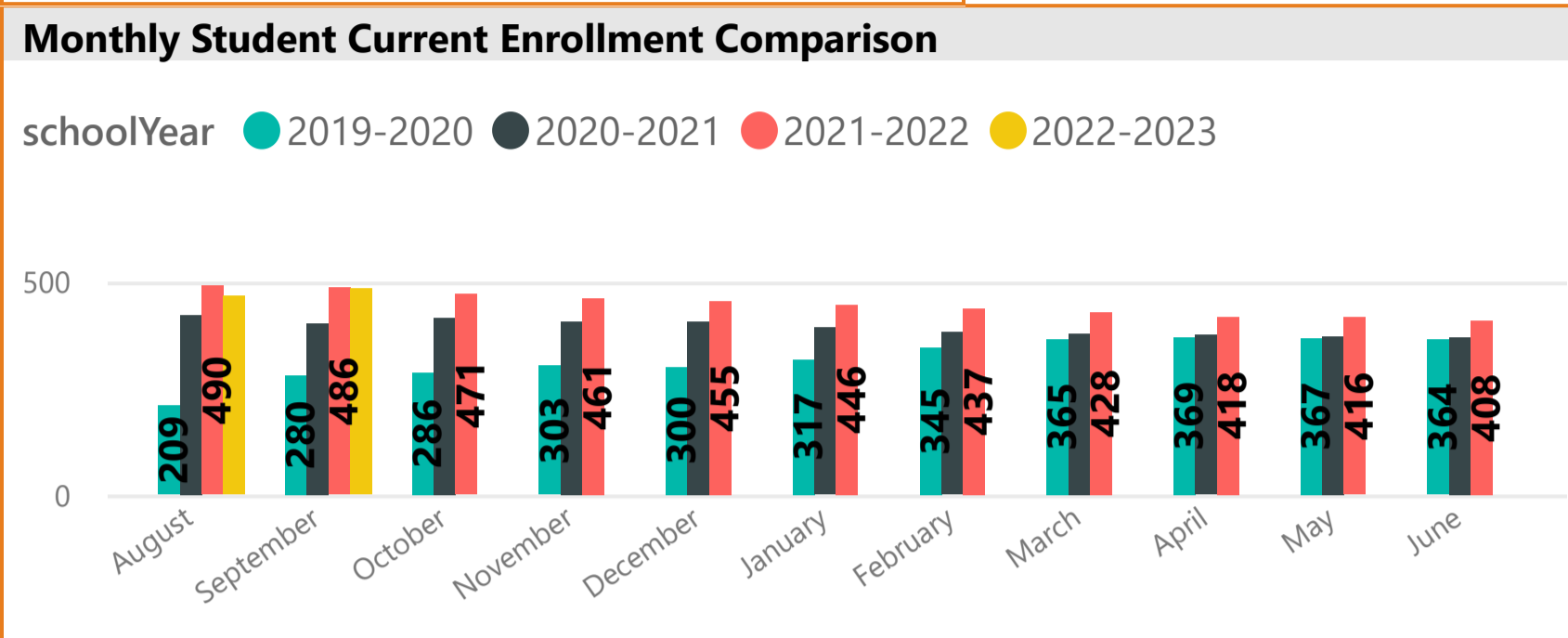
## Average Total Performance



## Average Total Attendance



<b>Currently Enrolled</b> <b>484</b>	<b>Total YTD Enrolled</b> <b>505</b>	<b>California Connections Academy Monterey Bay</b> <b>September 30, 2022</b>	<b>Current Enrollment Month-Over-Month Change</b> <b>4%</b>
<b>Enrollment Services Complete (Stage 4)</b> <b>575</b>			<b>Current Enrollment Year-Over-Year Change</b> <b>-0%</b>



### Total YTD Enrollment

ReportPeriod	SameMonthPriorYear	CurrentMonth		
Withdrawal Category	Student Count	%CT Student Count	Student Count	%CT Student Count
Enrolled, Not Grad	486	95%	486	96%
Graduated	2	0%	1	0%
Prior To Engagement	18	4%	15	3%
Withdrawal During School Year	3	1%	3	1%
<b>Total</b>	<b>509</b>	<b>100%</b>	<b>505</b>	<b>100%</b>

### New & Returning

ReportPeriod	SameMonthPriorYear	CurrentMonth		
New or Returning	Students	%CT Students	Students	%CT Students
New	257	52.88%	259	53.51%
Returning	229	47.12%	225	46.49%

### Household Data

Household Data	SameMonthPriorYear	CurrentMonth
Active	390	394
Graduated	2	1
WD During School Year	3	3
WD Prior To Engagement	14	13

### Students Per Active Household

SameMonthPriorYear	CurrentMonth
1.25	1.23

### Grade Distribution

ReportPeriod	SameMonthPriorYear	CurrentMonth		
GradeDistribution	Students	%CT Students	Students	%CT Students
<b>PK-2</b>	<b>62</b>	<b>13%</b>	<b>70</b>	<b>14%</b>
PK	2	0%	5	1%
KG	17	3%	21	4%
1	25	5%	20	4%
2	18	4%	24	5%
<b>3-5</b>	<b>73</b>	<b>15%</b>	<b>57</b>	<b>12%</b>
3	22	5%	15	3%
4	24	5%	16	3%
5	27	6%	26	5%
<b>6-8</b>	<b>122</b>	<b>25%</b>	<b>123</b>	<b>25%</b>
6	40	8%	39	8%
7	40	8%	37	8%
8	42	9%	47	10%
<b>9-12</b>	<b>229</b>	<b>47%</b>	<b>234</b>	<b>48%</b>
9	49	10%	40	8%
10	56	12%	56	12%
11	52	11%	80	17%
12	72	15%	58	12%
<b>Total</b>	<b>486</b>	<b>100%</b>	<b>484</b>	<b>100%</b>

### Withdrawal Reason

Withdrawal Reason	SameMonth
My student wants to return to a traditional school setting for other (non-socialization related) reasons.	
No reason provided	
The curriculum is too hard.	

**California Connections Academy Monterey Bay**

**September 30, 2022**

<b>Gender</b>		
Gender	SameMonthPriorYear	CurrentMonth
	1	
F	265	243
M	219	236
Nonbinary		1
X	1	4

<b>Disability</b>		
Disability	SameMonthPriorYear	CurrentMonth
Autism	5	6
Emotionally Impaired	2	2
Other Health Impaired	6	4
Specific Learning Disability	9	8
Speech/Language Impaired	5	8

<b>Gifted</b>		
Gifted	SameMonthPriorYear	CurrentMonth
Yes	31	23

<b>Plan 504</b>		
Plan504	SameMonthPriorYear	CurrentMonth
504	18	12

<b>Primary Language</b>		
Home Language	SameMonthPriorYear	CurrentMonth
English	366	362
Spanish	38	52
Russian	6	5
Arabic	11	13
Urdu	2	4
Another Language	63	48

<b>IEP</b>		
IEP	SameMonthPriorYear	CurrentMonth
IEP	51	67

<b>Gifted</b>	<b>Plan504</b>
<b>5%</b>	<b>2%</b>
<b>IEP</b>	<b>Not in Special Population</b>
<b>14%</b>	<b>79%</b>

<b>Ethnicity</b>		
Ethnicity	SameMonthPriorYear	CurrentMonth
Hispanic or Latino	175	198
Not Hispanic or Latino	310	286

<b>Distinct Race/Ethnicity</b>		
Distinct Race/Ethnicity	SameMonthPriorYear	CurrentMonth
American Indian or Alaskan Native	1	3
Asian	107	94
Black/African American	9	14
Hispanic or Latino	175	198
Multiple Races	51	34
Native Hawaiian or Other Pacific Islander	4	2
Not Indicated		1
White	139	138

<b>Race</b>		
Race	SameMonthPriorYear	CurrentMonth
American Indian or Alaskan Native	45	48
Asian	166	132
Black/African American	29	36
Native Hawaiian or Other Pacific Islander	23	14
White	317	322

<b>Household FARM Eligibility</b>		
HouseholdFARMEligibility	SameMonthPriorYear	CurrentMonth
Applied Does Not Qualify	168	
Applied-Does not qualify		67
Family Reported-Does not qualify		196
Qualifies for free	238	82
Qualifies for reduced	1	23
Refused to report	52	88

<b>Prior Schooling</b>		
Prior Schooling	SameMonthPriorYear	CurrentMonth
Charter School (Public)	28	16
Home School	33	15
No Prior School	14	7
Online (Virtual) Public School	86	56
Private/Parochial School	53	24
Public School	226	143
Prior Schooling Not Reported	46	223



**California Connections Academy Monterey Bay  
September 30, 2022**

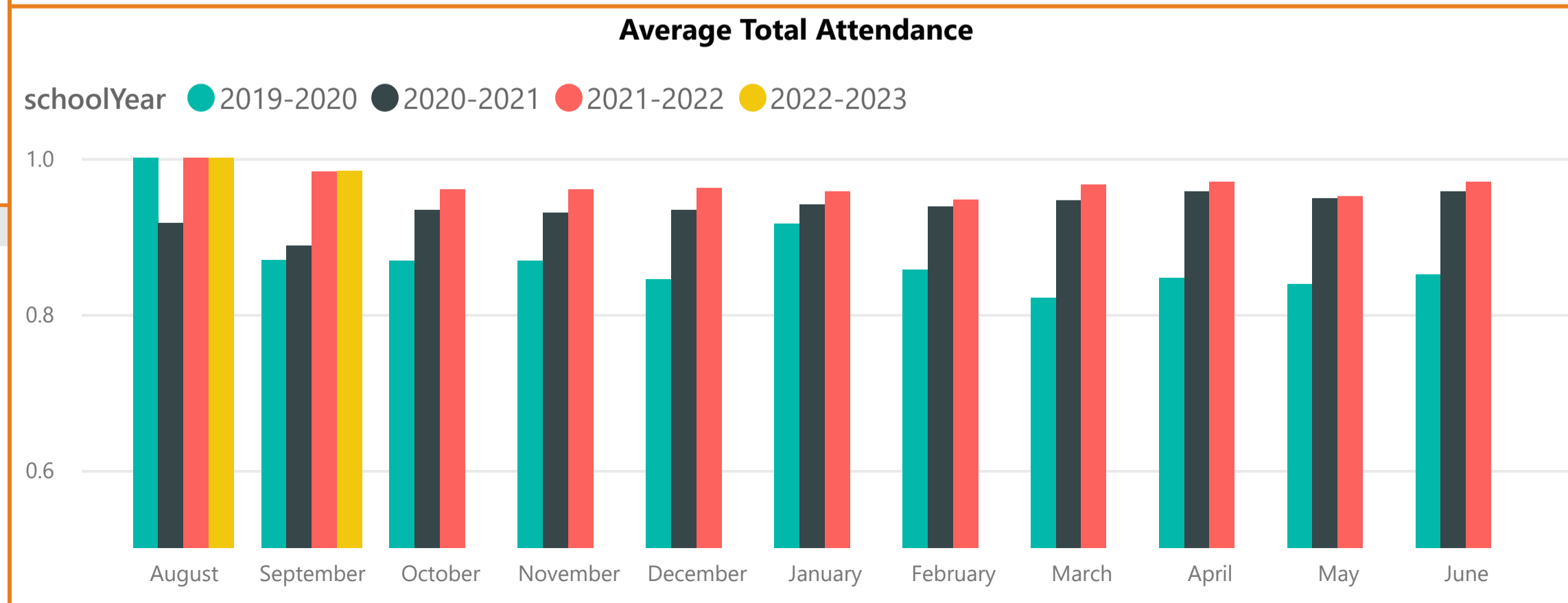
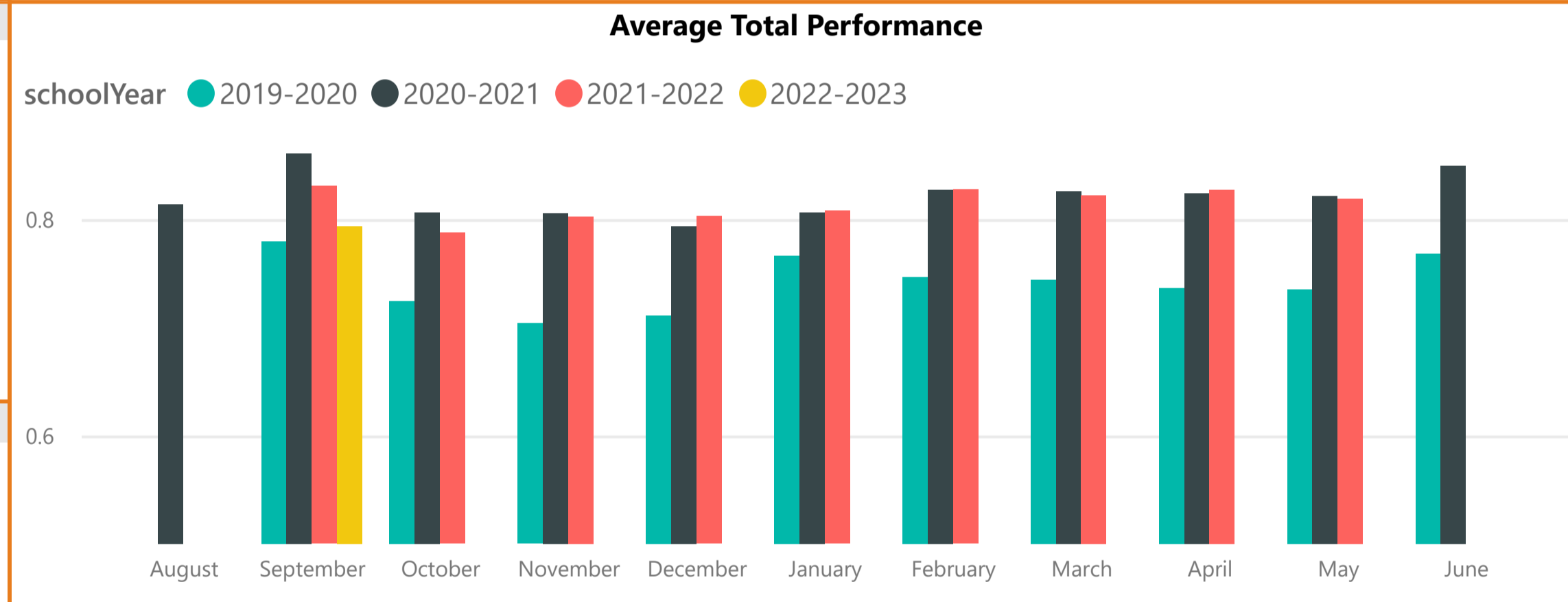
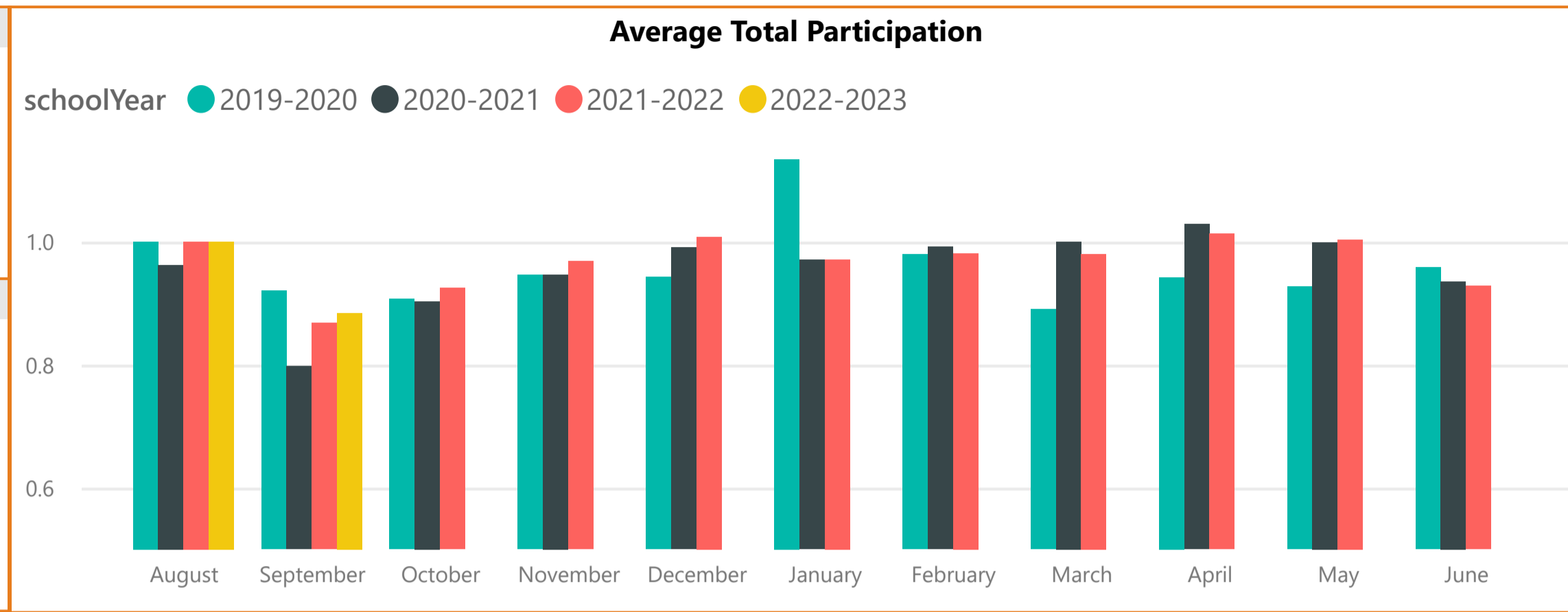
<b>Contacts Per Week</b>		
ContactsPerWeekWithoutWebMail	SameMonthPriorYear	CurrentMonth
Met	481	462
Not Met	5	20

<b>Attendance Status</b>		
AttendanceStatusAutomated	SameMonthPriorYear	CurrentMonth
Alarm	76	67
Approaching Alarm	79	50
Exempt	2	1
On Track	329	366

<b>Average Participation</b>		
GradeDistribution	SameMonthPriorYear	CurrentMonth
PK-2	87%	86%
3-5	89%	87%
6-8	95%	97%
9-12	82%	85%
<b>Total</b>	<b>87%</b>	<b>88%</b>

<b>Average Performance</b>		
GradeDistribution	SameMonthPriorYear	CurrentMonth
PK-2	93%	91%
3-5	88%	89%
6-8	85%	79%
9-12	78%	74%
<b>Total</b>	<b>83%</b>	<b>79%</b>

<b>Average Attendance</b>		
GradeDistribution	SameMonthPriorYear	CurrentMonth
PK-2	101%	104%
3-5	99%	103%
6-8	99%	101%
9-12	97%	94%
<b>Total</b>	<b>98%</b>	<b>98%</b>



# MONTHLY SCHOOL REPORT

California Connections Academy North Bay & September 30, 2022

Currently Enrolled

157

Total YTD Enrolled

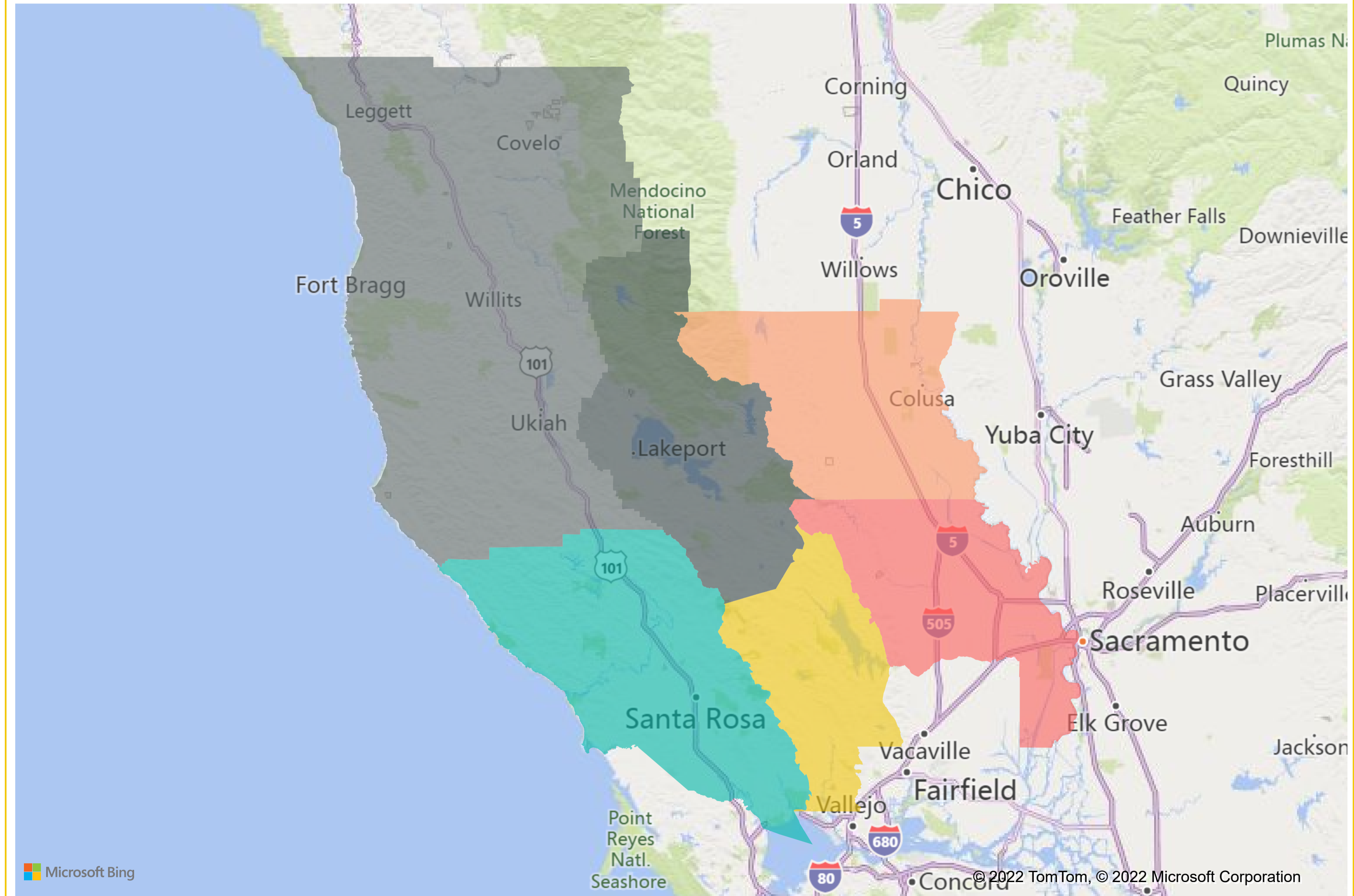
166

Enrollment Services Complete (Stage 4)

184

## Enrolled Students by County

countyGIS ● Sonoma, CA ● Lake, CA ● Yolo, CA ● Napa, CA ● Mendocino, CA ● Colusa, CA



# California Connections Academy North Bay

September 30, 2022

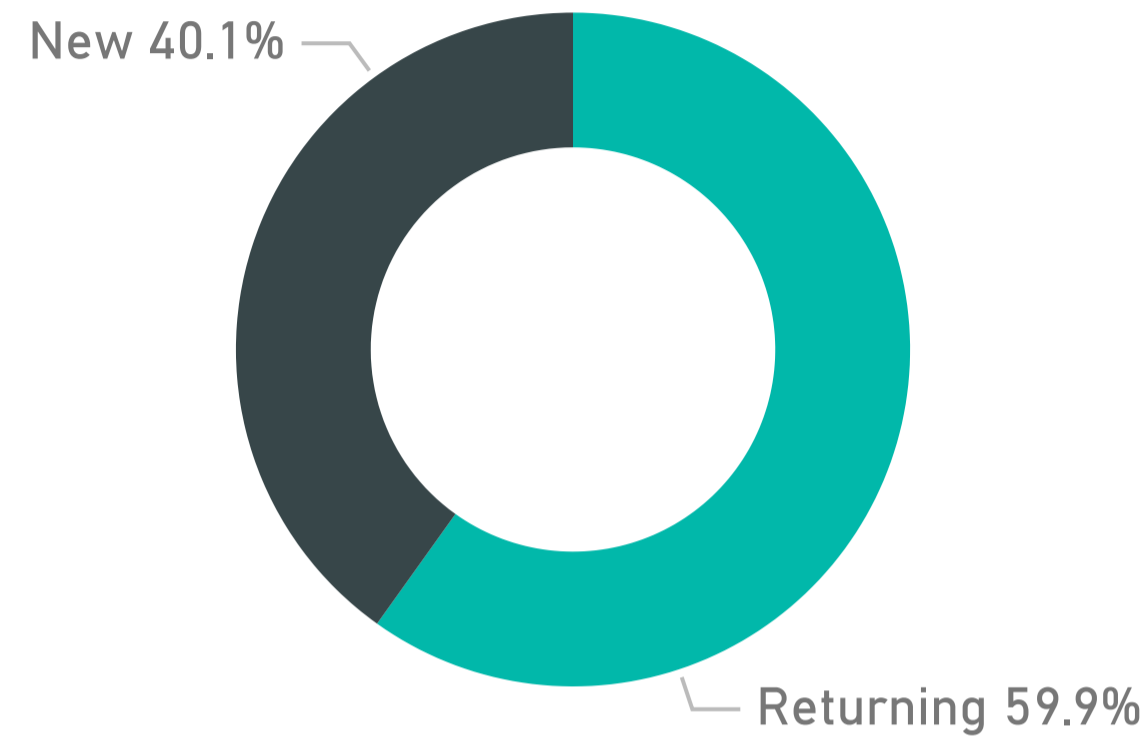
**Current Enrollment Month-Over-Month Change**

**0%**

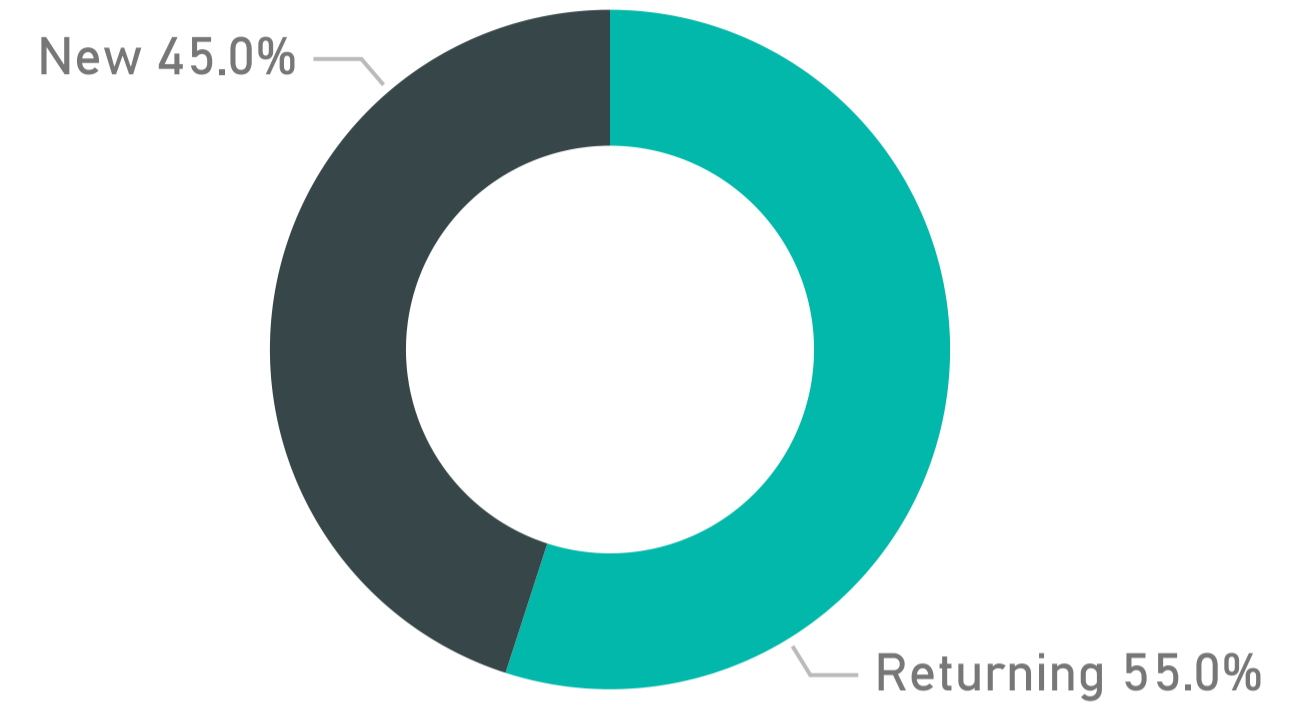
**Current Enrollment Year-Over-Year Change**

**-8%**

## New and Returning

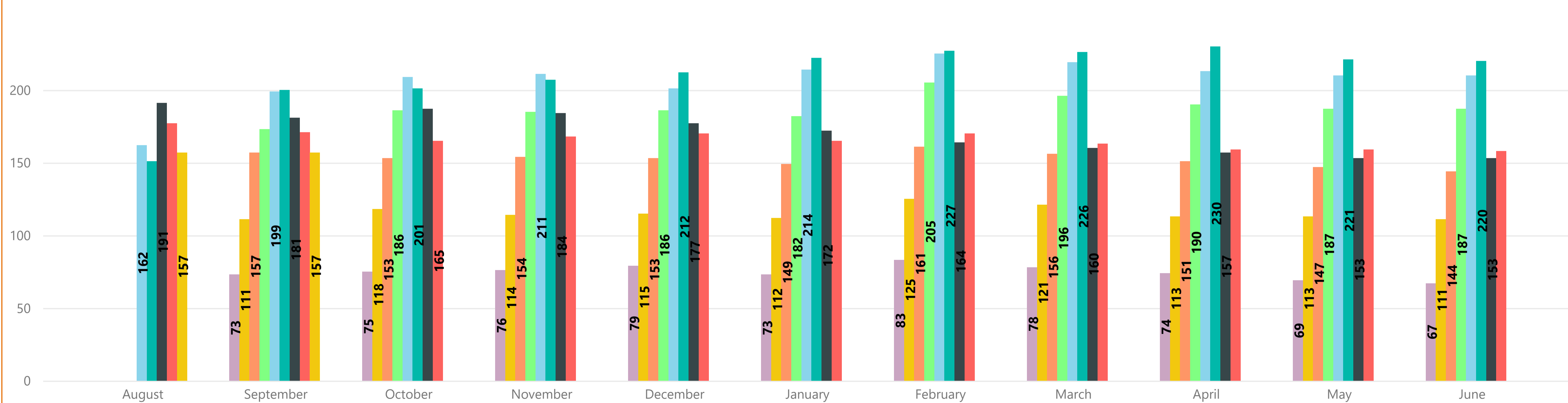


## New and Returning Prior Year



## Monthly Student Current Enrollment Comparison

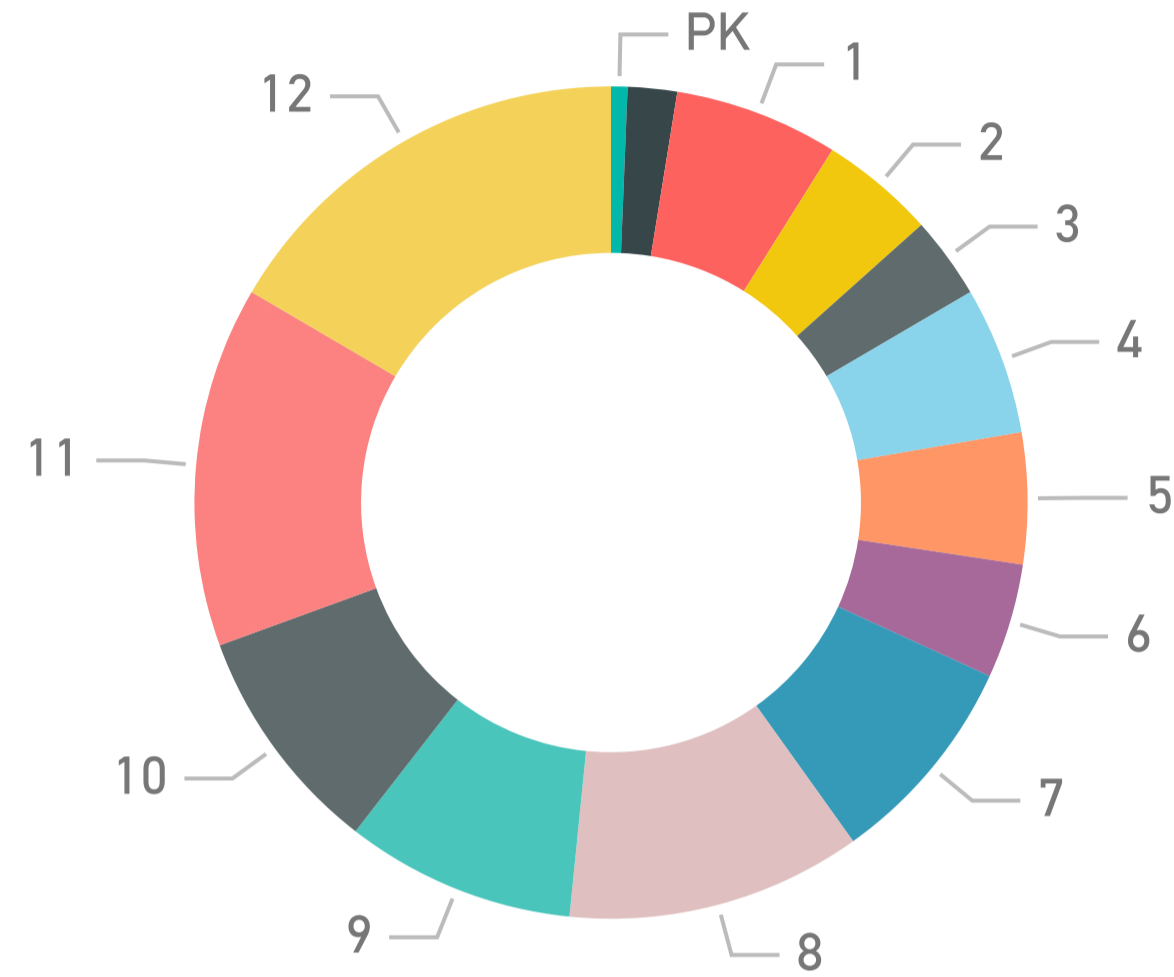
schoolYear ● 2014-2015 ● 2015-2016 ● 2016-2017 ● 2017-2018 ● 2018-2019 ● 2019-2020 ● 2020-2021 ● 2021-2022 ● 2022-2023



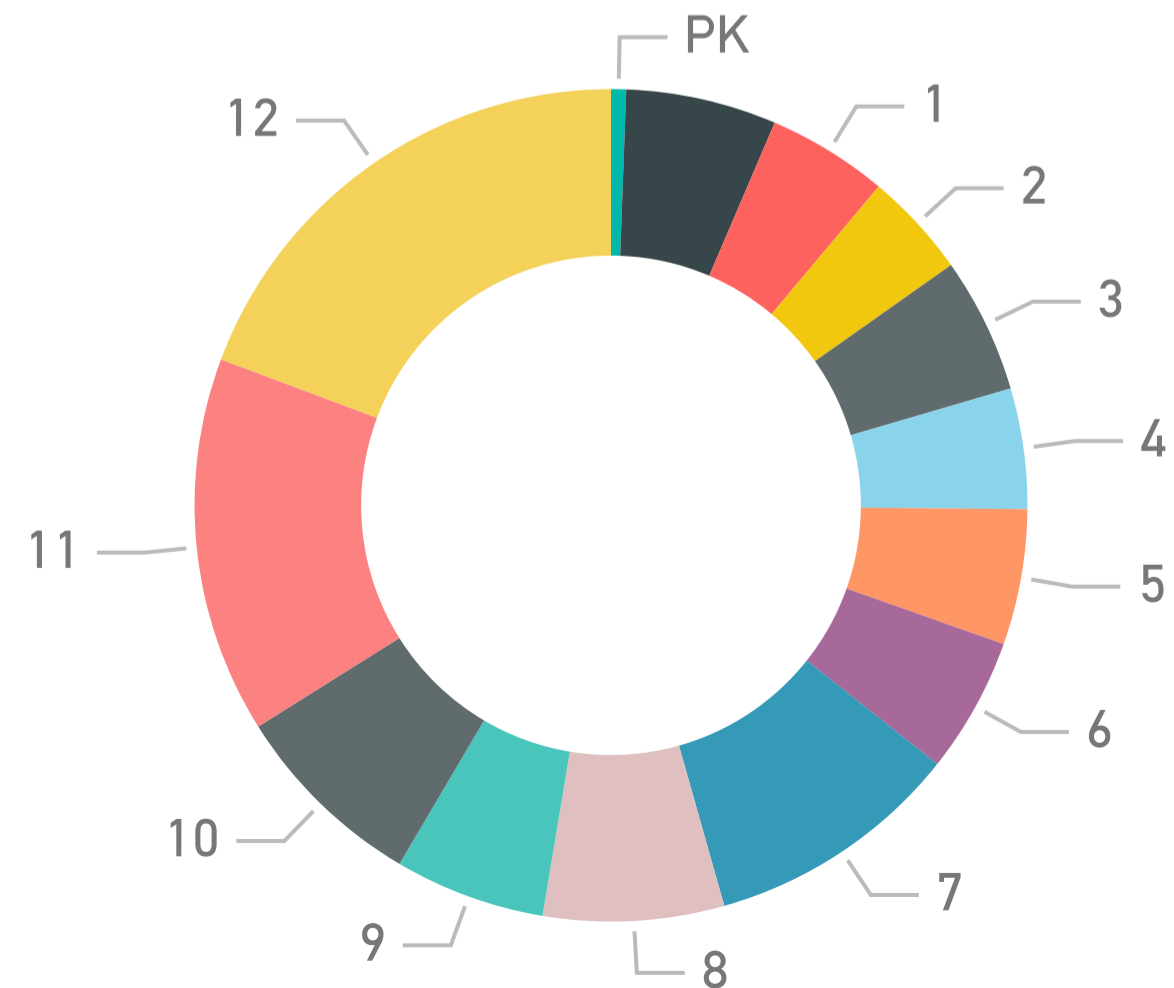
# California Connections Academy North Bay

September 30, 2022

## Enrolled Students by Final Grade



## Enrolled Students Prior Year by Final Grade



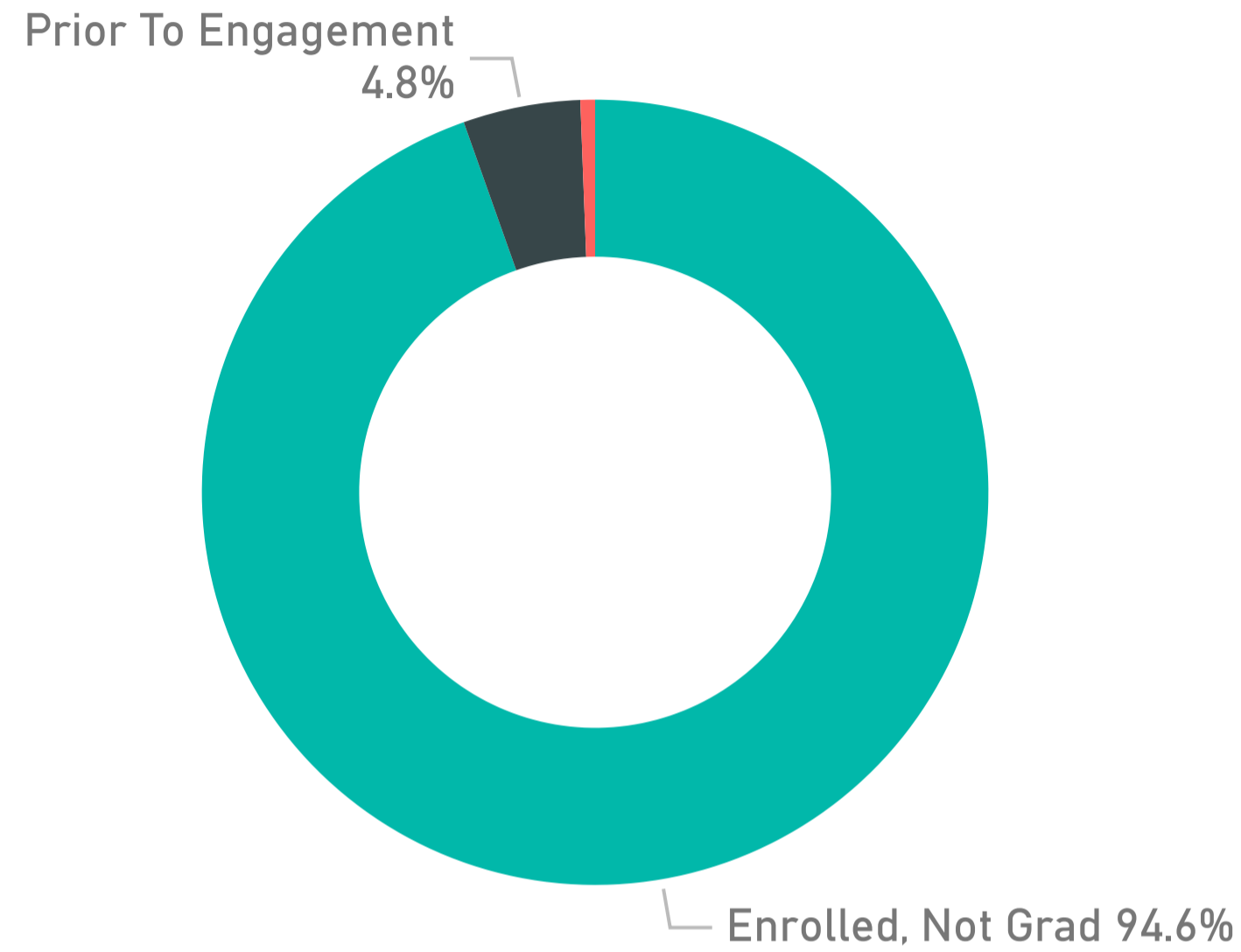
## Grade Distribution

ReportPeriod	SameMonthPriorYear		PriorEOY		LastMonth		CurrentMonth	
GradeDistribution	Students	%CT Students	Students	%CT Students	Students	%CT Students	Students	%CT Students
<b>PK-2</b>	<b>26</b>	<b>15%</b>	<b>21</b>	<b>13%</b>	<b>22</b>	<b>14%</b>	<b>21</b>	<b>13%</b>
PK	1	1%	2	1%	1	1%	1	1%
KG	10	6%	7	4%	4	3%	3	2%
1	8	5%	7	4%	9	6%	10	6%
2	7	4%	5	3%	8	5%	7	4%
<b>3-5</b>	<b>26</b>	<b>15%</b>	<b>23</b>	<b>15%</b>	<b>20</b>	<b>13%</b>	<b>22</b>	<b>14%</b>
3	9	5%	8	5%	4	3%	5	3%
4	8	5%	8	5%	8	5%	9	6%
5	9	5%	7	4%	8	5%	8	5%
<b>6-8</b>	<b>38</b>	<b>22%</b>	<b>35</b>	<b>22%</b>	<b>36</b>	<b>23%</b>	<b>38</b>	<b>24%</b>
6	9	5%	7	4%	6	4%	7	4%
7	17	10%	16	10%	12	8%	13	8%
8	12	7%	12	8%	18	11%	18	11%
<b>9-12</b>	<b>81</b>	<b>47%</b>	<b>79</b>	<b>50%</b>	<b>79</b>	<b>50%</b>	<b>76</b>	<b>48%</b>
9	10	6%	11	7%	22	14%	14	9%
10	13	8%	16	10%	11	7%	14	9%
11	25	15%	23	15%	19	12%	22	14%
12	33	19%	29	18%	27	17%	26	17%
<b>Total</b>	<b>171</b>	<b>100%</b>	<b>158</b>	<b>100%</b>	<b>157</b>	<b>100%</b>	<b>157</b>	<b>100%</b>

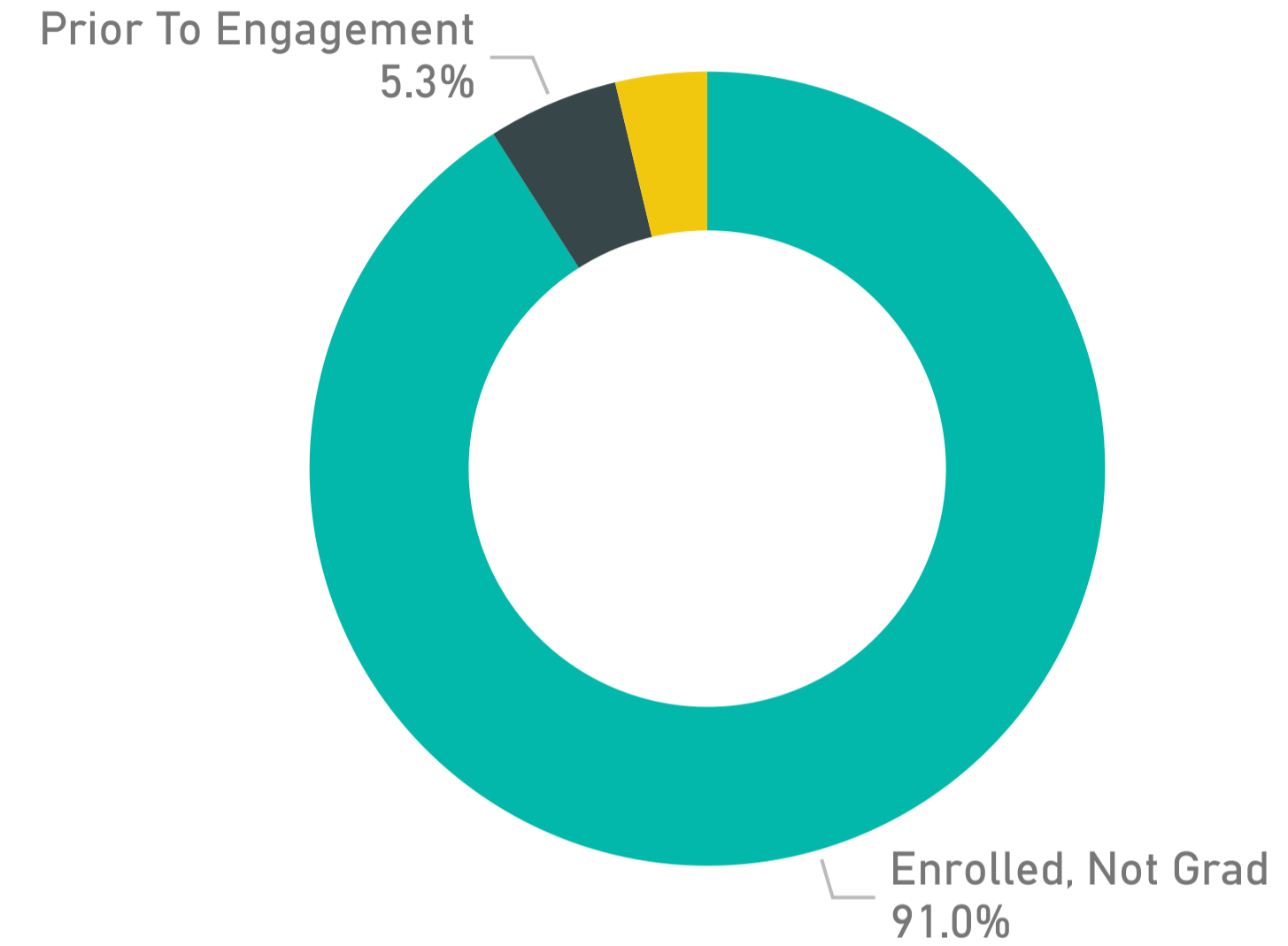
# California Connections Academy North Bay

September 30, 2022

## Total YTD Enrollment by Withdrawal Category



## Total YTD Enrollment Prior Year by Withdrawal Category



### Total YTD Enrollment

ReportPeriod Withdrawal Category	SameMonthPriorYear		PriorEOY		LastMonth		CurrentMonth	
	Student Count	%CT Student Count	Student Count	%CT Student Count	Student Count	%CT Student Count	Student Count	%CT Student Count
Enrolled, Not Grad	171	91%	158	77%	157	99%	157	95%
Graduated			4	2%	1	1%	1	1%
Prior To Engagement	10	5%	10	5%			8	5%
Withdrawal During School Year	7	4%	34	17%				
<b>Total</b>	<b>188</b>	<b>100%</b>	<b>206</b>	<b>100%</b>	<b>158</b>	<b>100%</b>	<b>166</b>	<b>100%</b>

**Enrollment Services Complete (Stage 4)**

**184**

# California Connections Academy North Bay

September 30, 2022

## Withdrawal Reason

WD Reason	SameMonthPriorYear	PriorEOY
		1
Different/Better Schooling Option (Not related to socialization)		4
Inactivity		4
No Reason Given		10
Program takes too much of Learning Coach's time		1
Program takes too much of student's time	1	1
Student wants more socialization		2
Transition to virtual school too difficult		1
Unhappy with the school		1
We are moving	6	8
We have chosen to home school		1

# California Connections Academy North Bay

September 30, 2022

## Household Data

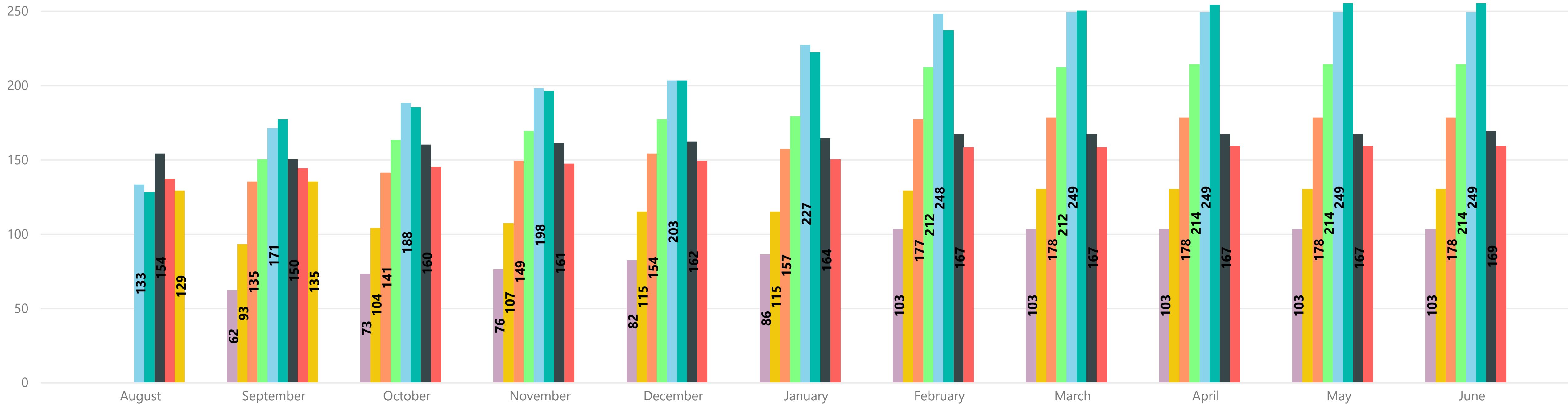
Household Data	SameMonthPriorYear	PriorEOY	LastMonth	CurrentMonth
Active	134	125	128	127
Graduated		5	1	1
WD During School Year	3	23		
WD Prior To Engagement	8	8		8

## Students Per Active Household

SameMonthPriorYear	PriorEOY	LastMonth	CurrentMonth
1.28	1.26	1.23	1.24

## Monthly Total Households

schoolYear ● 2014-2015 ● 2015-2016 ● 2016-2017 ● 2017-2018 ● 2018-2019 ● 2019-2020 ● 2020-2021 ● 2021-2022 ● 2022-2023



# California Connections Academy North Bay

September 30, 2022

## Ethnicity

Ethnicity	SameMonthPriorYear	PriorEOY	LastMonth	CurrentMonth
Hispanic or Latino	52	48	47	45
Not Hispanic or Latino	119	110	110	112

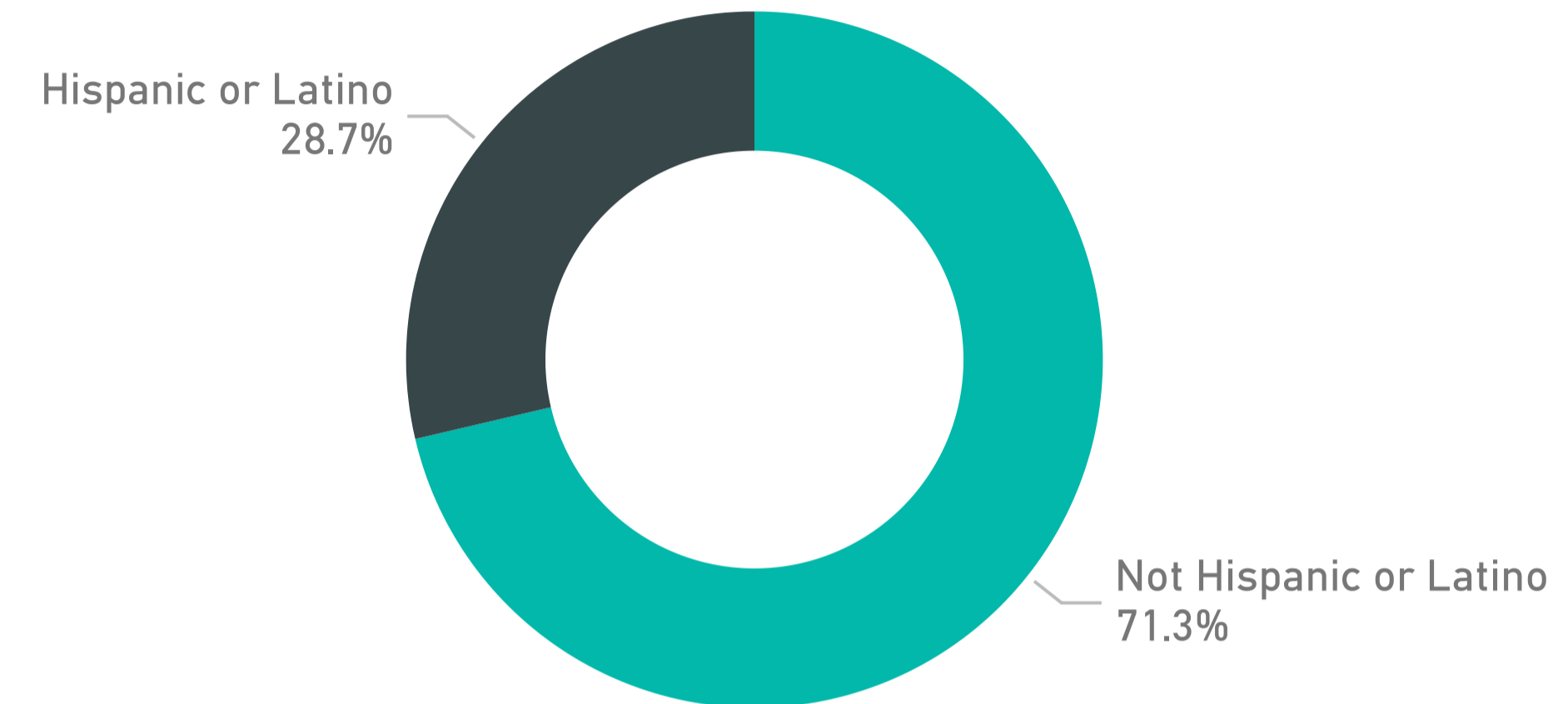
## Race

Race	SameMonthPriorYear	PriorEOY	LastMonth	CurrentMonth
American Indian or Alaskan Native	8	9	15	14
Asian	13	11	14	15
Black/African American	27	26	15	14
Native Hawaiian or Other Pacific Islander	9	9	9	8
White	141	128	127	128

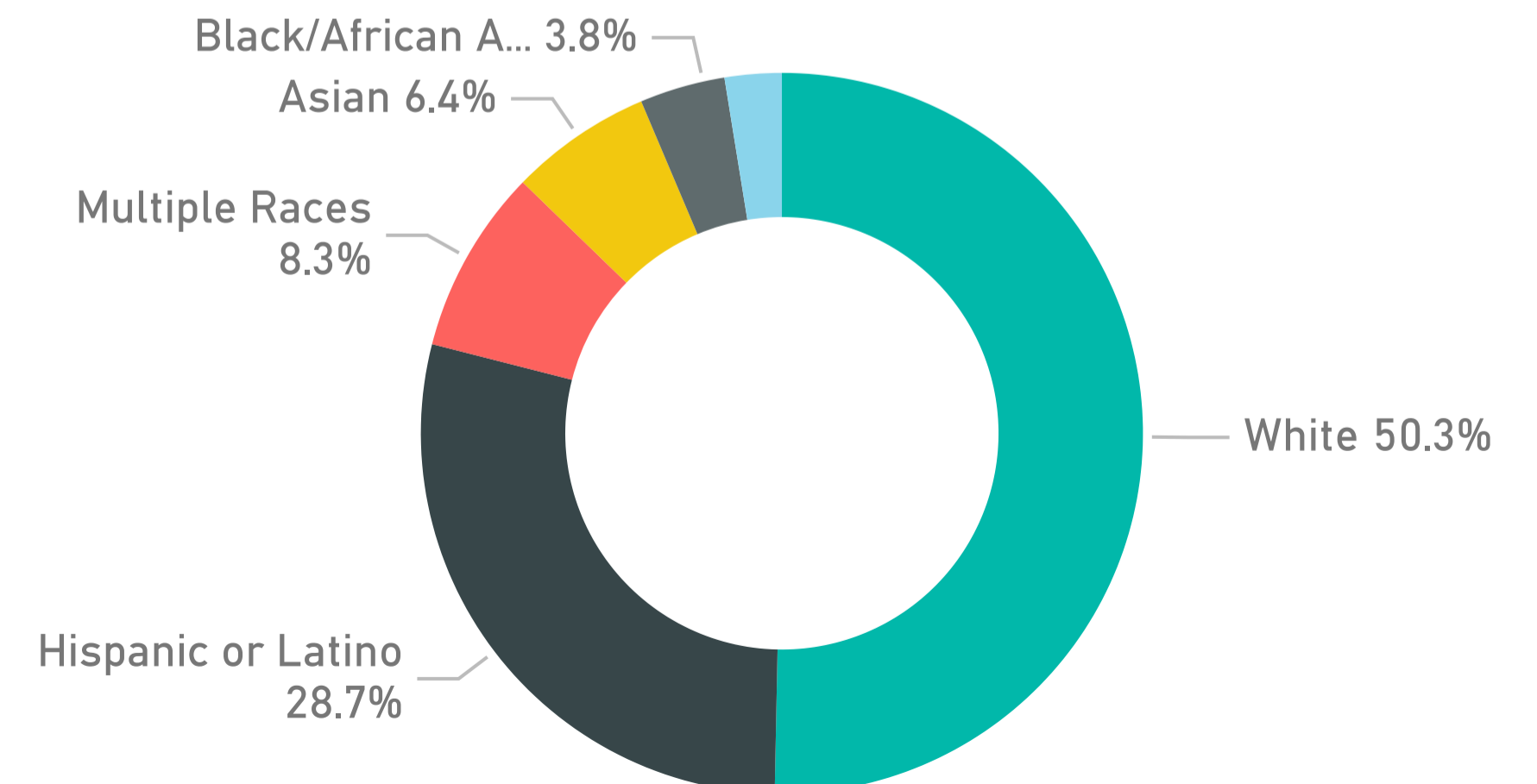
## Distinct Race/Ethnicity

Distinct Race/Ethnicity	SameMonthPriorYear	PriorEOY	LastMonth	CurrentMonth
American Indian or Alaskan Native	2	2	4	4
Asian	8	7	10	10
Black/African American	9	10	7	6
Hispanic or Latino	52	48	47	45
Multiple Races	14	14	14	13
Native Hawaiian or Other Pacific Islander	1	1		
White	85	76	75	79

## Enrolled Students by Ethnicity



## Enrolled Students by Distinct Race/Ethnicity





# California Connections Academy North Bay

September 30, 2022

## Gender

Gender	SameMonthPriorYear	PriorEOY	LastMonth	CurrentMonth
F	90	78	80	80
M	81	80	77	77

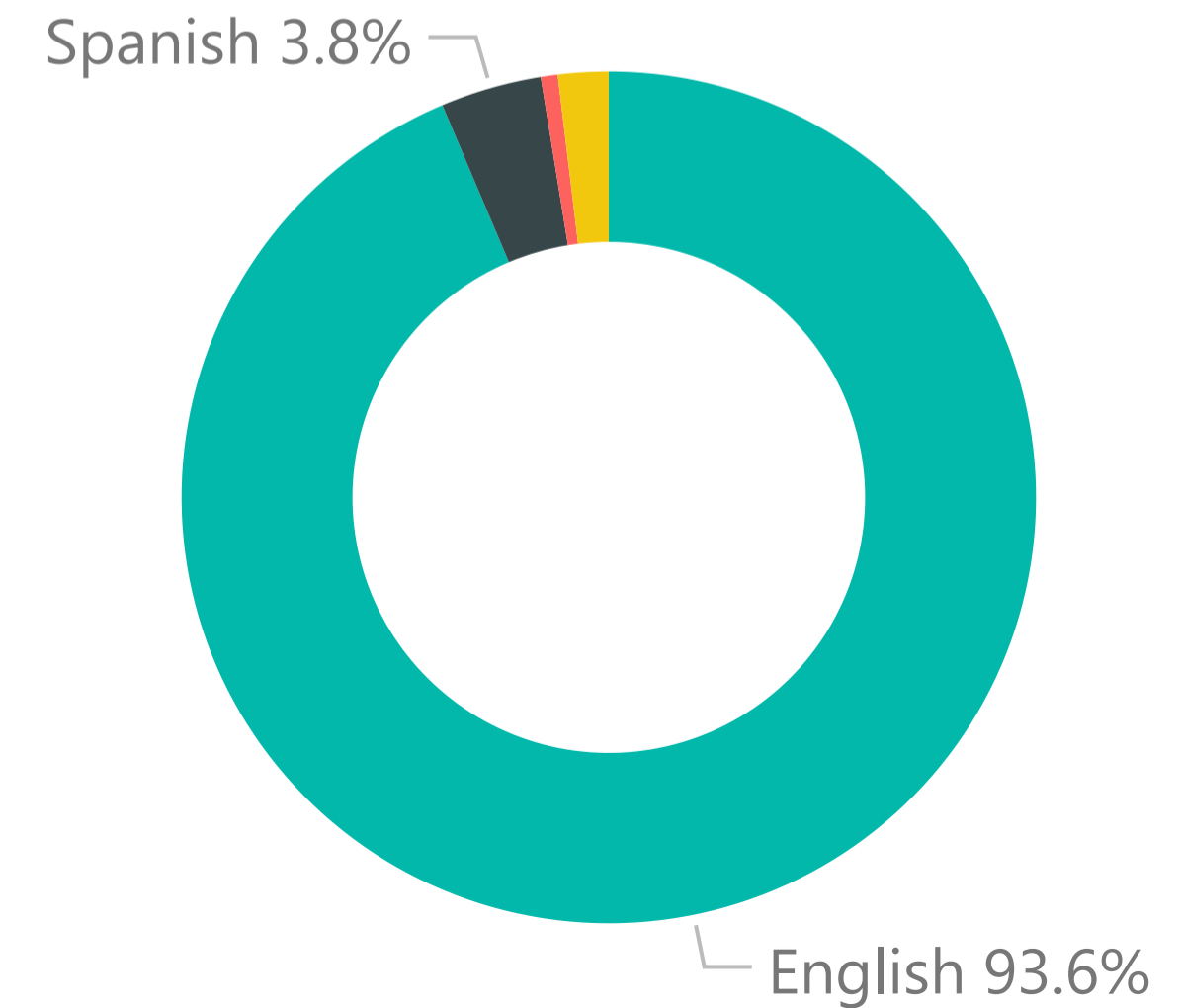
## Primary Language

Home Language	SameMonthPriorYear	PriorEOY	LastMonth	CurrentMonth
English	157	148	144	147
Spanish	7	5	9	6
Russian	1	1	1	1
Arabic	1	1		
Another Language	5	3	3	3

## Enrolled Students by Gender



## Enrolled Students by Language



# California Connections Academy North Bay

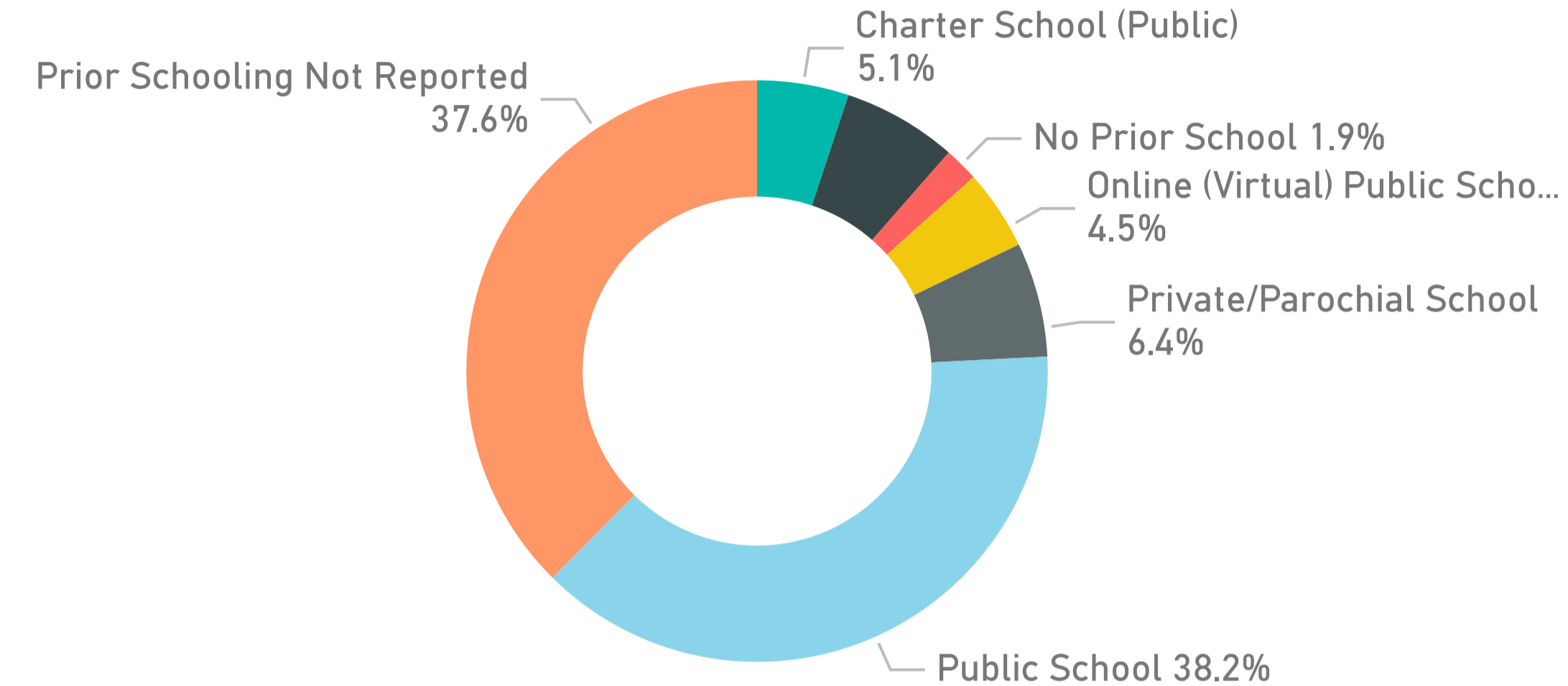
September 30, 2022

## Prior Schooling

Prior Schooling	SameMonthPriorYear	PriorEOY	LastMonth	CurrentMonth
Charter School (Public)	16	15	9	8
Home School	14	9	6	10
No Prior School	7	8	4	3
Online (Virtual) Public School	18	17	13	7
Private/Parochial School	11	11	10	10
Public School	86	84	54	60
Prior Schooling Not Reported	19	14	61	59

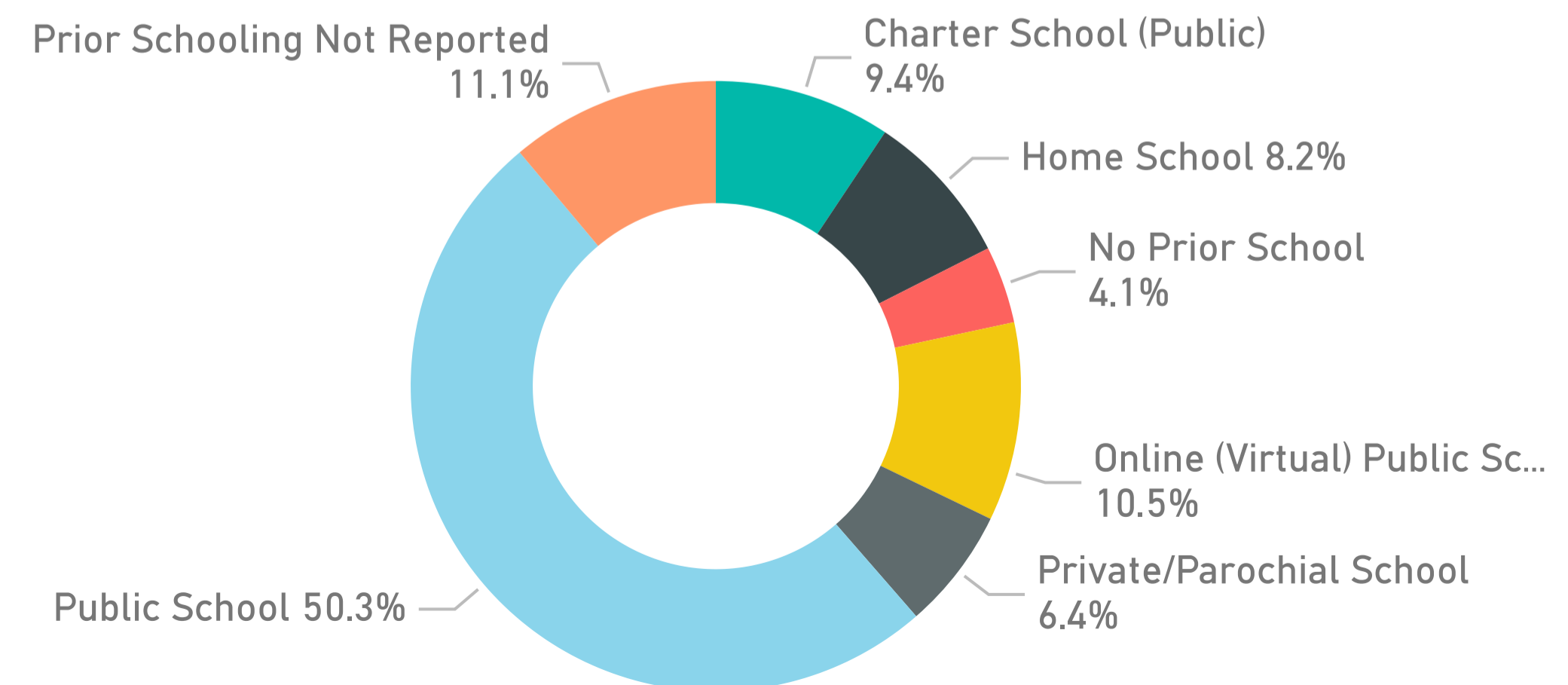
## Prior Schooling

September 30, 2022



## Prior Schooling

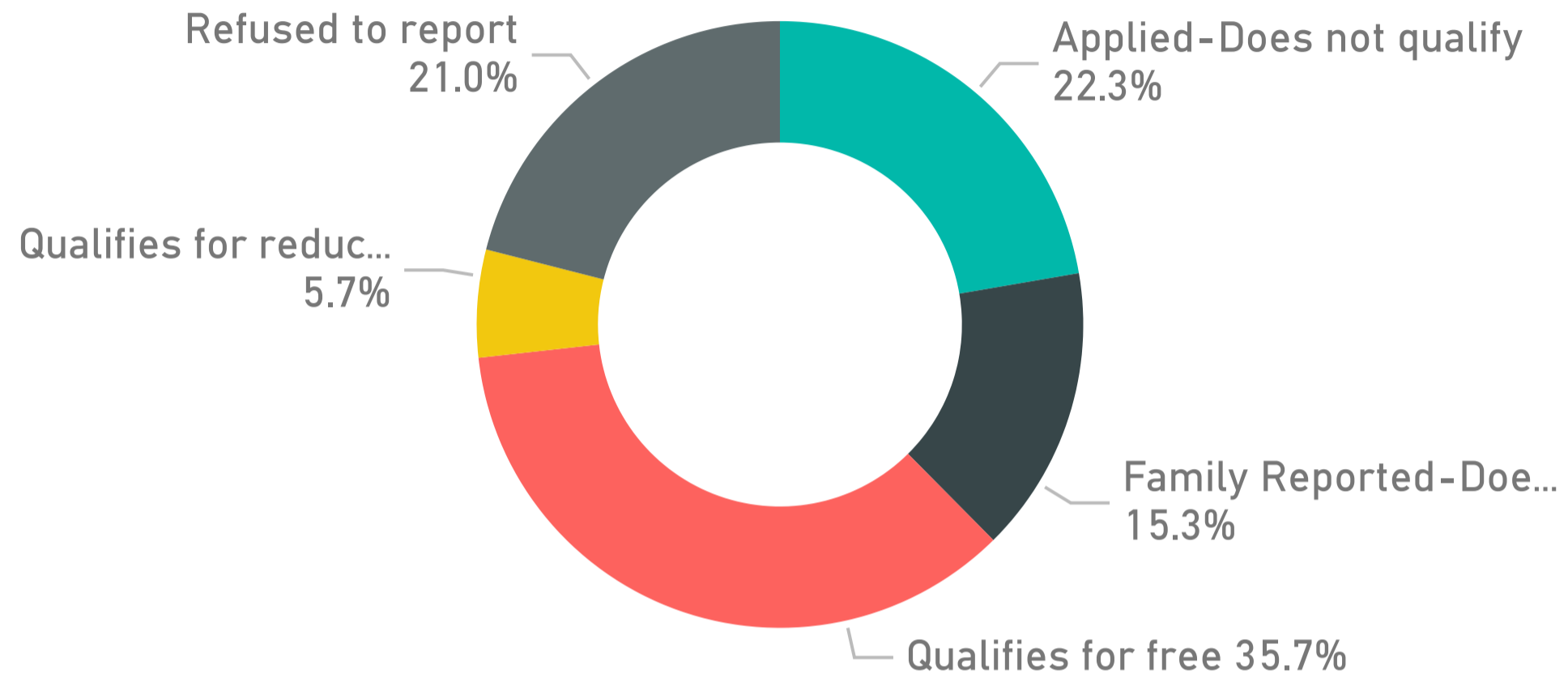
September 30, 2021



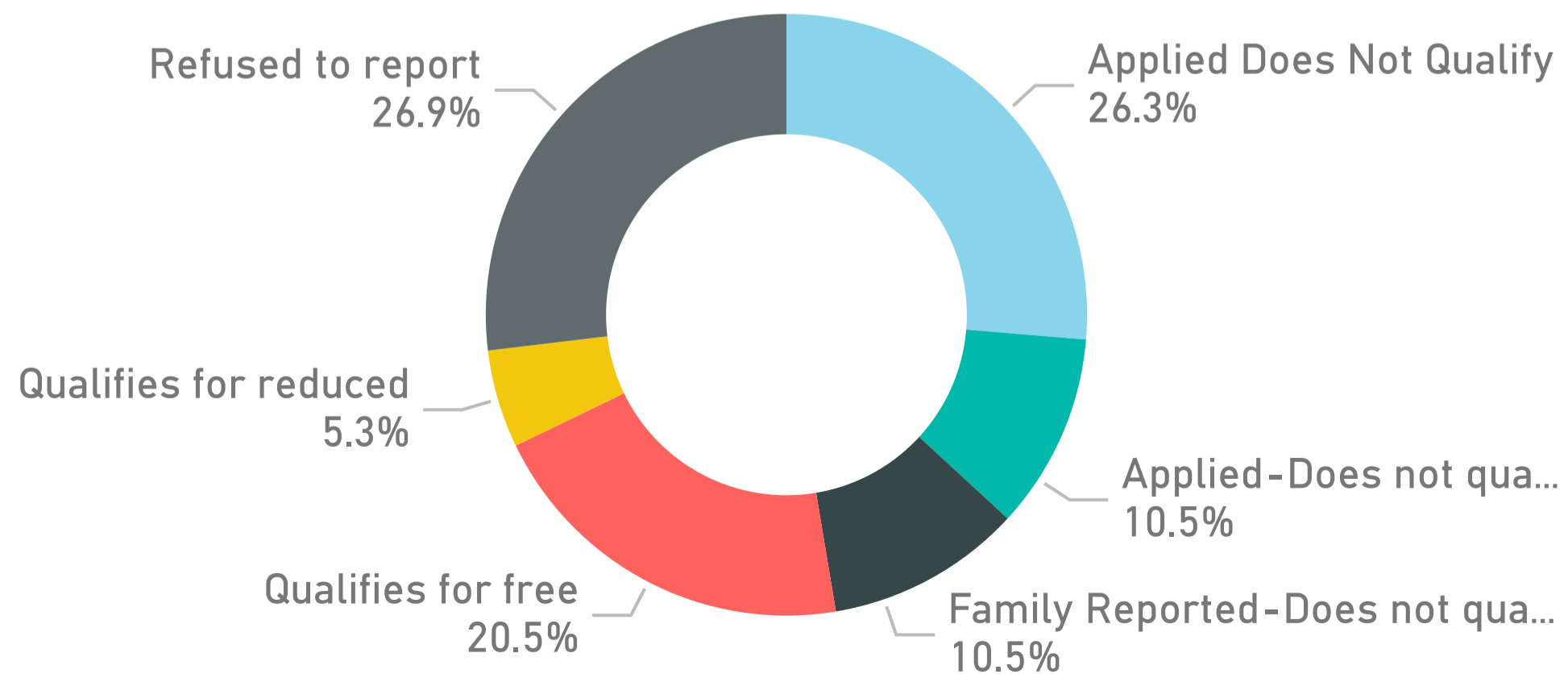
# California Connections Academy North Bay

September 30, 2022

## FARM Eligibility September 30, 2022



## FARM Eligibility September 30, 2021



## Disability

Disability	SameMonthPriorYear	PriorEOY	LastMonth	CurrentMonth
Autism	1	1	1	2
Cognitive Disability	2	2	1	
Other Health Impaired	1	1	2	1
Physical Disability			1	1
Specific Learning Disability	4	3	1	1
Speech/Language Impaired	3	3	2	2

Autism

Other Health Impaired

Specific L...

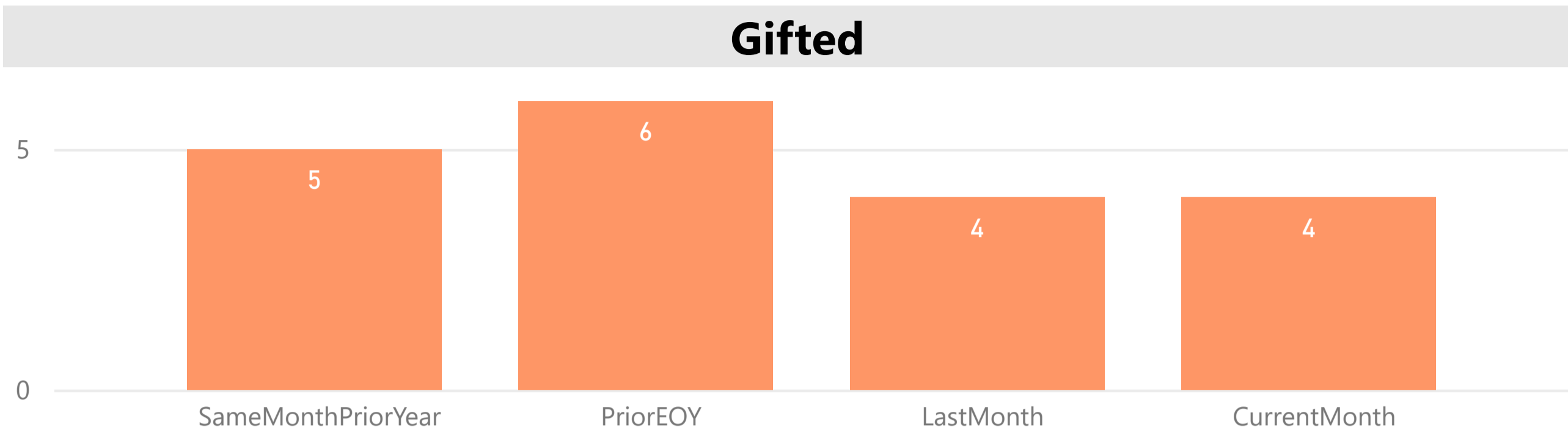
Speech/Language Impaired

Physical Disability

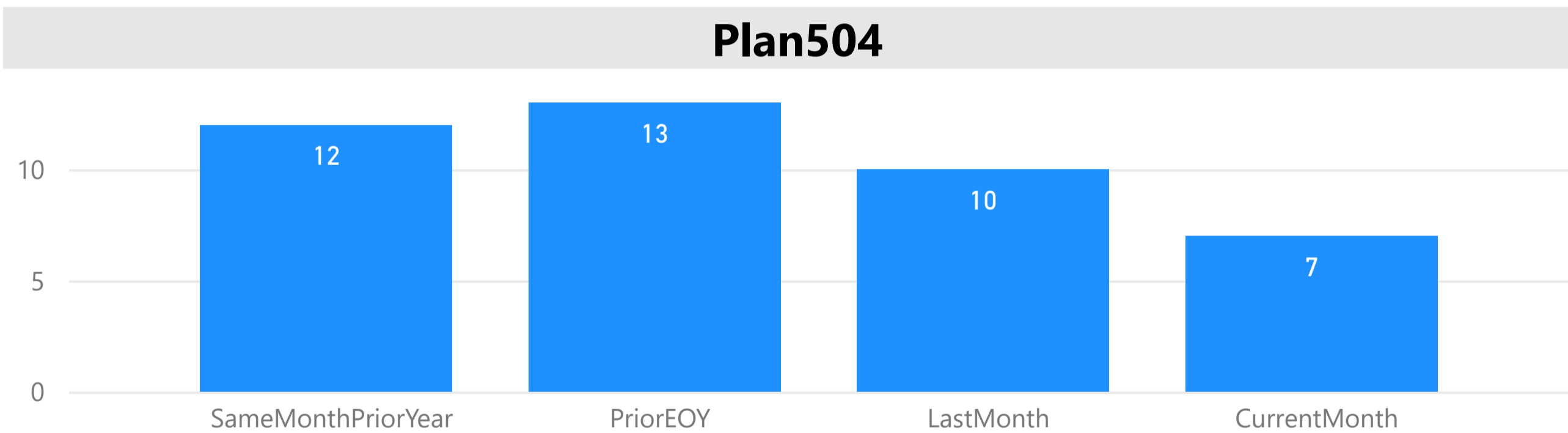
# California Connections Academy North Bay

September 30, 2022

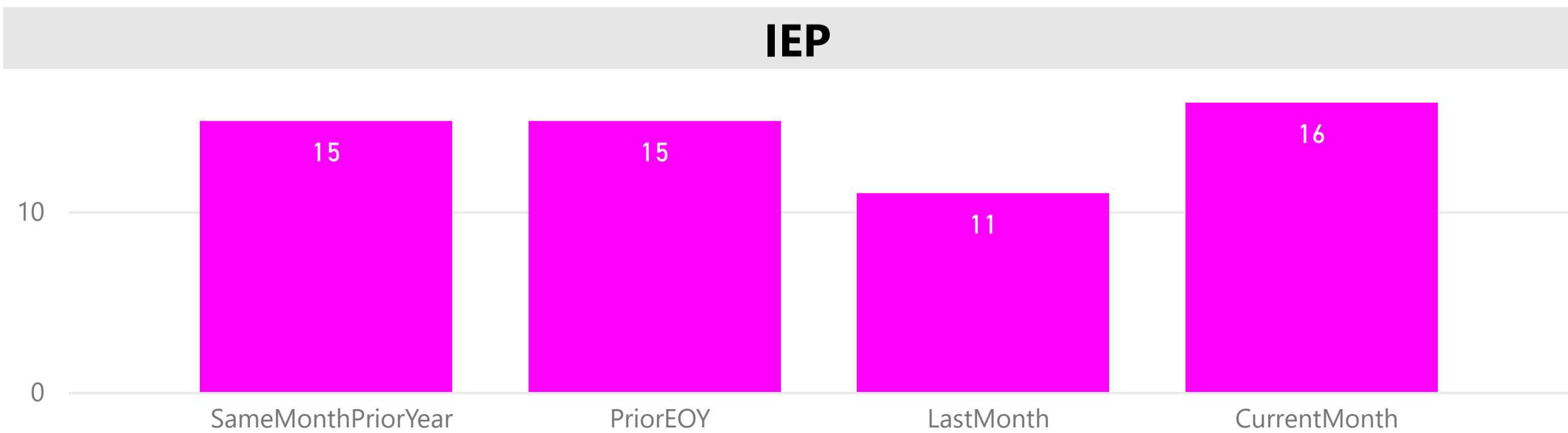
## Gifted



## Plan504



## IEP



## Currently Enrolled

**157**

### Gifted

**3%**

### Plan504

**4%**

### IEP

**10%**

### Not in Special Population

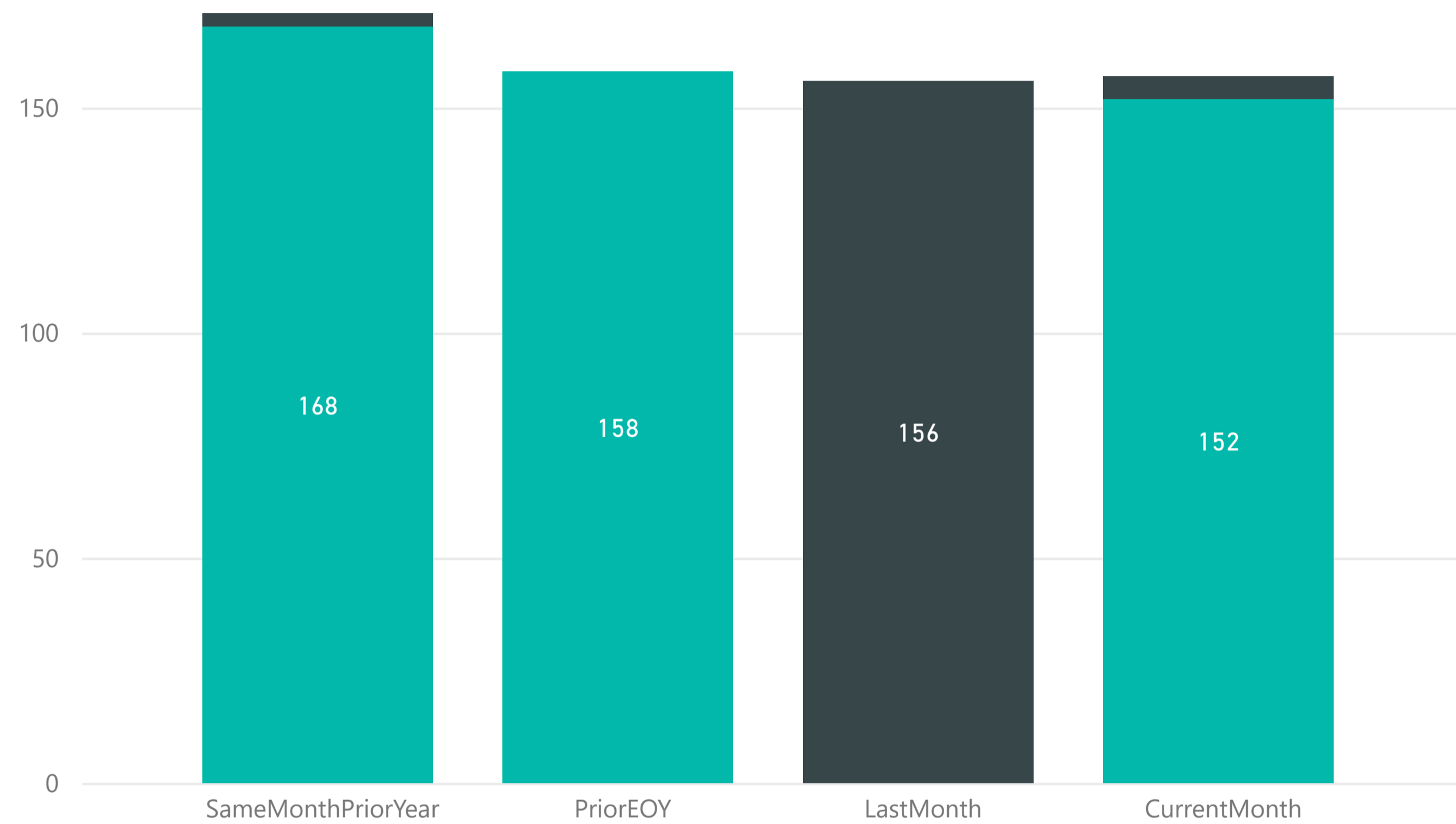
**83%**

# California Connections Academy North Bay

September 30, 2022

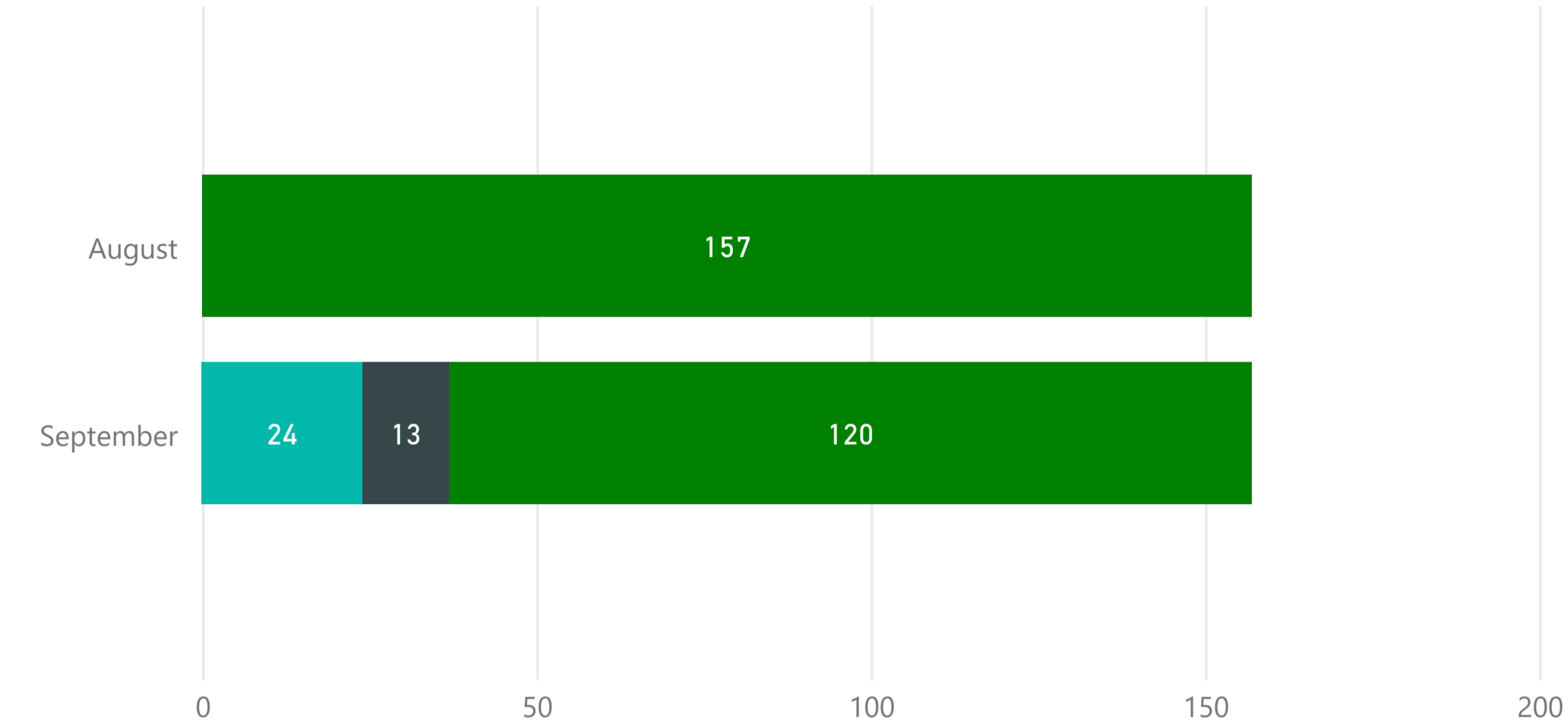
## Contacts Per Week

ContactsPerWeekWithoutWebM... ● Met ● Not Met



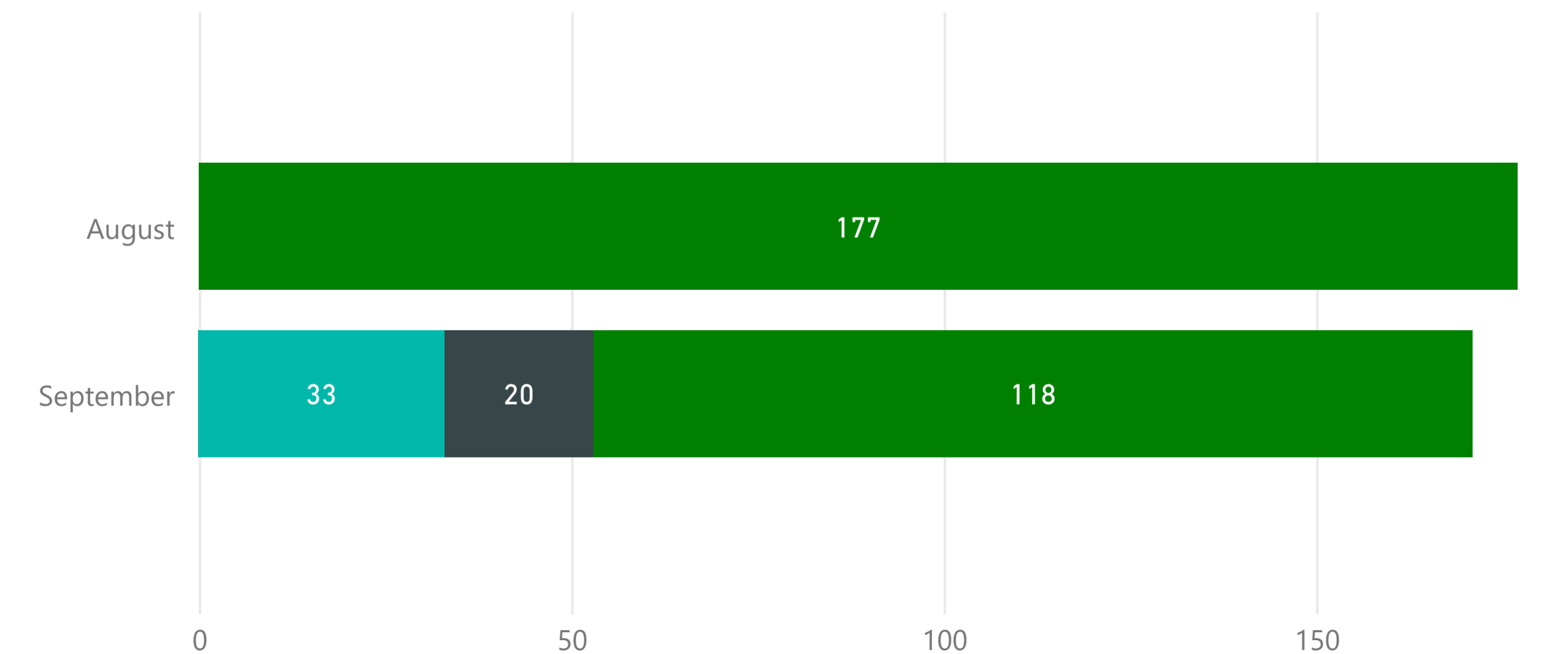
## School Year: 2022-2023

AttendanceStatusAutomated ● Alarm ● Approaching Alarm ● On Track



## School Year: 2021-2022

AttendanceStatusAutomated ● Alarm ● Approaching Alarm ● On Track



## Currently Enrolled

**157**

# California Connections Academy North Bay

September 30, 2022

## Average Participation

GradeDistribution	SameMonthPriorYear	PriorEOY	LastMonth	CurrentMonth
PK-2	80%	100%	100%	79%
3-5	87%	100%	100%	83%
6-8	92%	97%	100%	99%
9-12	81%	97%	100%	83%
<b>Total</b>	<b>84%</b>	<b>98%</b>	<b>100%</b>	<b>86%</b>

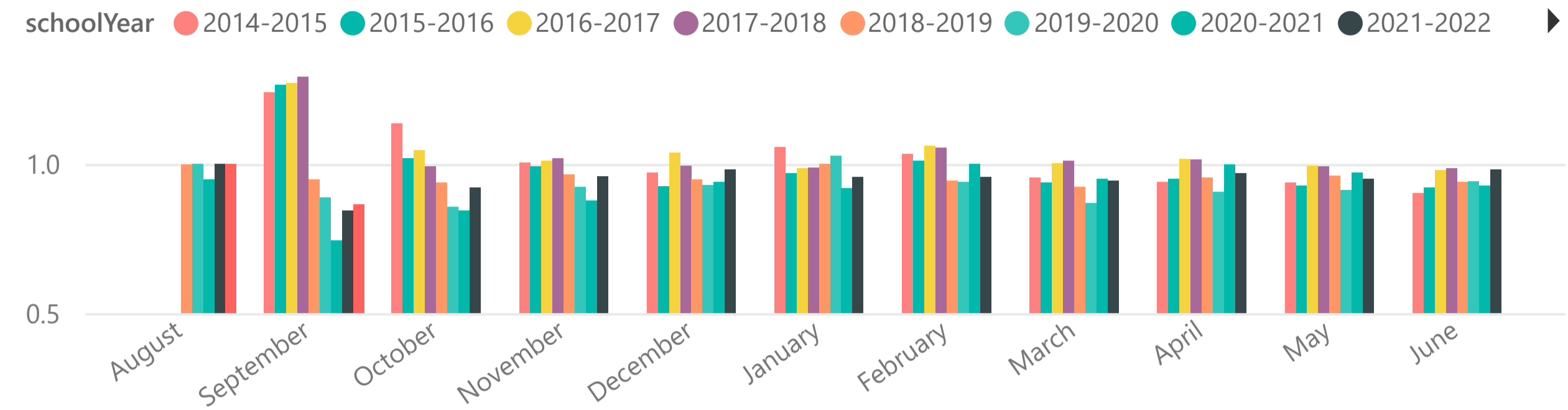
## Average Performance

GradeDistribution	SameMonthPriorYear	LastMonth	CurrentMonth
PK-2	94%		92%
3-5	83%		85%
6-8	80%		78%
9-12	77%	70%	71%
<b>Total</b>	<b>81%</b>	<b>70%</b>	<b>77%</b>

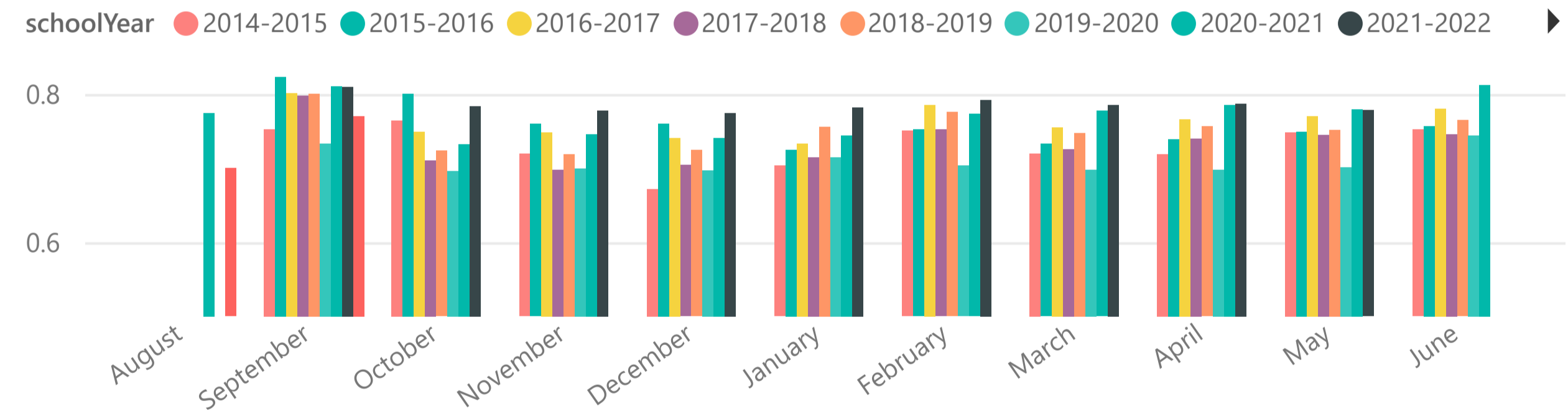
## Average Attendance

GradeDistribution	SameMonthPriorYear	PriorEOY	LastMonth	CurrentMonth
PK-2	96%	95%	100%	102%
3-5	102%	98%	100%	102%
6-8	101%	97%	100%	103%
9-12	95%	93%	100%	94%
<b>Total</b>	<b>97%</b>	<b>95%</b>	<b>100%</b>	<b>98%</b>

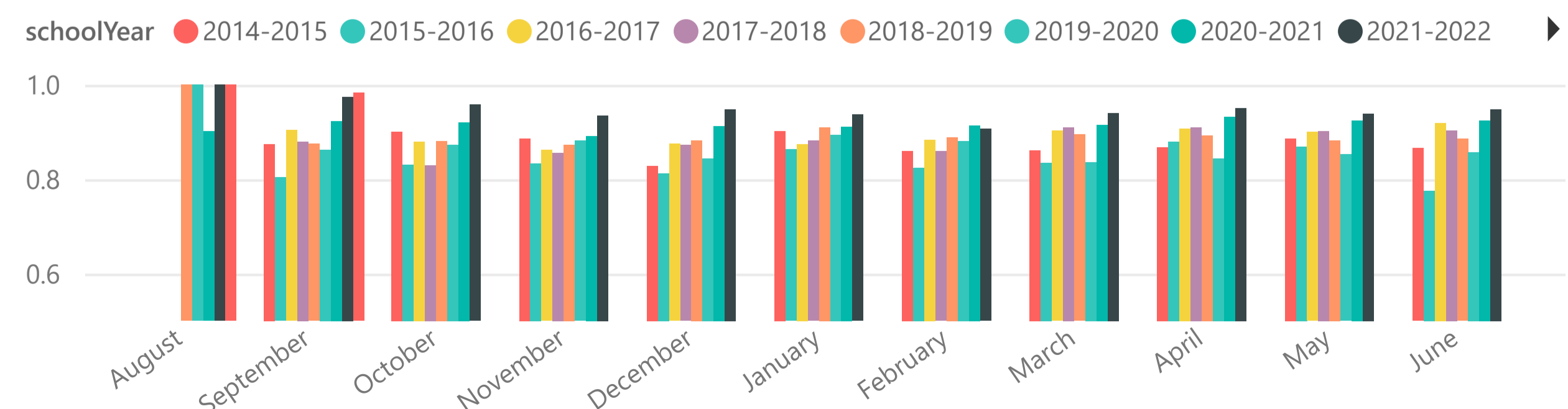
## Average Total Participation



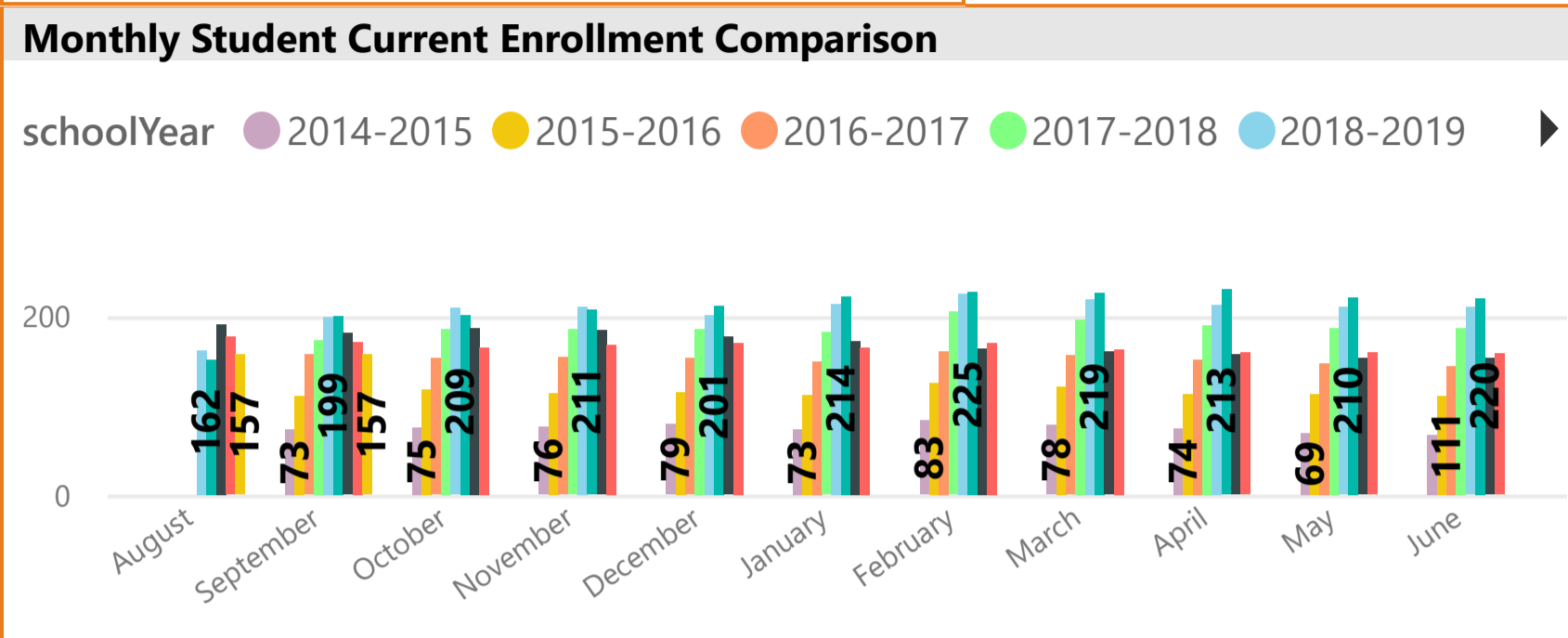
## Average Total Performance



## Average Total Attendance



<b>Currently Enrolled</b> <b>157</b>	<b>Total YTD Enrolled</b> <b>166</b>	<b>California Connections Academy North Bay</b> <b>September 30, 2022</b>	<b>Current Enrollment Month-Over-Month Change</b> <b>0%</b>
<b>Enrollment Services Complete (Stage 4)</b> <b>184</b>			<b>Current Enrollment Year-Over-Year Change</b> <b>-8%</b>



### Total YTD Enrollment

ReportPeriod	SameMonthPriorYear	CurrentMonth		
Withdrawal Category	Student Count	%CT Student Count	Student Count	%CT Student Count
Enrolled, Not Grad	171	91%	157	95%
Graduated			1	1%
Prior To Engagement	10	5%	8	5%
Withdrawal During School Year	7	4%		
<b>Total</b>	<b>188</b>	<b>100%</b>	<b>166</b>	<b>100%</b>

### New & Returning

ReportPeriod	SameMonthPriorYear	CurrentMonth		
New or Returning	Students	%CT Students	Students	%CT Students
New	77	45.03%	63	40.13%
Returning	94	54.97%	94	59.87%

### Household Data

Household Data	SameMonthPriorYear	CurrentMonth
Active	134	127
Graduated		1
WD During School Year	3	
WD Prior To Engagement	8	8

### Students Per Active Household

SameMonthPriorYear	CurrentMonth
1.28	1.24

### Grade Distribution

ReportPeriod	SameMonthPriorYear	CurrentMonth		
GradeDistribution	Students	%CT Students	Students	%CT Students
<b>PK-2</b>	<b>26</b>	<b>15%</b>	<b>21</b>	<b>13%</b>
PK	1	1%	1	1%
KG	10	6%	3	2%
1	8	5%	10	6%
2	7	4%	7	4%
<b>3-5</b>	<b>26</b>	<b>15%</b>	<b>22</b>	<b>14%</b>
3	9	5%	5	3%
4	8	5%	9	6%
5	9	5%	8	5%
<b>6-8</b>	<b>38</b>	<b>22%</b>	<b>38</b>	<b>24%</b>
6	9	5%	7	4%
7	17	10%	13	8%
8	12	7%	18	11%
<b>9-12</b>	<b>81</b>	<b>47%</b>	<b>76</b>	<b>48%</b>
9	10	6%	14	9%
10	13	8%	14	9%
11	25	15%	22	14%
12	33	19%	26	17%
<b>Total</b>	<b>171</b>	<b>100%</b>	<b>157</b>	<b>100%</b>

### Withdrawal Reason

Withdrawal Reason	SameMonthPriorYear
The program takes too much of the student's time.	1
We are moving.	6

**California Connections Academy North Bay  
September 30, 2022**

<b>Gender</b>		
Gender	SameMonthPriorYear	CurrentMonth
F	90	80
M	81	77

<b>Disability</b>		
Disability	SameMonthPriorYear	CurrentMonth
Autism	1	2
Cognitive Disability	2	
Other Health Impaired	1	1
Physical Disability		1
Specific Learning Disability	4	1
Speech/Language Impaired	3	2

<b>Gifted</b>		
Gifted	SameMonthPriorYear	CurrentMonth
Yes	5	4

<b>Primary Language</b>		
Home Language	SameMonthPriorYear	CurrentMonth
English	157	147
Spanish	7	6
Russian	1	1
Arabic	1	
Another Language	5	3

<b>Plan 504</b>		
Plan504	SameMonthPriorYear	CurrentMonth
504	12	7

<b>IEP</b>		
IEP	SameMonthPriorYear	CurrentMonth
IEP	15	16

<b>Gifted</b>	<b>Plan504</b>
<b>3%</b>	<b>4%</b>

<b>IEP</b>	<b>Not in Special Population</b>
<b>10%</b>	<b>83%</b>

<b>Ethnicity</b>		
Ethnicity	SameMonthPriorYear	CurrentMonth
Hispanic or Latino	52	45
Not Hispanic or Latino	119	112

<b>Distinct Race/Ethnicity</b>		
Distinct Race/Ethnicity	SameMonthPriorYear	CurrentMonth
American Indian or Alaskan Native	2	4
Asian	8	10
Black/African American	9	6
Hispanic or Latino	52	45
Multiple Races	14	13
Native Hawaiian or Other Pacific Islander	1	
White	85	79

<b>Race</b>		
Race	SameMonthPriorYear	CurrentMonth
American Indian or Alaskan Native	8	14
Asian	13	15
Black/African American	27	14
Native Hawaiian or Other Pacific Islander	9	8
White	141	128

<b>Household FARM Eligibility</b>		
HouseholdFARMEligibility	SameMonthPriorYear	CurrentMonth
Applied Does Not Qualify	44	
Applied-Does not qualify	18	34
Family Reported-Does not qualify	16	22
Qualifies for free	32	52
Qualifies for reduced	8	9
Refused to report	42	33

<b>Prior Schooling</b>		
Prior Schooling	SameMonthPriorYear	CurrentMonth
Charter School (Public)	16	8
Home School	14	10
No Prior School	7	3
Online (Virtual) Public School	18	7
Private/Parochial School	11	10
Public School	86	60
Prior Schooling Not Reported	19	59



**California Connections Academy North Bay**  
**September 30, 2022**

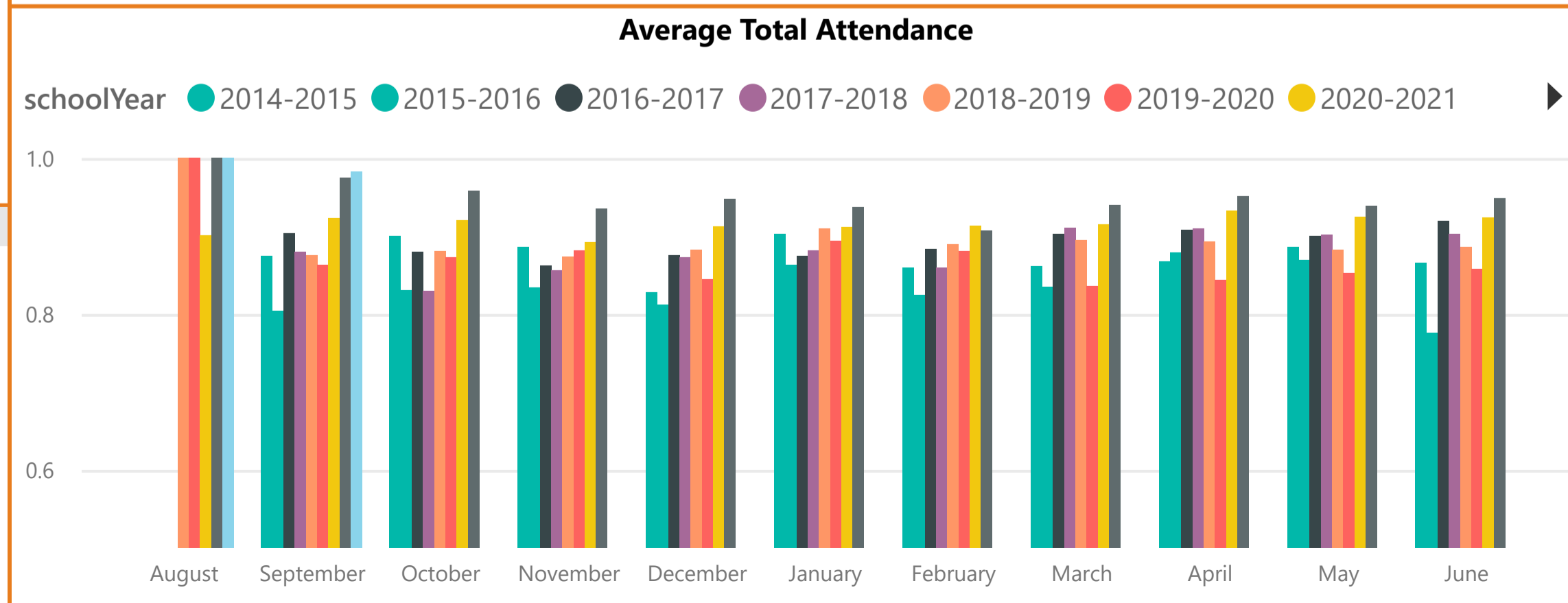
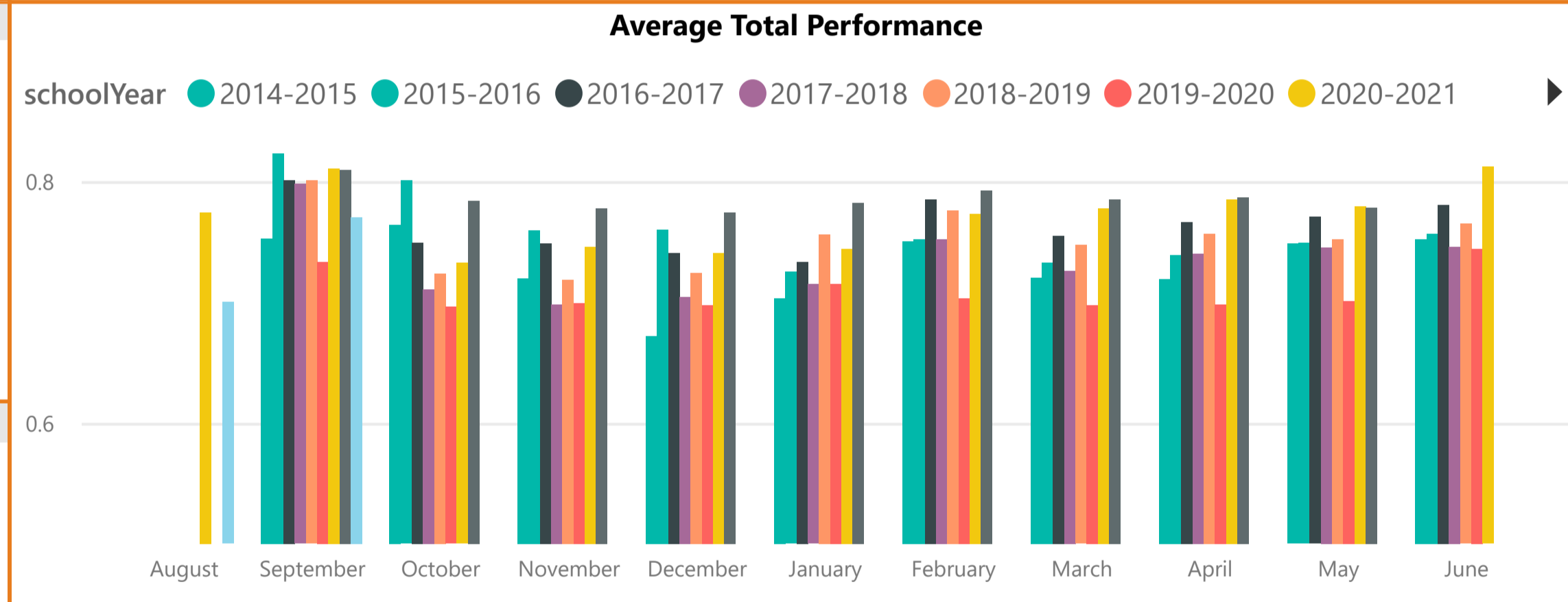
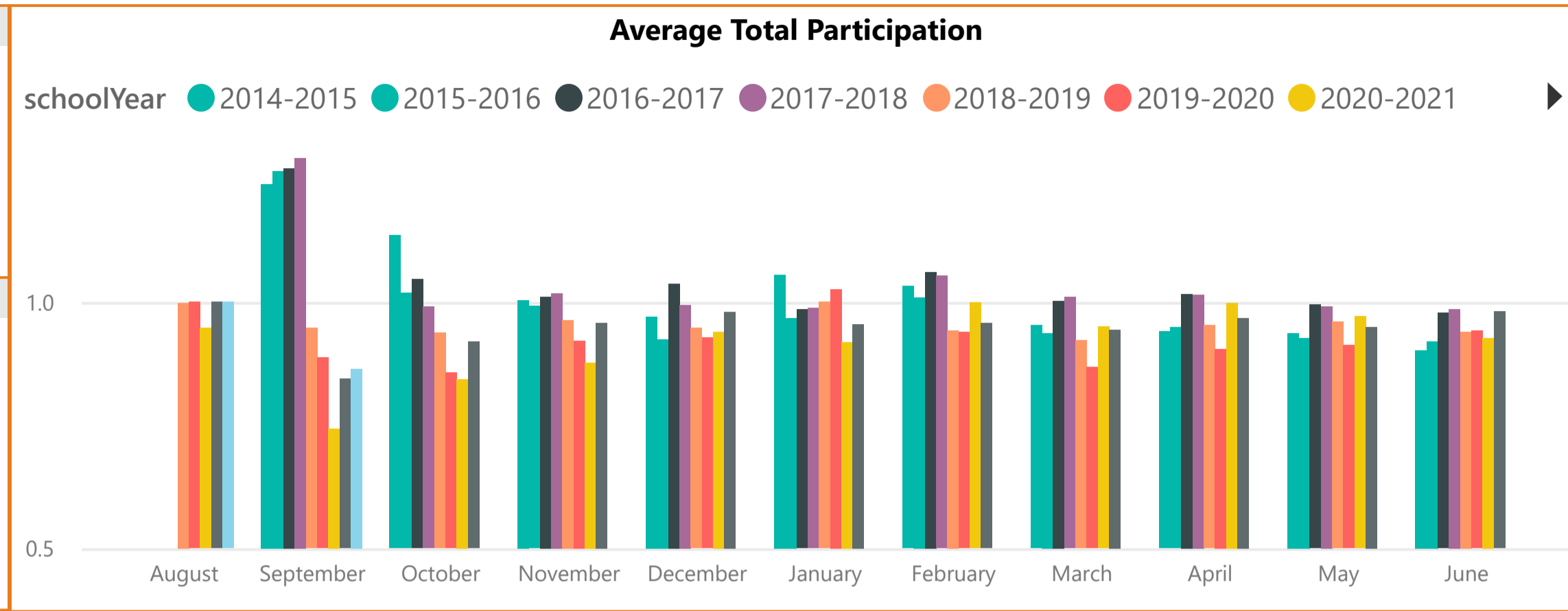
Contacts Per Week		
ContactsPerWeekWithoutWebMail	SameMonthPriorYear	CurrentMonth
Met	168	152
Not Met	3	5

Attendance Status		
AttendanceStatusAutomated	SameMonthPriorYear	CurrentMonth
Alarm	33	24
Approaching Alarm	20	13
On Track	118	120

Average Participation		
GradeDistribution	SameMonthPriorYear	CurrentMonth
PK-2	80%	79%
3-5	87%	83%
6-8	92%	99%
9-12	81%	83%
<b>Total</b>	<b>84%</b>	<b>86%</b>

Average Performance		
GradeDistribution	SameMonthPriorYear	CurrentMonth
PK-2	94%	92%
3-5	83%	85%
6-8	80%	78%
9-12	77%	71%
<b>Total</b>	<b>81%</b>	<b>77%</b>

Average Attendance		
GradeDistribution	SameMonthPriorYear	CurrentMonth
PK-2	96%	102%
3-5	102%	102%
6-8	101%	103%
9-12	95%	94%
<b>Total</b>	<b>97%</b>	<b>98%</b>



# MONTHLY SCHOOL REPORT

California Connections Academy Southern California & September  
30, 2022

Currently Enrolled

**5239**

Total YTD Enrolled

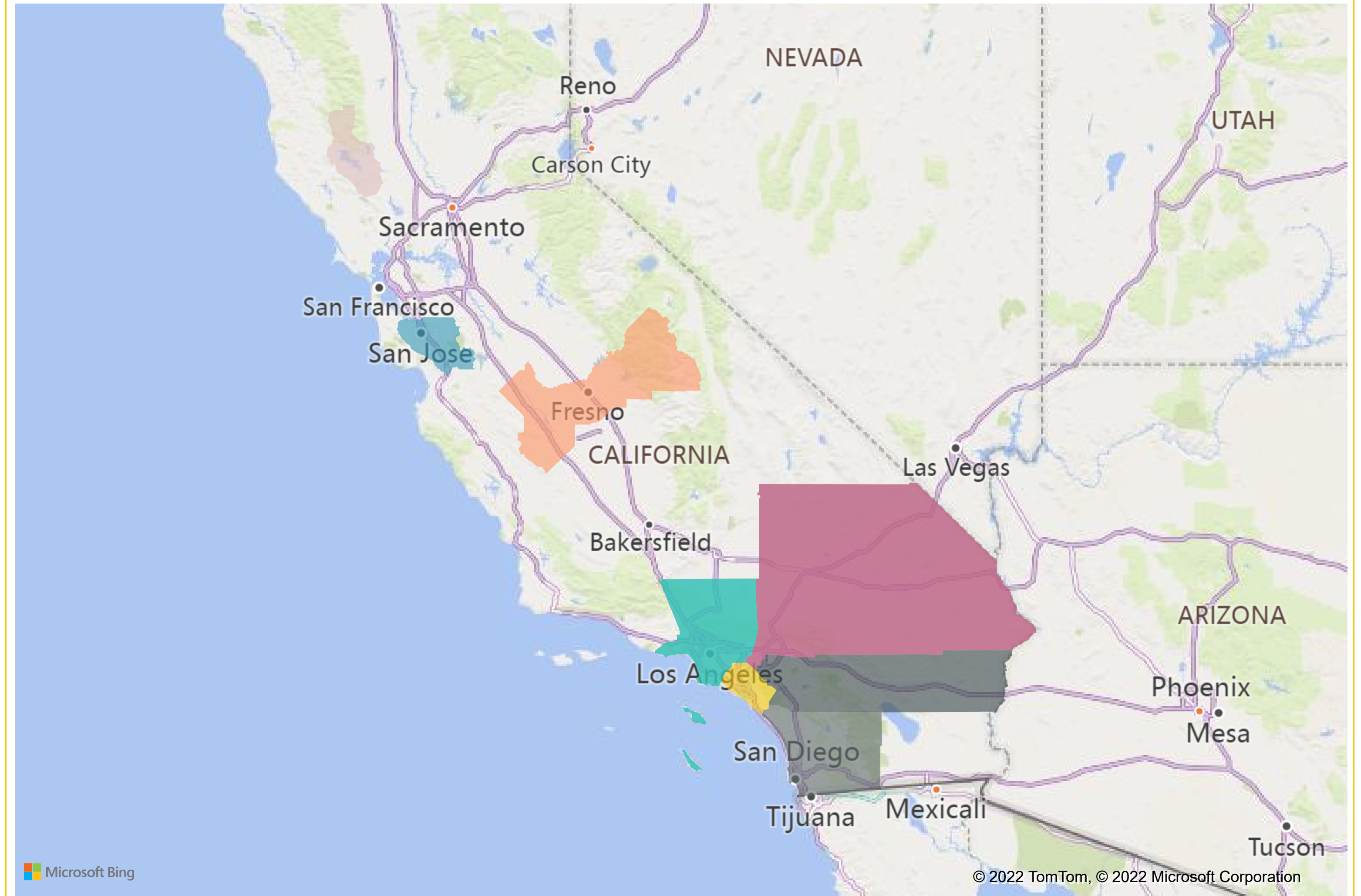
**5493**

Enrollment Services Complete (Stage 4)

**5916**

## Enrolled Students by County

countyGIS ● Los Angeles, ... ● Riverside, CA ● San Bernardi... ● Orange, CA ● San Diego, ... ● Fresno, CA ● San Bernar... ● Santa Clar... ● Lake, CA ▶



# California Connections Academy Southern California

September 30, 2022

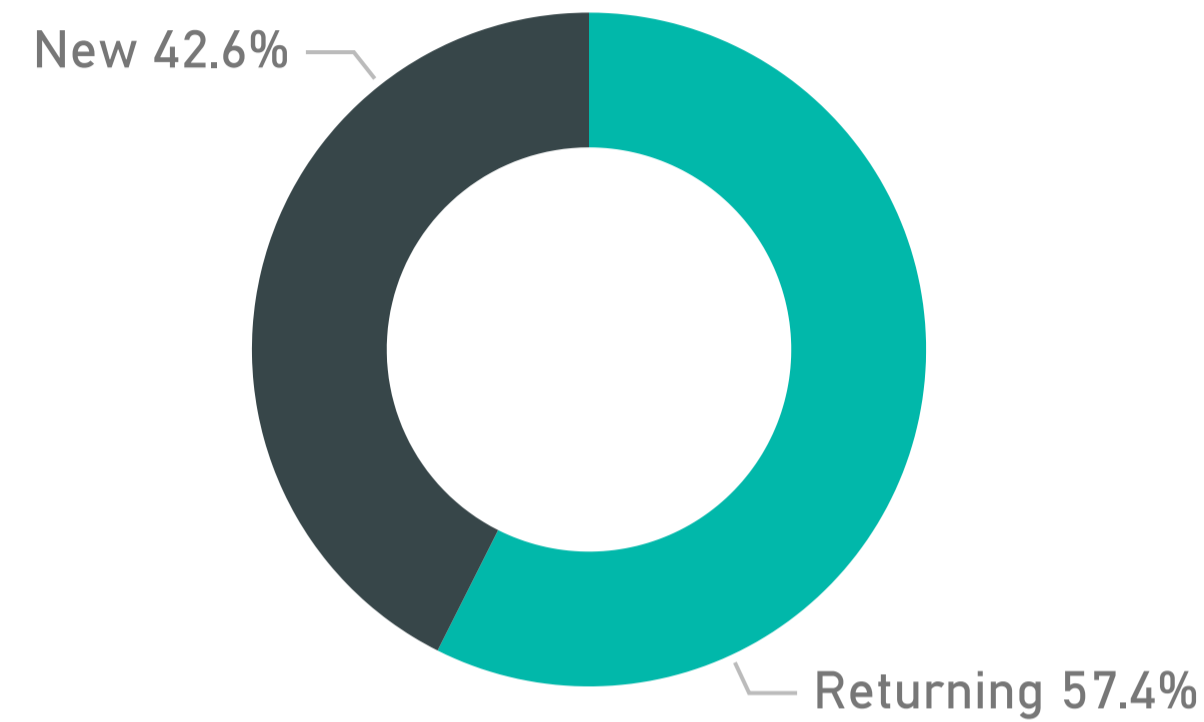
**Current Enrollment Month-Over-Month Change**

**3%**

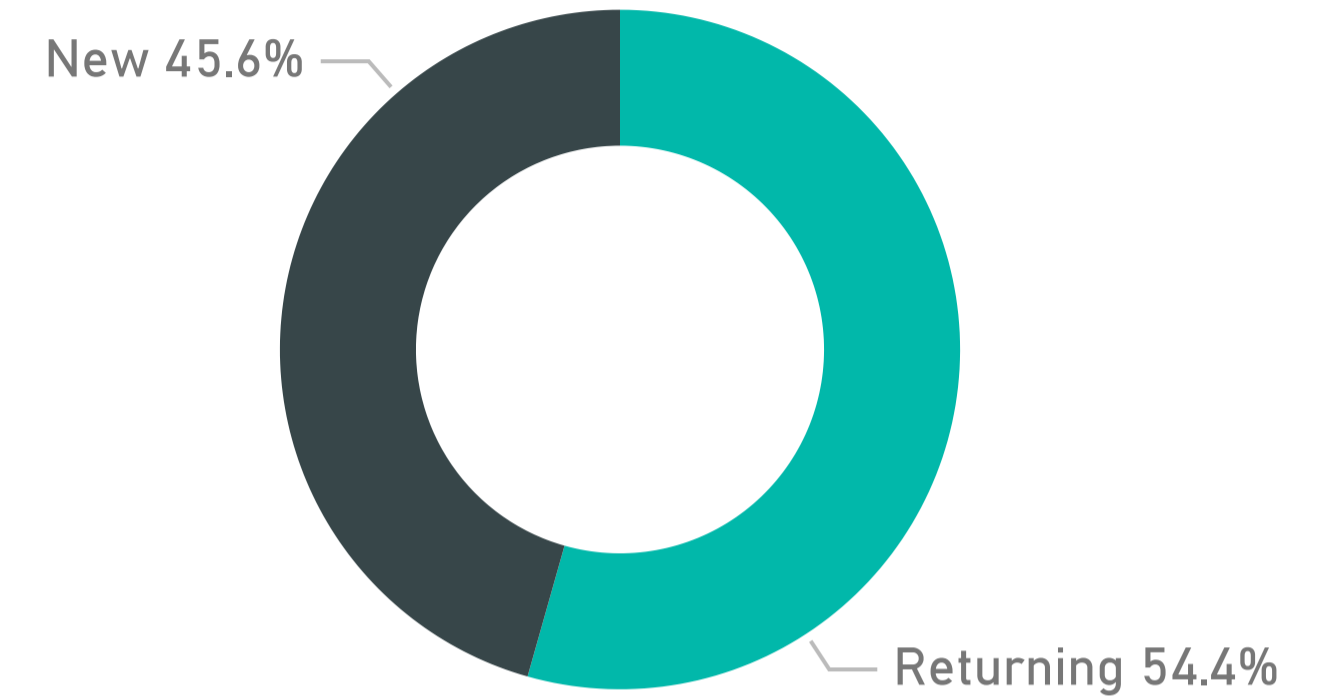
**Current Enrollment Year-Over-Year Change**

**6%**

## New and Returning

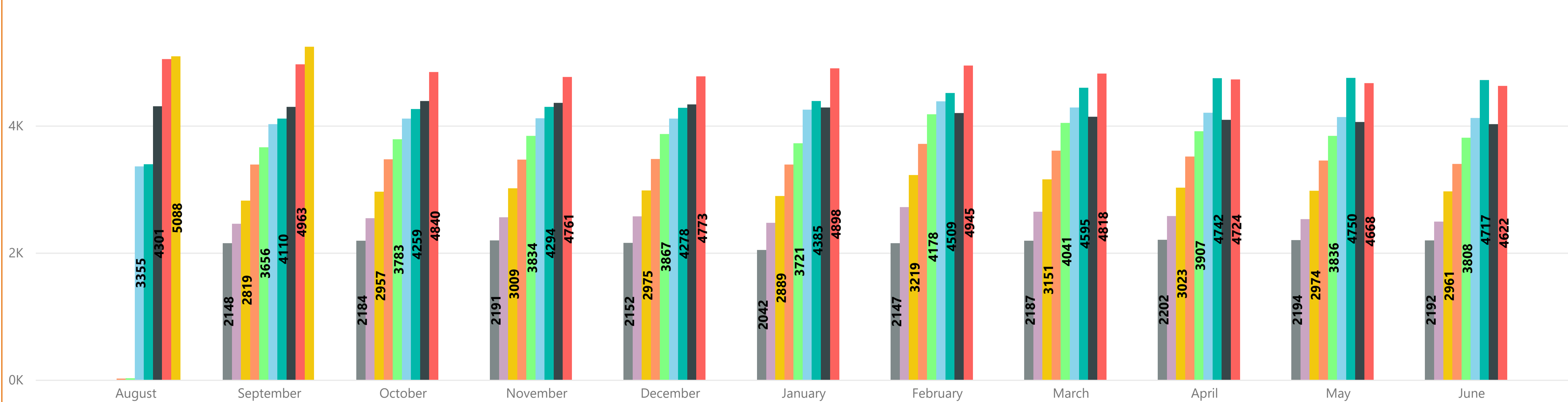


## New and Returning Prior Year



## Monthly Student Current Enrollment Comparison

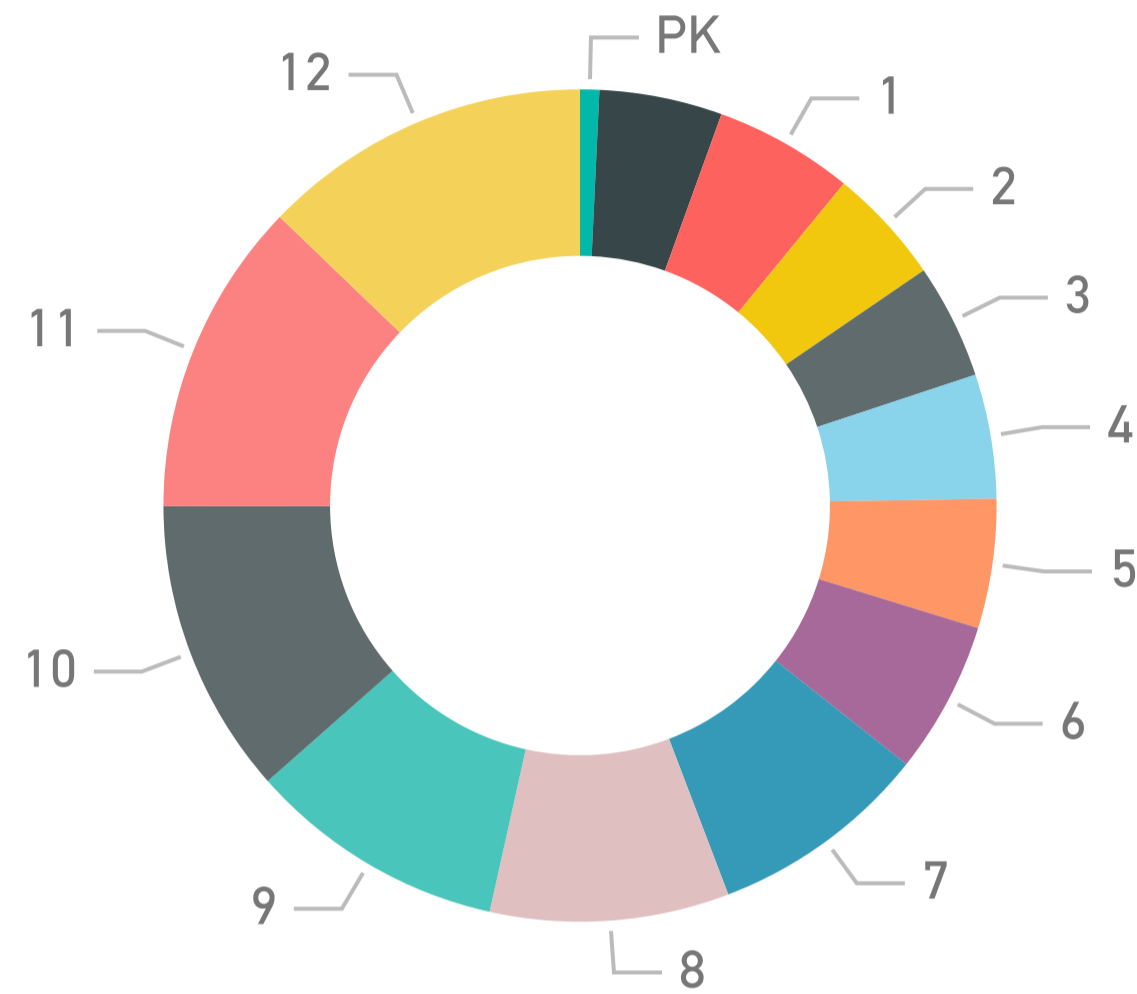
schoolYear ● 2013-2014 ● 2014-2015 ● 2015-2016 ● 2016-2017 ● 2017-2018 ● 2018-2019 ● 2019-2020 ● 2020-2021 ● 2021-2022 ● 2022-2023



# California Connections Academy Southern California

September 30, 2022

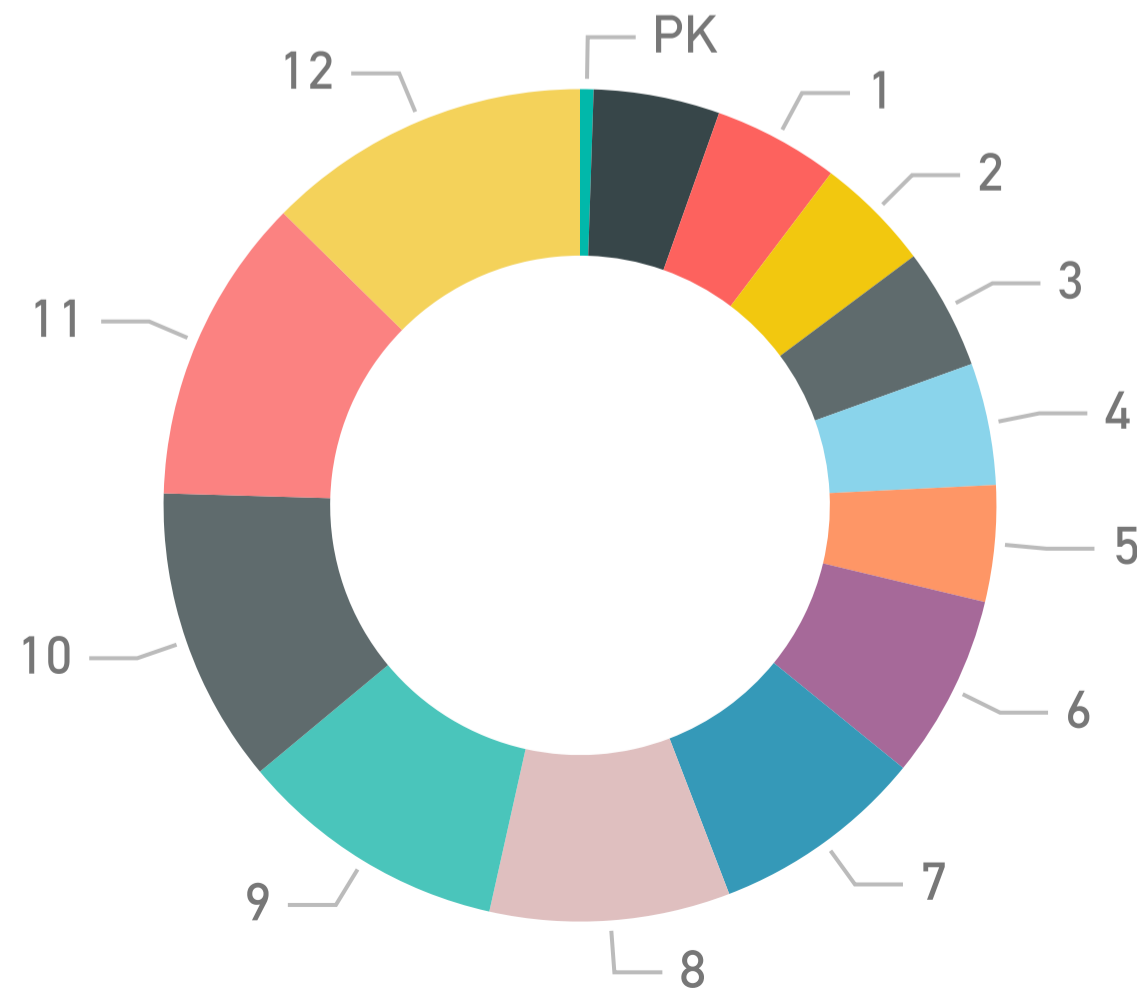
## Enrolled Students by Final Grade



## Grade Distribution

ReportPeriod GradeDistribution	SameMonthPriorYear		PriorEOY		LastMonth		CurrentMonth	
	Students	%CT Students	Students	%CT Students	Students	%CT Students	Students	%CT Students
<b>PK-2</b>	<b>734</b>	<b>15%</b>	<b>711</b>	<b>15%</b>	<b>802</b>	<b>16%</b>	<b>809</b>	<b>15%</b>
PK	26	1%	26	1%	38	1%	39	1%
KG	243	5%	245	5%	221	4%	250	5%
1	242	5%	231	5%	286	6%	283	5%
2	223	4%	209	5%	257	5%	237	5%
<b>3-5</b>	<b>692</b>	<b>14%</b>	<b>659</b>	<b>14%</b>	<b>767</b>	<b>15%</b>	<b>750</b>	<b>14%</b>
3	233	5%	217	5%	241	5%	234	4%
4	235	5%	236	5%	257	5%	253	5%
5	224	5%	206	4%	269	5%	263	5%
<b>6-8</b>	<b>1229</b>	<b>25%</b>	<b>1163</b>	<b>25%</b>	<b>1177</b>	<b>23%</b>	<b>1243</b>	<b>24%</b>
6	354	7%	335	7%	289	6%	310	6%
7	412	8%	383	8%	431	8%	447	9%
8	463	9%	445	10%	457	9%	486	9%
<b>9-12</b>	<b>2308</b>	<b>47%</b>	<b>2089</b>	<b>45%</b>	<b>2342</b>	<b>46%</b>	<b>2437</b>	<b>47%</b>
9	519	10%	496	11%	518	10%	524	10%
10	571	12%	558	12%	562	11%	602	11%
11	592	12%	569	12%	628	12%	640	12%
12	626	13%	466	10%	634	12%	671	13%
<b>Total</b>	<b>4963</b>	<b>100%</b>	<b>4622</b>	<b>100%</b>	<b>5088</b>	<b>100%</b>	<b>5239</b>	<b>100%</b>

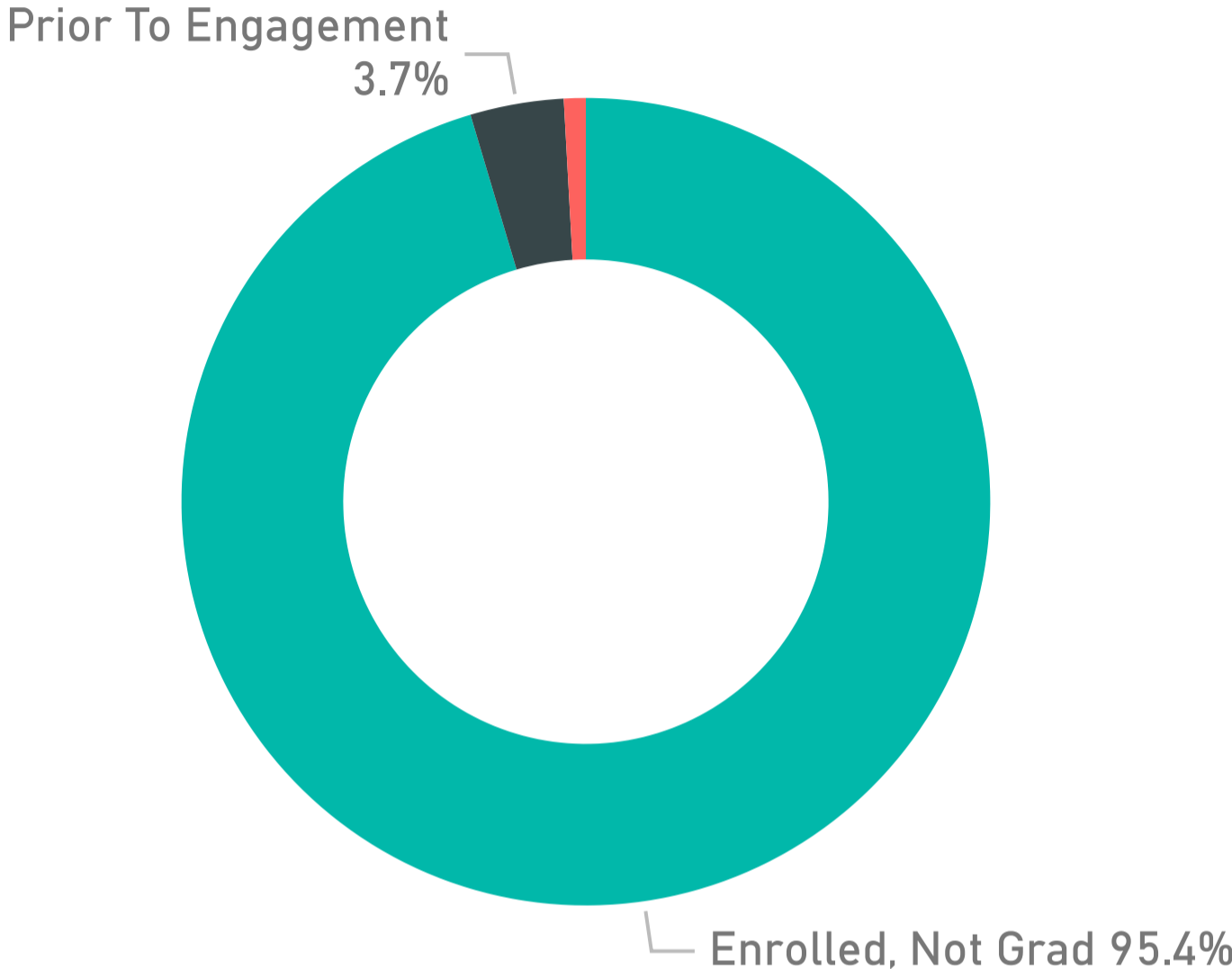
## Enrolled Students Prior Year by Final Grade



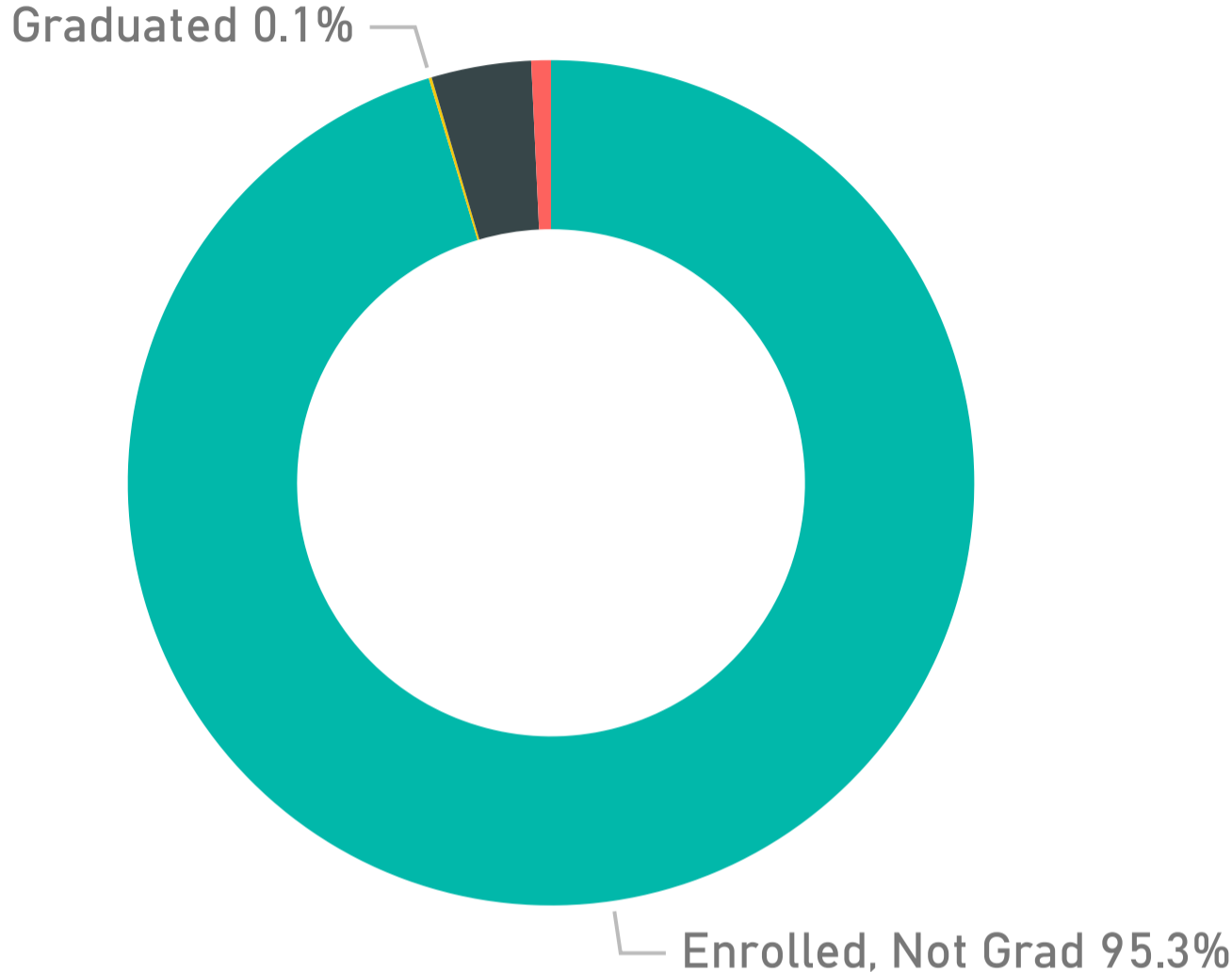
# California Connections Academy Southern California

September 30, 2022

### Total YTD Enrollment by Withdrawal Category



### Total YTD Enrollment Prior Year by Withdrawal Category



### Total YTD Enrollment

ReportPeriod Withdrawal Category	SameMonthPriorYear		PriorEOY		LastMonth		CurrentMonth	
	Student Count	%CT	Student Count	%CT	Student Count	%CT	Student Count	%CT
Enrolled, Not Grad	4963	95%	4622	80%	5090	100%	5240	95%
Graduated	6	0%	166	3%				
Prior To Engagement	198	4%	302	5%			205	4%
Withdrawal During School Year	39	1%	672	12%			48	1%
<b>Total</b>	<b>5206</b>	<b>100%</b>	<b>5762</b>	<b>100%</b>	<b>5090</b>	<b>100%</b>	<b>5493</b>	<b>100%</b>

**Enrollment Services Complete (Stage 4)**  
**5916**

# California Connections Academy Southern California

September 30, 2022

## Withdrawal Reason

WD Reason	SameMonthPriorYear	PriorEOY	CurrentMonth
		22	1
Another Reason	1	24	1
Different/Better Schooling Option (Not related to socialization)	3	54	3
Generally dissatisfied with curriculum/course options		5	
Inactivity		98	
No longer able to provide a Learning Coach		12	1
No Reason Given	7	185	18
Program not flexible enough		2	2
Program takes too much of Learning Coach's time	1	13	1
Program takes too much of student's time	3	11	1
Pursuing GED		12	
Required Documentation Incomplete		1	
Student wants more socialization	5	66	3
The curriculum is too hard		12	1
Transition to virtual school too difficult		18	1
Unhappy with the school	3	4	2
We are moving	5	98	11
We have chosen to home school	11	35	2

No reason provided

We are movi...

My student wa...

We are n...

We have ...

My student wa...

Enrollm...

The...

The...

The cur...

Violation o...

The program/s...

The pr...

We are no ...

# California Connections Academy Southern California

September 30, 2022

## Household Data

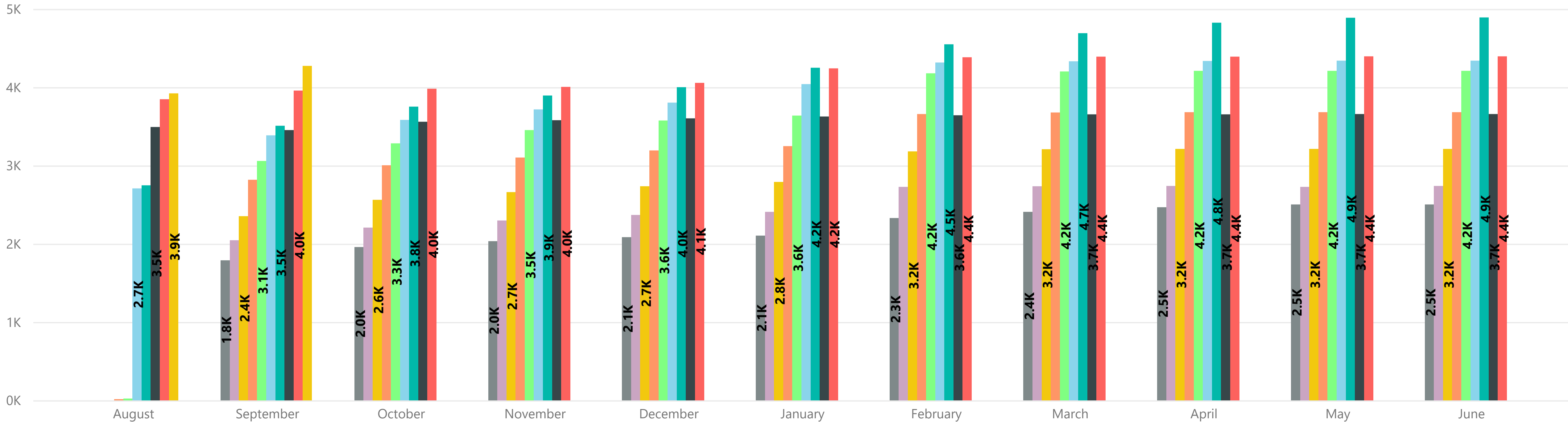
Household Data	SameMonthPriorYear	PriorEOY	LastMonth	CurrentMonth
Active	3787	3557	3920	4080
Graduated	6	164		
WD During School Year	25	528		41
WD Prior To Engagement	167	260		180

## Students Per Active Household

SameMonthPriorYear	PriorEOY	LastMonth	CurrentMonth
1.31	1.30	1.30	1.28

## Monthly Total Households

schoolYear ● 2013-2014 ● 2014-2015 ● 2015-2016 ● 2016-2017 ● 2017-2018 ● 2018-2019 ● 2019-2020 ● 2020-2021 ● 2021-2022 ● 2022-2023



# California Connections Academy Southern California

September 30, 2022

## Ethnicity

Ethnicity	SameMonthPriorYear	PriorEOY	LastMonth	CurrentMonth
Hispanic or Latino	2084	1955	2266	2339
Not Hispanic or Latino	2869	2657	2814	2892

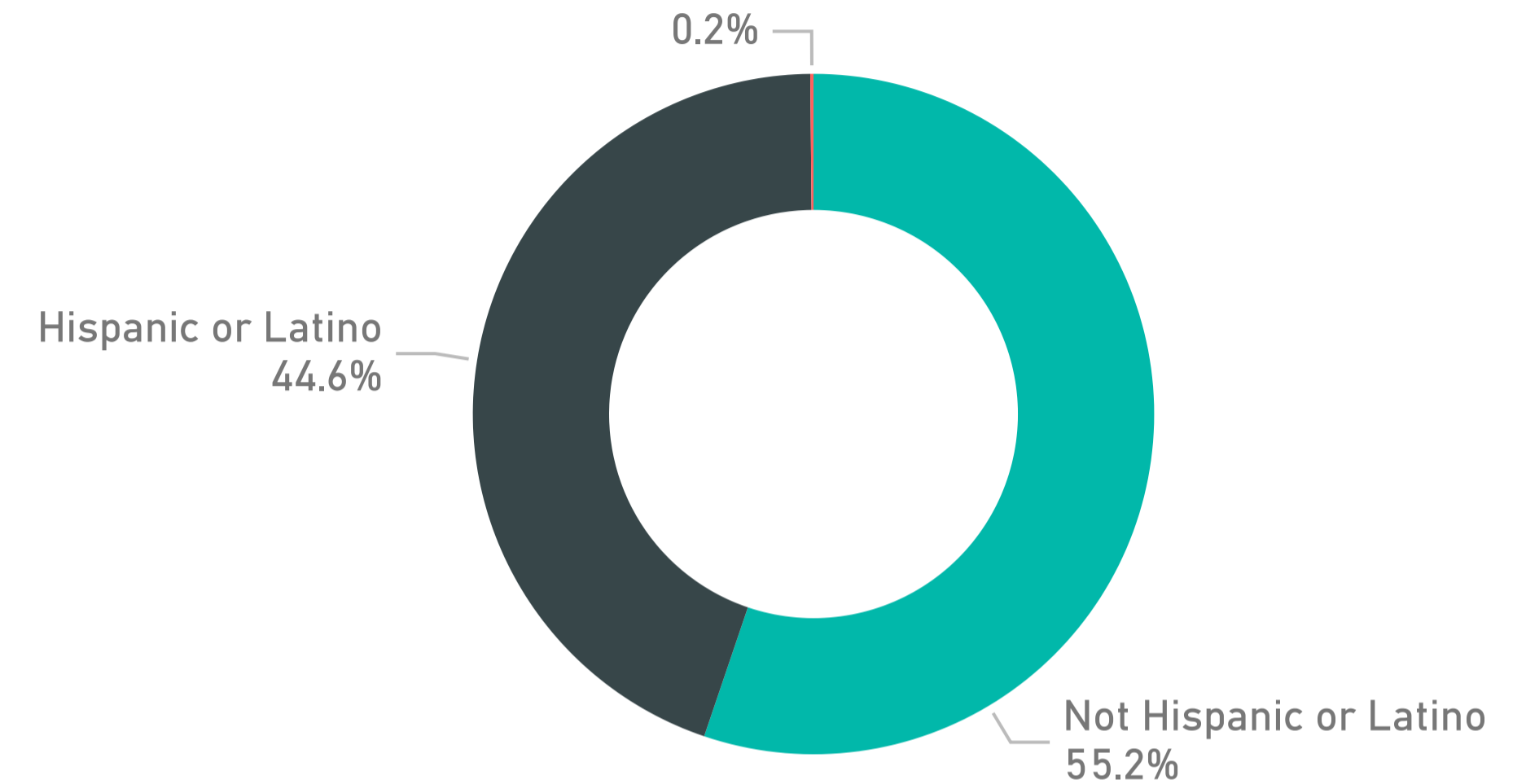
## Race

Race	SameMonthPriorYear	PriorEOY	LastMonth	CurrentMonth	
American Indian or Alaskan Native		382	358	450	449
Asian		624	590	636	629
Black/African American		1035	988	1095	1142
Native Hawaiian or Other Pacific Islander		165	149	185	188
White		3426	3151	3414	3500

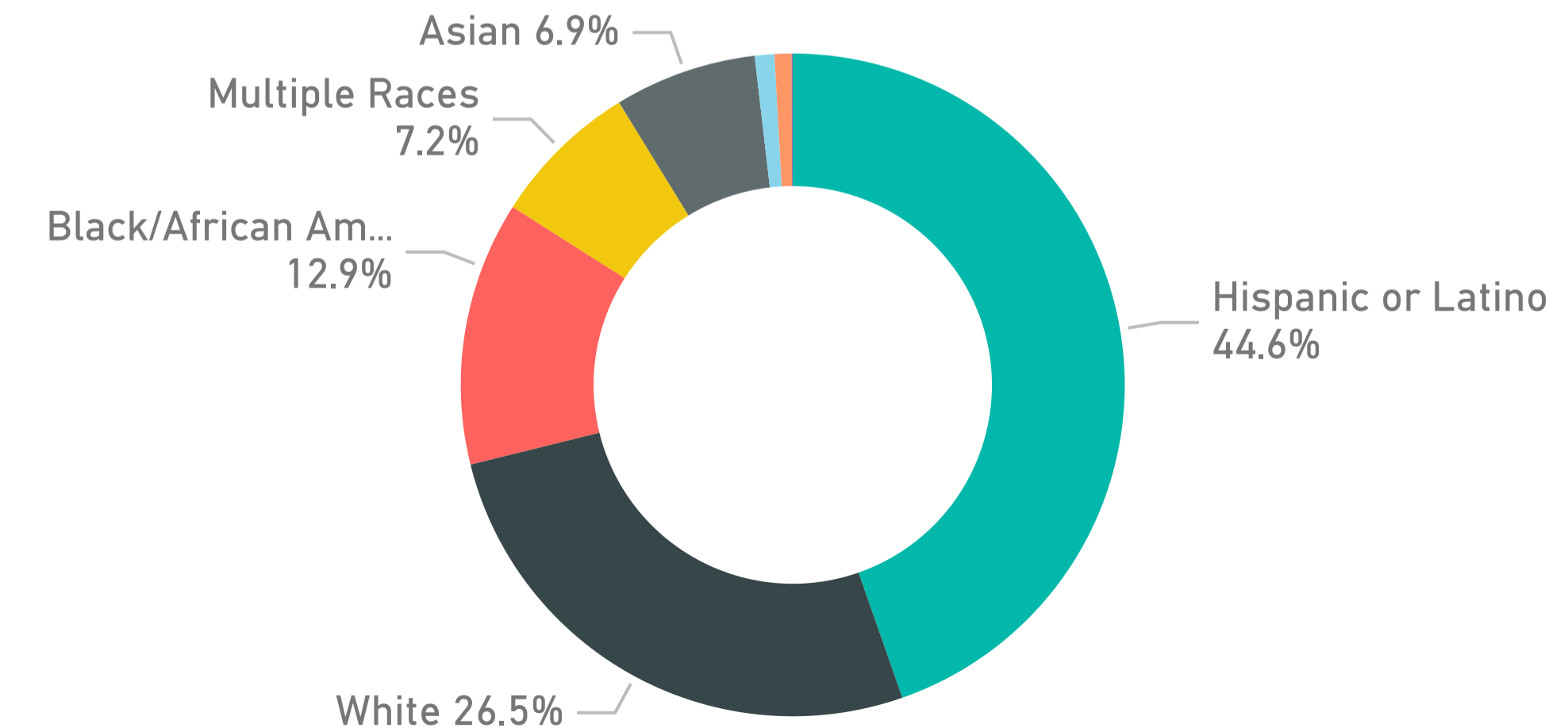
## Distinct Race/Ethnicity

Distinct Race/Ethnicity	SameMonthPriorYear	PriorEOY	LastMonth	CurrentMonth	
American Indian or Alaskan Native		35	36	37	43
Asian		357	336	371	363
Black/African American		597	584	633	675
Hispanic or Latino		2084	1955	2266	2339
Multiple Races		408	380	389	378
Native Hawaiian or Other Pacific Islander		43	41	47	50
Not Indicated		3	3	3	3
Parent refused to report race		1	1		
White		1435	1286	1342	1388

## Enrolled Students by Ethnicity



## Enrolled Students by Distinct Race/Ethnicity





# California Connections Academy Southern California

September 30, 2022

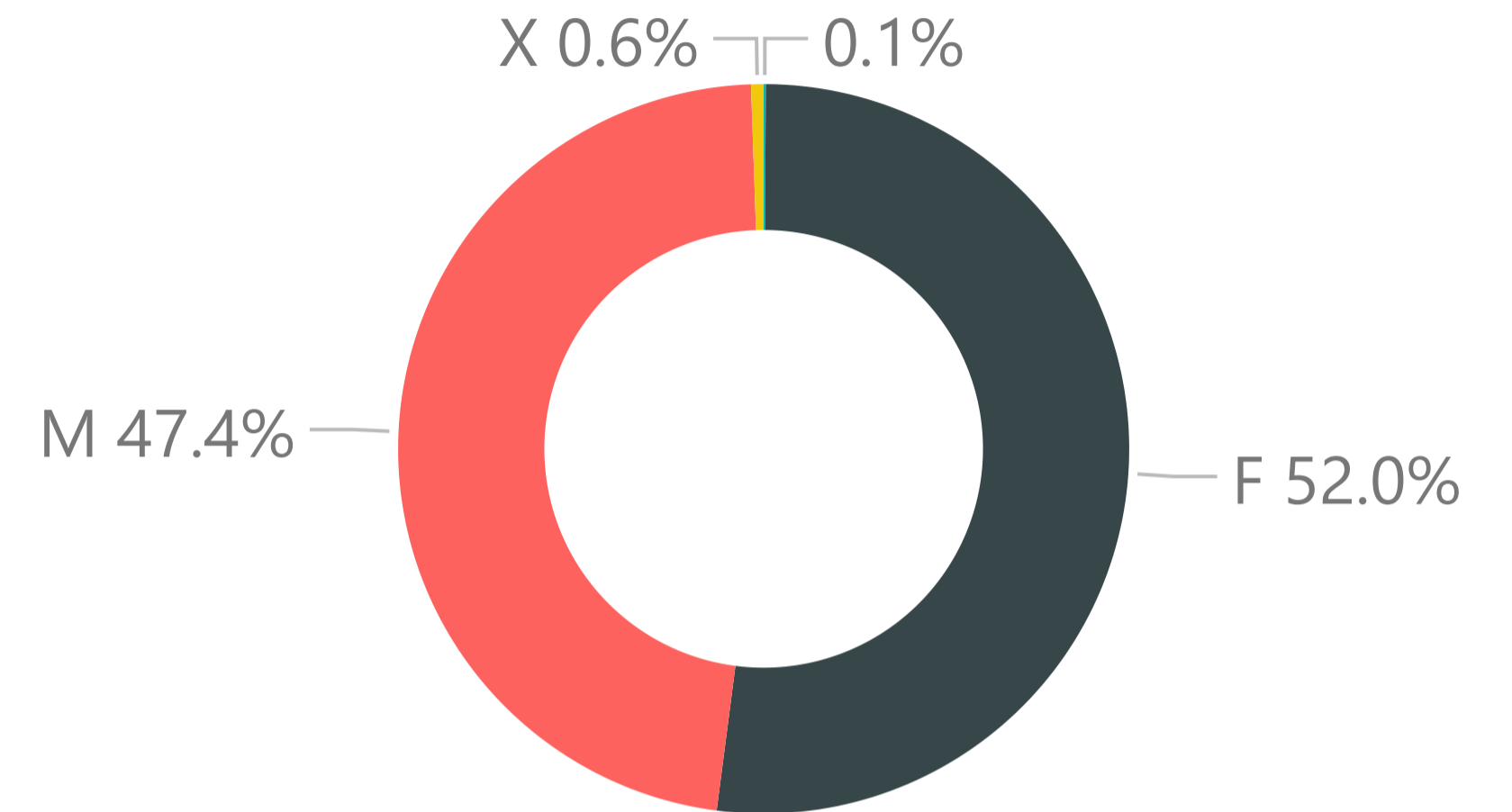
## Gender

Gender	SameMonthPriorYear	PriorEOY	LastMonth	CurrentMonth
	3	5	6	5
F	2584	2420	2657	2722
M	2354	2182	2397	2483
Nonbinary		1		
X	22	14	28	29

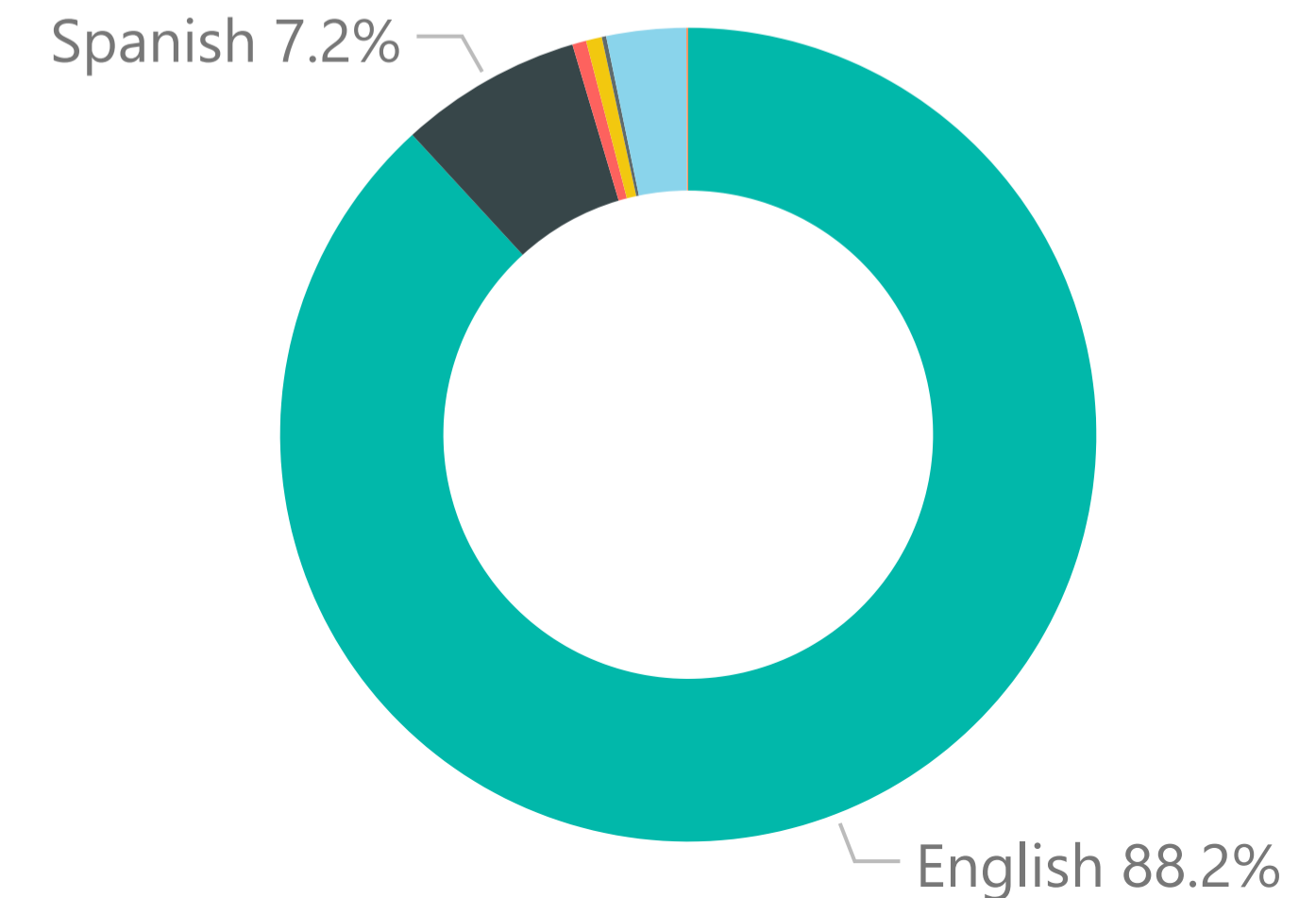
## Primary Language

Home Language	SameMonthPriorYear	PriorEOY	LastMonth	CurrentMonth
English	4392	4099	4486	4620
Spanish	340	305	366	379
Russian	33	32	28	29
Arabic	26	20	29	33
Urdu	4	2	9	9
Another Language	162	157	166	165
No Language Reported	6	7	4	4

## Enrolled Students by Gender



## Enrolled Students by Language



# California Connections Academy Southern California

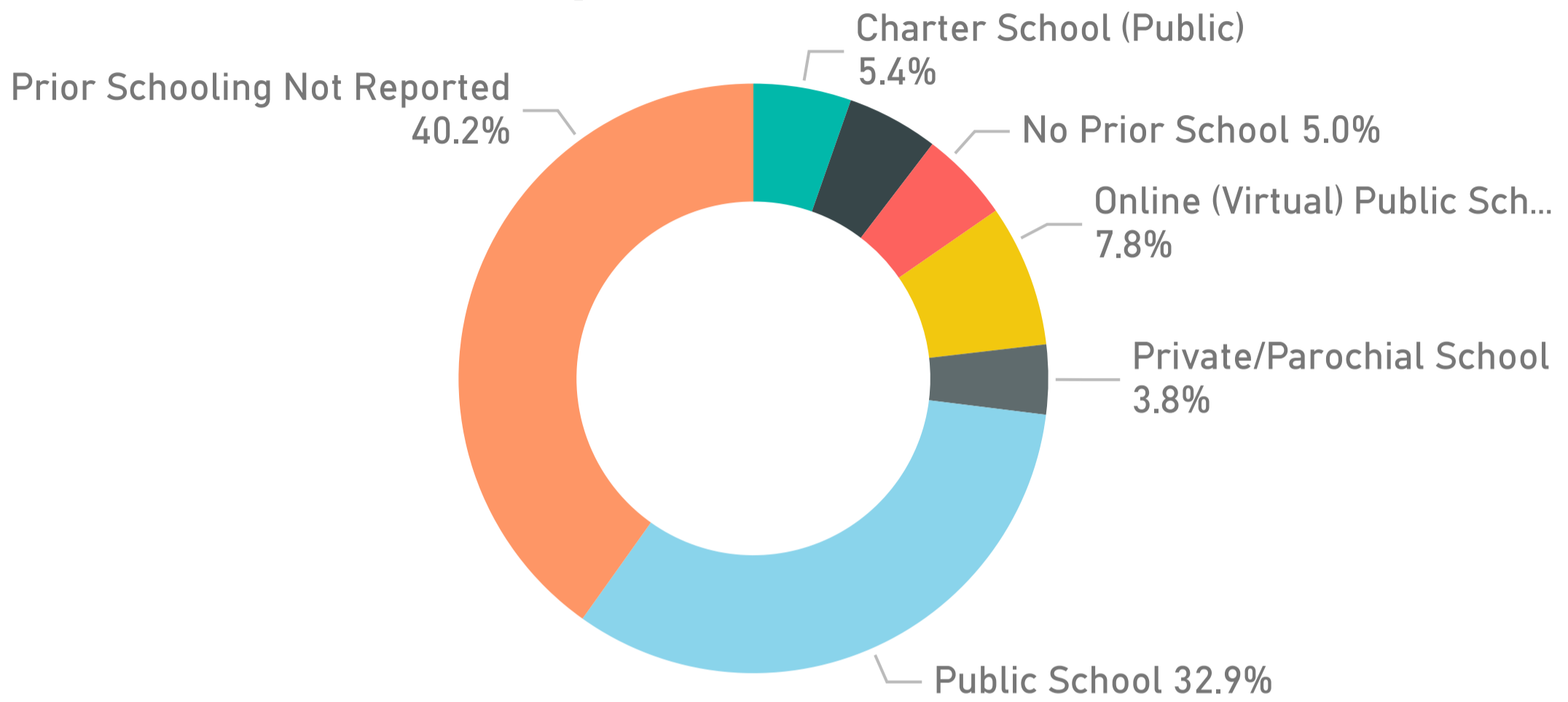
September 30, 2022

## Prior Schooling

Prior Schooling	SameMonthPriorYear	PriorEOY	LastMonth	CurrentMonth
Charter School (Public)	415	389	276	281
Home School	344	317	237	263
No Prior School	275	273	228	261
Online (Virtual) Public School	568	526	373	408
Private/Parochial School	298	286	208	200
Public School	2397	2251	1606	1722
Prior Schooling Not Reported	666	580	2160	2104

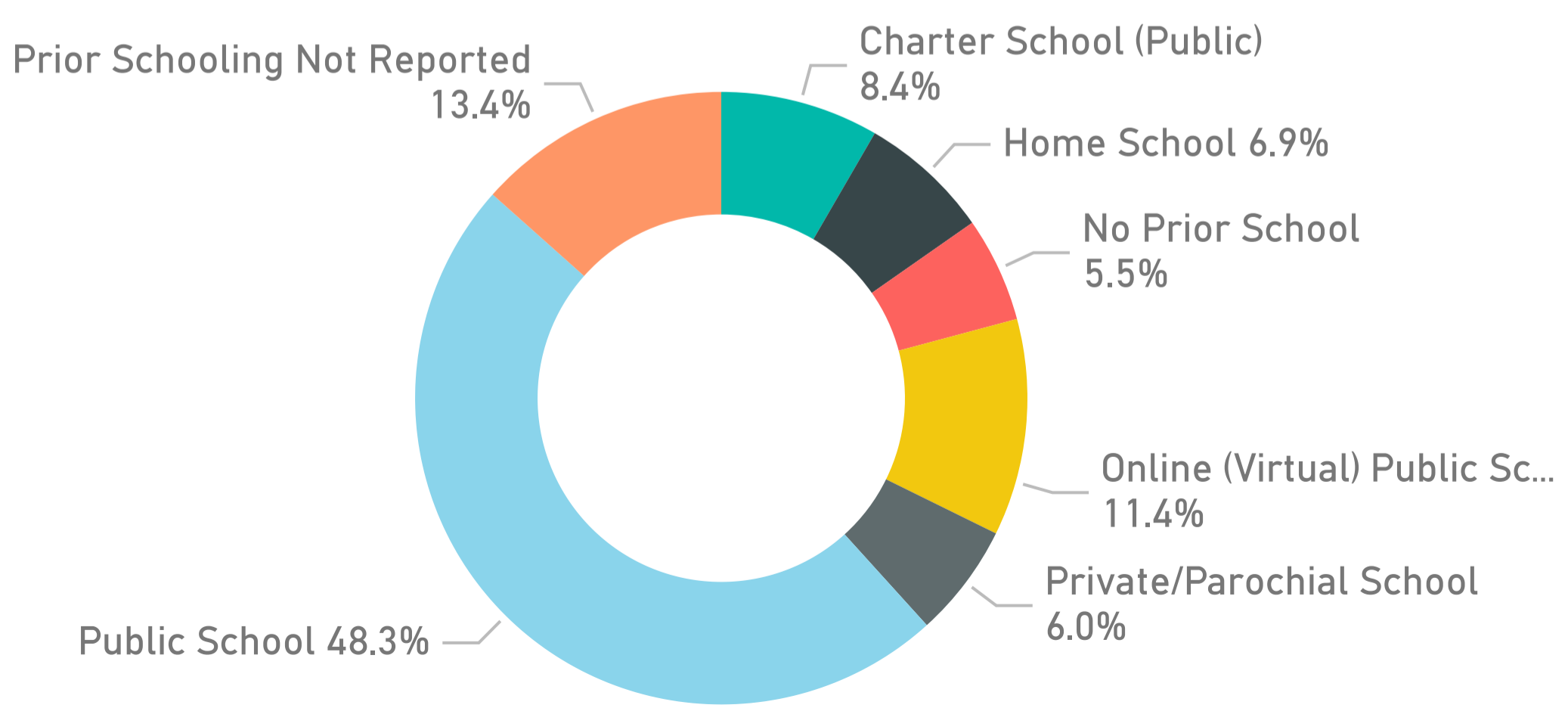
### Prior Schooling

September 30, 2022



### Prior Schooling

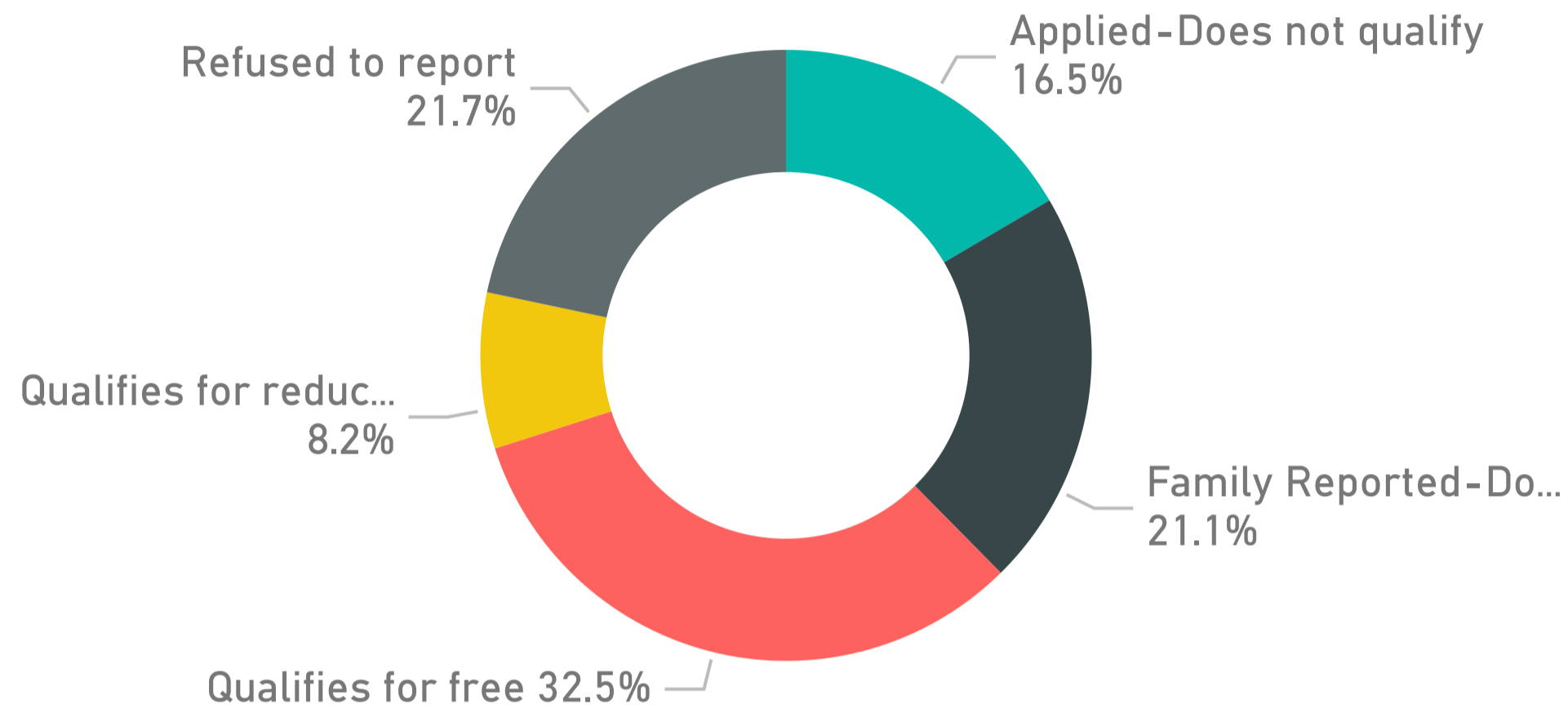
September 30, 2021



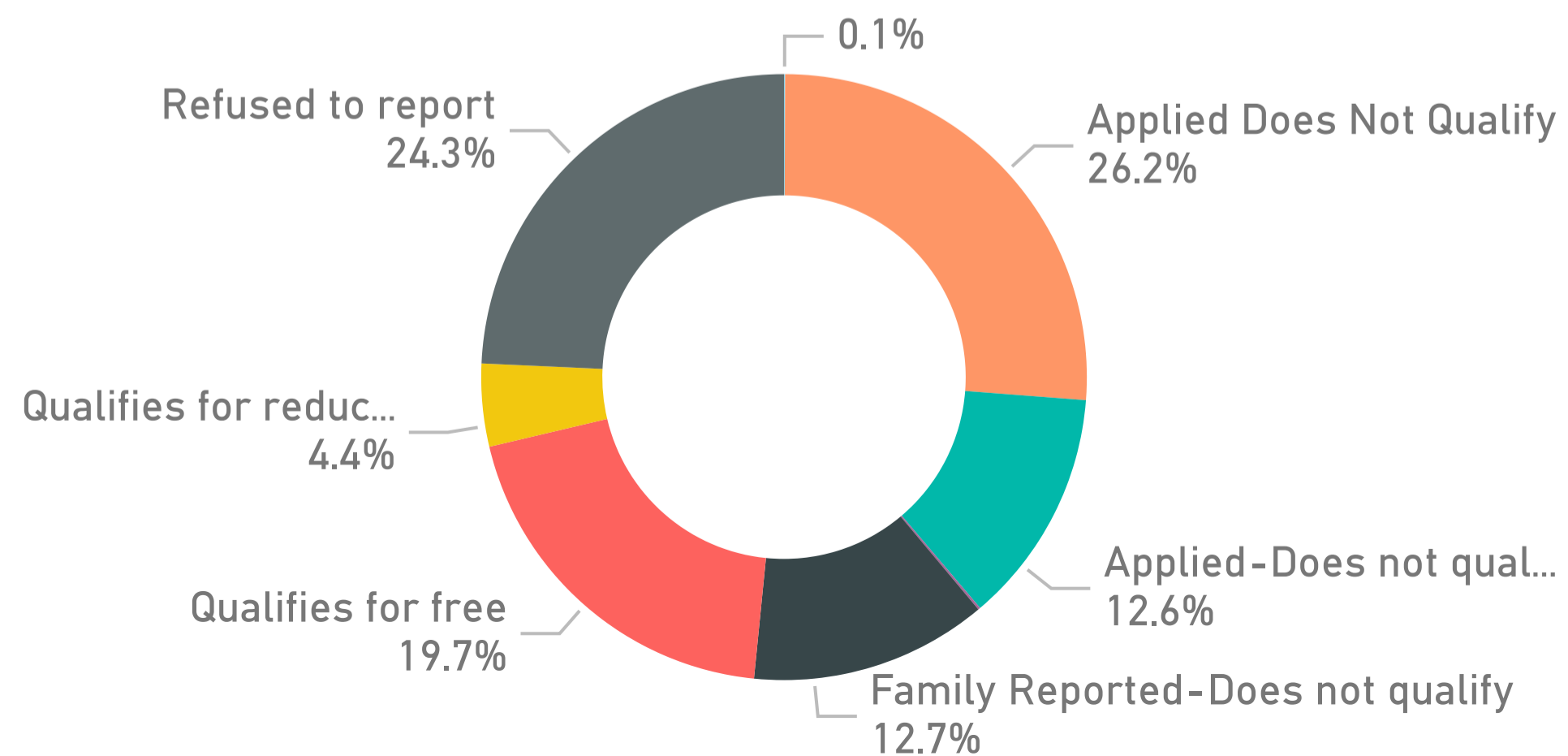
# California Connections Academy Southern California

September 30, 2022

## FARM Eligibility September 30, 2022




## FARM Eligibility September 30, 2021



## Disability

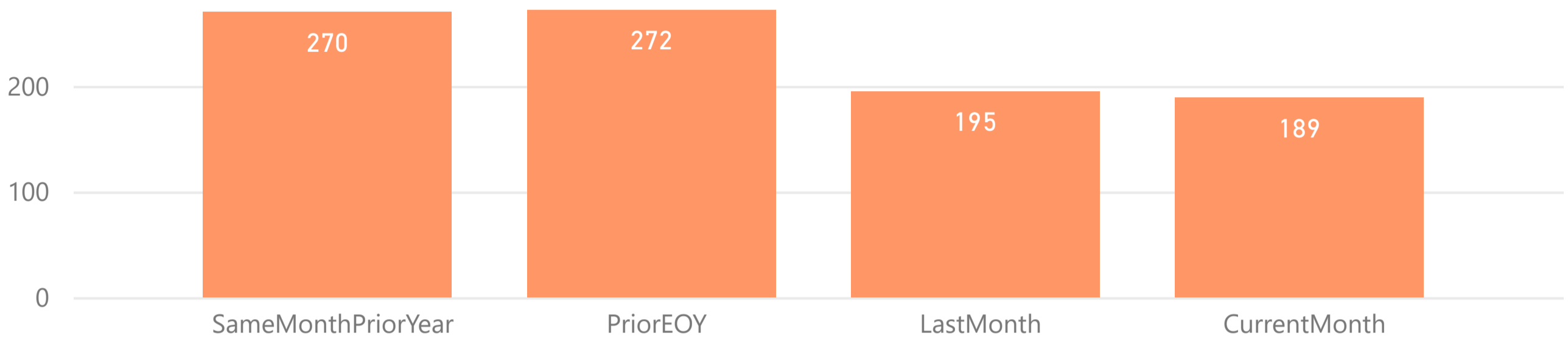
Disability	SameMonthPriorYear	PriorEOY	LastMonth	CurrentMonth
Autism	95	100	102	104
Cognitive Disability	12	12	15	16
Emotionally Impaired	18	15	13	13
Hearing Impaired	5	7	6	6
Multiple Disabilities		1	1	2
Other Health Impaired	87	76	63	63
Physical Disability	3	2	1	1
Specific Learning Disability	129	115	108	102
Speech/Language Impaired	70	87	75	78
Traumatic Brain Injury	1	1	1	1
Visually Impaired	2	2	2	2



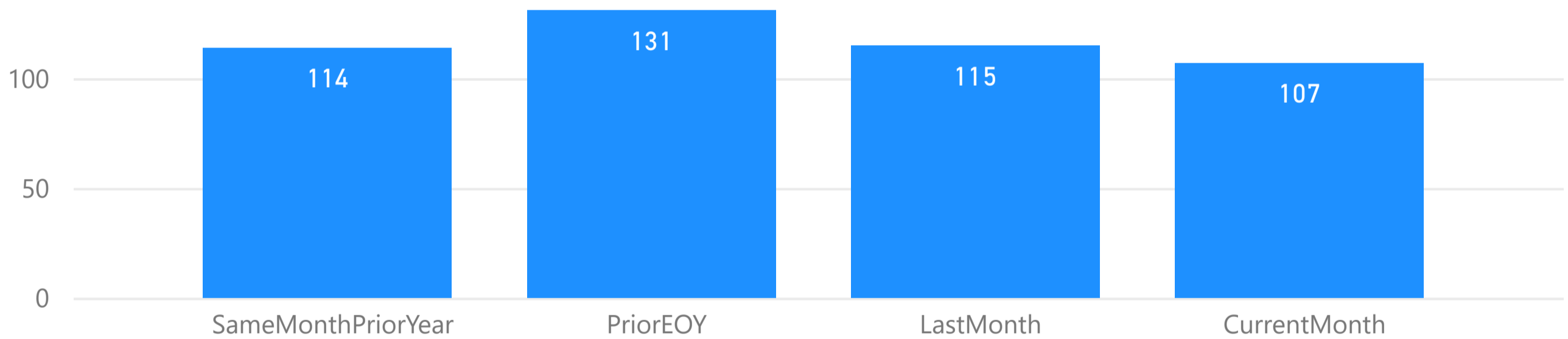
# California Connections Academy Southern California

September 30, 2022

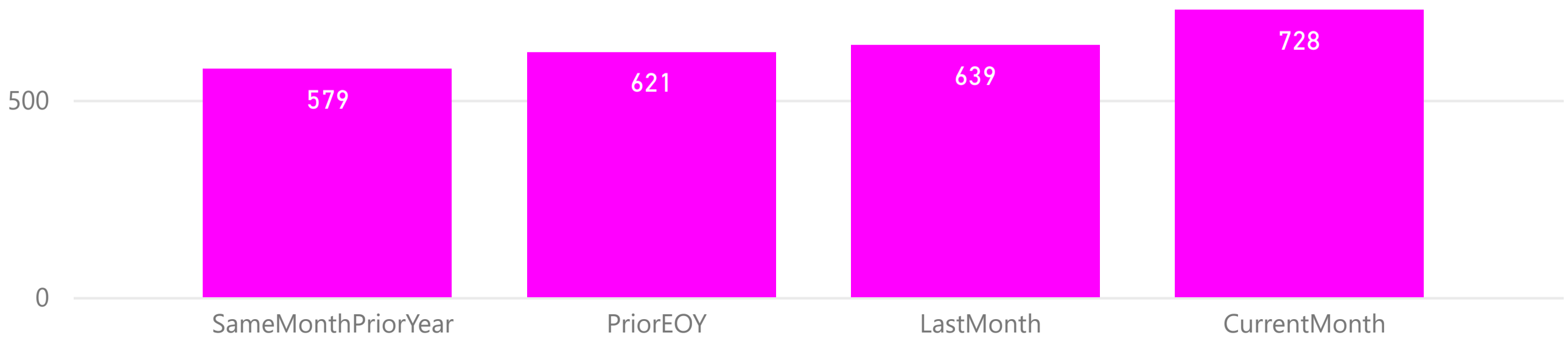
## Gifted



## Plan504



## IEP



## Currently Enrolled

**5239**

### Gifted

**4%**

### Plan504

**2%**

### IEP

**14%**

### Not in Special Population

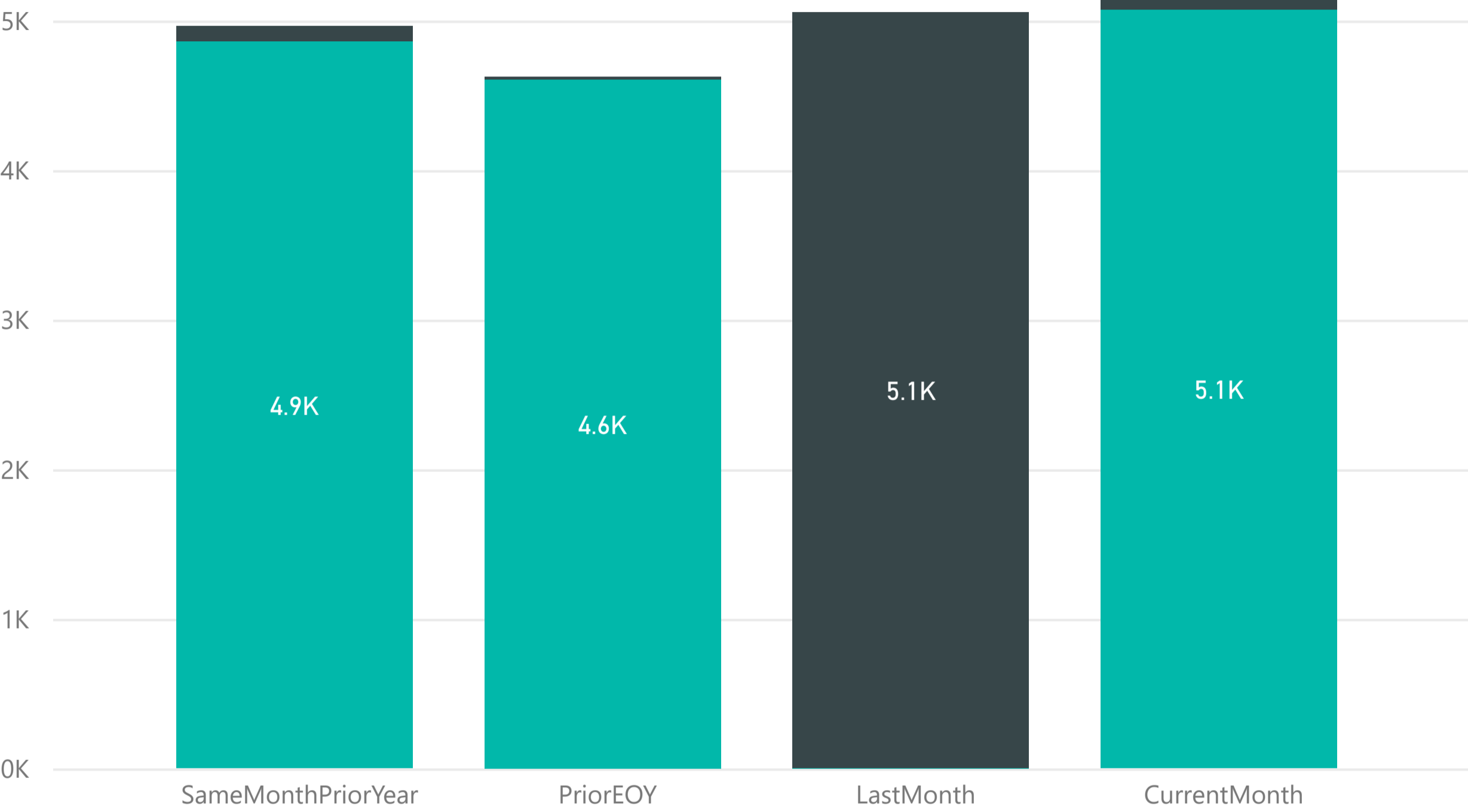
**81%**

# California Connections Academy Southern California

September 30, 2022

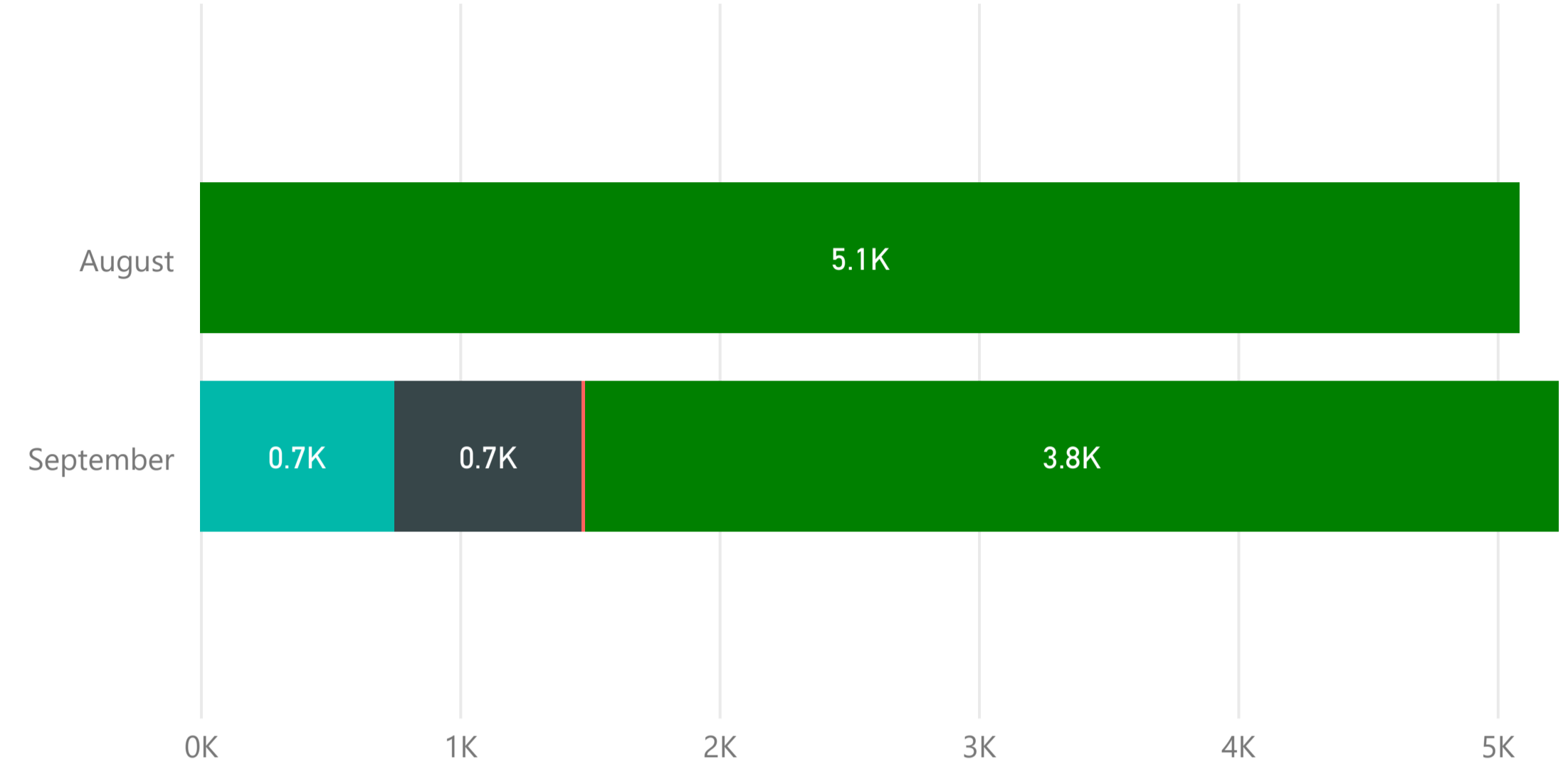
## Contacts Per Week

ContactsPerWeekWithoutWebM... ● Met ● Not Met



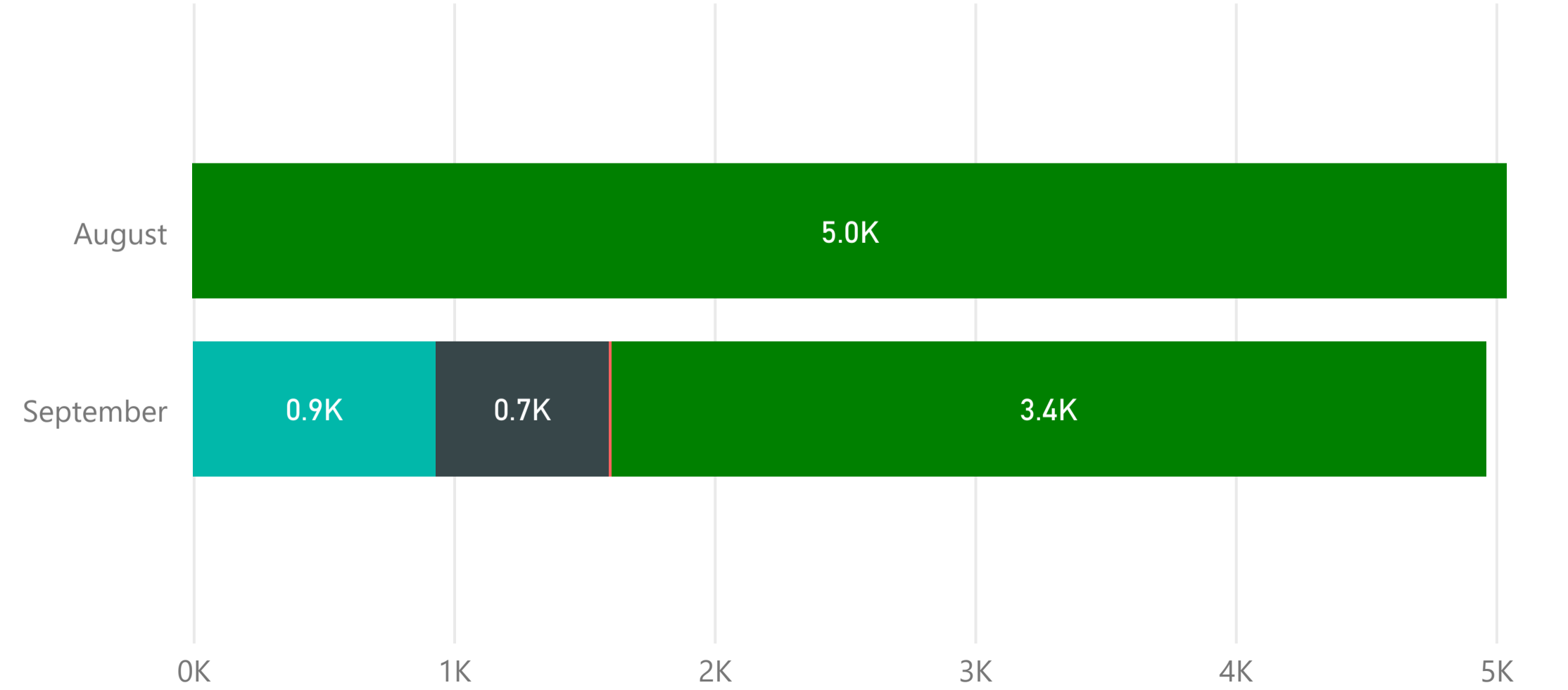
## School Year: 2022-2023

AttendanceStatusAutomated ● Alarm ● Approaching Alarm ● Exempt ● On Track



## School Year: 2021-2022

AttendanceStatusAutomated ● Alarm ● Approaching Alarm ● Exempt ● On Track



## Currently Enrolled

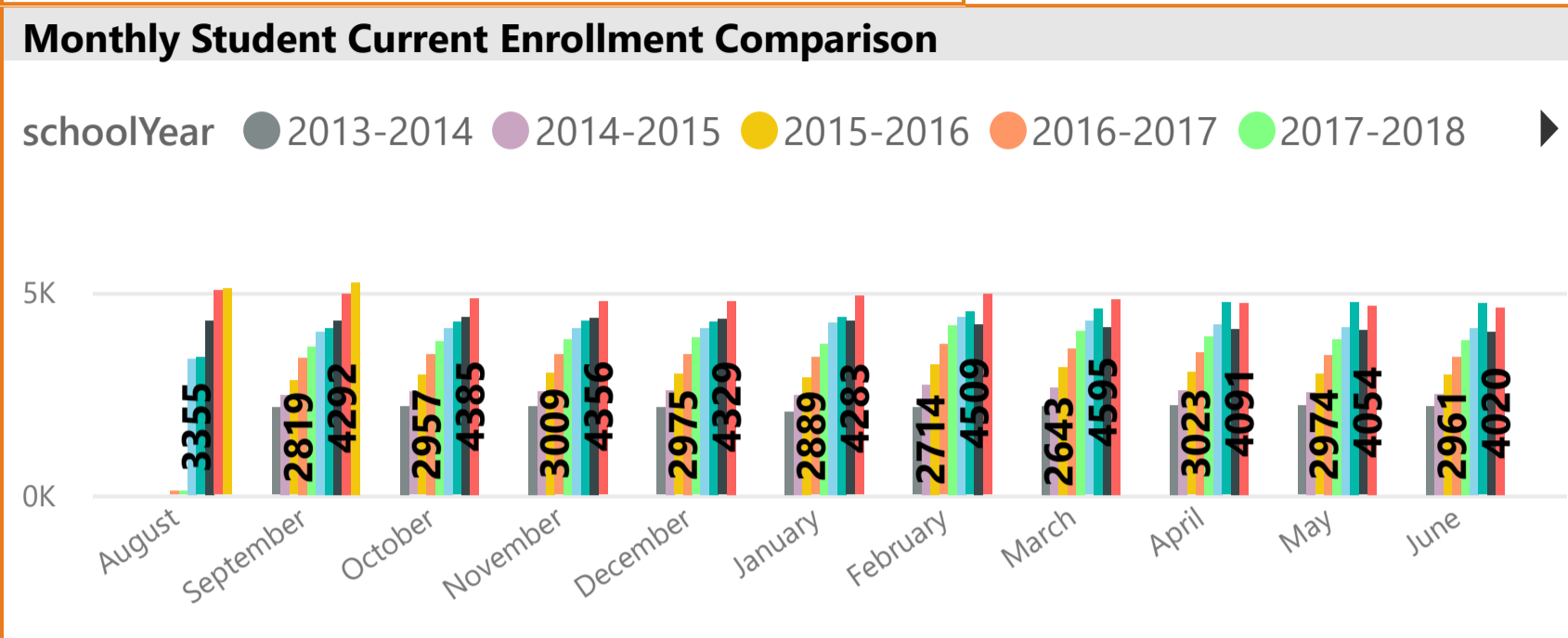
**5239**



<b>Currently Enrolled</b>	<b>Total YTD Enrolled</b>
<b>5239</b>	<b>5493</b>
<b>Enrollment Services Complete (Stage 4)</b>	
<b>5916</b>	

**California Connections Academy Southern Califo...**  
**September 30, 2022**

<b>Current Enrollment Month-Over-Month Change</b>
<b>3%</b>
<b>Current Enrollment Year-Over-Year Change</b>
<b>6%</b>



### Total YTD Enrollment

ReportPeriod	SameMonthPriorYear	CurrentMonth		
Withdrawal Category	Student Count	%CT Student Count	Student Count	%CT Student Count
Enrolled, Not Grad	4963	95%	5240	95%
Graduated	6	0%		
Prior To Engagement	198	4%	205	4%
Withdrawal During School Year	39	1%	48	1%
<b>Total</b>	<b>5206</b>	<b>100%</b>	<b>5493</b>	<b>100%</b>

### New & Returning

ReportPeriod	SameMonthPriorYear	CurrentMonth		
New or Returning	Students	%CT Students	Students	%CT Students
New	2264	45.62%	2231	42.58%
Returning	2699	54.38%	3008	57.42%

### Household Data

Household Data	SameMonthPriorYear	CurrentMonth
Active	3787	4080
Graduated	6	
WD During School Year	25	41
WD Prior To Engagement	167	180

### Students Per Active Household

SameMonthPriorYear	CurrentMonth
1.31	1.28

### Grade Distribution

ReportPeriod	SameMonthPriorYear	CurrentMonth		
GradeDistribution	Students	%CT Students	Students	%CT Students
<b>PK-2</b>	<b>734</b>	<b>15%</b>	<b>809</b>	<b>15%</b>
PK	26	1%	39	1%
KG	243	5%	250	5%
1	242	5%	283	5%
2	223	4%	237	5%
<b>3-5</b>	<b>692</b>	<b>14%</b>	<b>750</b>	<b>14%</b>
3	233	5%	234	4%
4	235	5%	253	5%
5	224	5%	263	5%
<b>6-8</b>	<b>1229</b>	<b>25%</b>	<b>1243</b>	<b>24%</b>
6	354	7%	310	6%
7	412	8%	447	9%
8	463	9%	486	9%
<b>9-12</b>	<b>2308</b>	<b>47%</b>	<b>2437</b>	<b>47%</b>
9	519	10%	524	10%
10	571	12%	602	11%
11	592	12%	640	12%
12	626	13%	671	13%
<b>Total</b>	<b>4963</b>	<b>100%</b>	<b>5239</b>	<b>100%</b>

### Withdrawal Reason

Withdrawal Reason	SameMont
Enrollment was intended to be short term and is no longer needed for my student.	
My student wants to return to a traditional school setting for other (non-socialization related) reasons.	
My student wants to return to a traditional school setting for socialization reasons.	
No reason provided	
The curriculum is too hard.	
The program takes too much of the Learning Coach's time.	
The program takes too much of the student's time.	
The program/schedule is not flexible enough.	
The transition to virtual school was too difficult.	
Violation of state regulations	
We are moving.	
We are no longer able to provide a Learning Coach to assist our student.	
We are not satisfied with our student's teachers.	
We have chosen to home school.	

**California Connections Academy Southern Califo...  
September 30, 2022**

<b>Gender</b>			
Gender	SameMonthPriorYear	CurrentMonth	
	3	5	
F	2584	2722	
M	2354	2483	
X	22	29	

<b>Disability</b>			
Disability	SameMonthPriorYear	CurrentMonth	
Autism	95	104	
Cognitive Disability	12	16	
Emotionally Impaired	18	13	
Hearing Impaired	5	6	
Multiple Disabilities		2	
Other Health Impaired	87	63	
Physical Disability	3	1	
Specific Learning Disability	129	102	
Speech/Language Impaired	70	78	
Traumatic Brain Injury	1	1	
Visually Impaired	2	2	

<b>Gifted</b>			
Gifted	SameMonthPriorYear	CurrentMonth	
Yes	270	189	

<b>Primary Language</b>			
Home Language	SameMonthPriorYear	CurrentMonth	
English	4392	4620	
Spanish	340	379	
Russian	33	29	
Arabic	26	33	
Urdu	4	9	
Another Language	162	165	
No Language Reported	6	4	

<b>Plan 504</b>			
Plan504	SameMonthPriorYear	CurrentMonth	
504	114	107	

<b>IEP</b>			
IEP	SameMonthPriorYear	CurrentMonth	
IEP	579	728	

<b>Gifted</b>	<b>Plan504</b>
<b>4%</b>	<b>2%</b>
<b>IEP</b>	<b>Not in Special Population</b>
<b>14%</b>	<b>81%</b>

<b>Ethnicity</b>			
Ethnicity	SameMonthPriorYear	CurrentMonth	
Hispanic or Latino	2084	2339	
Not Hispanic or Latino	2869	2892	

<b>Distinct Race/Ethnicity</b>			
Distinct Race/Ethnicity	SameMonthPriorYear	CurrentMonth	
American Indian or Alaskan Native	35	43	
Asian	357	363	
Black/African American	597	675	
Hispanic or Latino	2084	2339	
Multiple Races	408	378	
Native Hawaiian or Other Pacific Islander	43	50	
Not Indicated	3	3	
Parent refused to report race	1		
White	1435	1388	

<b>Race</b>			
Race	SameMonthPriorYear	CurrentMonth	
American Indian or Alaskan Native	382	449	
Asian	624	629	
Black/African American	1035	1142	
Native Hawaiian or Other Pacific Islander	165	188	
White	3426	3500	

<b>Household FARM Eligibility</b>			
HouseholdFARMEligibility	SameMonthPriorYear	CurrentMonth	
Applied Does Not Qualify	1271		
Applied-Does not qualify	530	791	
Bad override	5		
Family Reported-Does not qualify	547	1040	
Qualifies for free	870	1562	
Qualifies for reduced	199	396	
Refused to report	1118	1062	

<b>Prior Schooling</b>			
Prior Schooling	SameMonthPriorYear	CurrentMonth	
Charter School (Public)	415	281	
Home School	344	263	
No Prior School	275	261	
Online (Virtual) Public School	568	408	
Private/Parochial School	298	200	
Public School	2397	1722	
Prior Schooling Not Reported	666	2104	



**California Connections Academy Southern Califo...**  
**September 30, 2022**

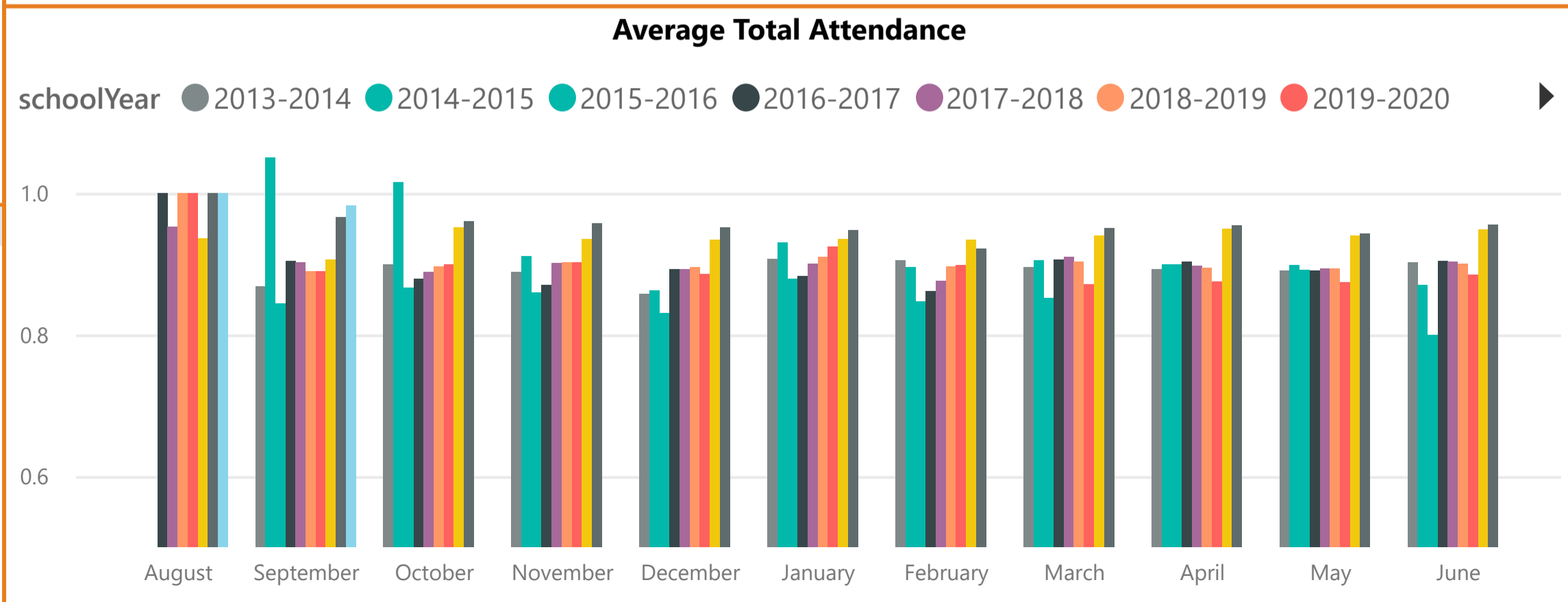
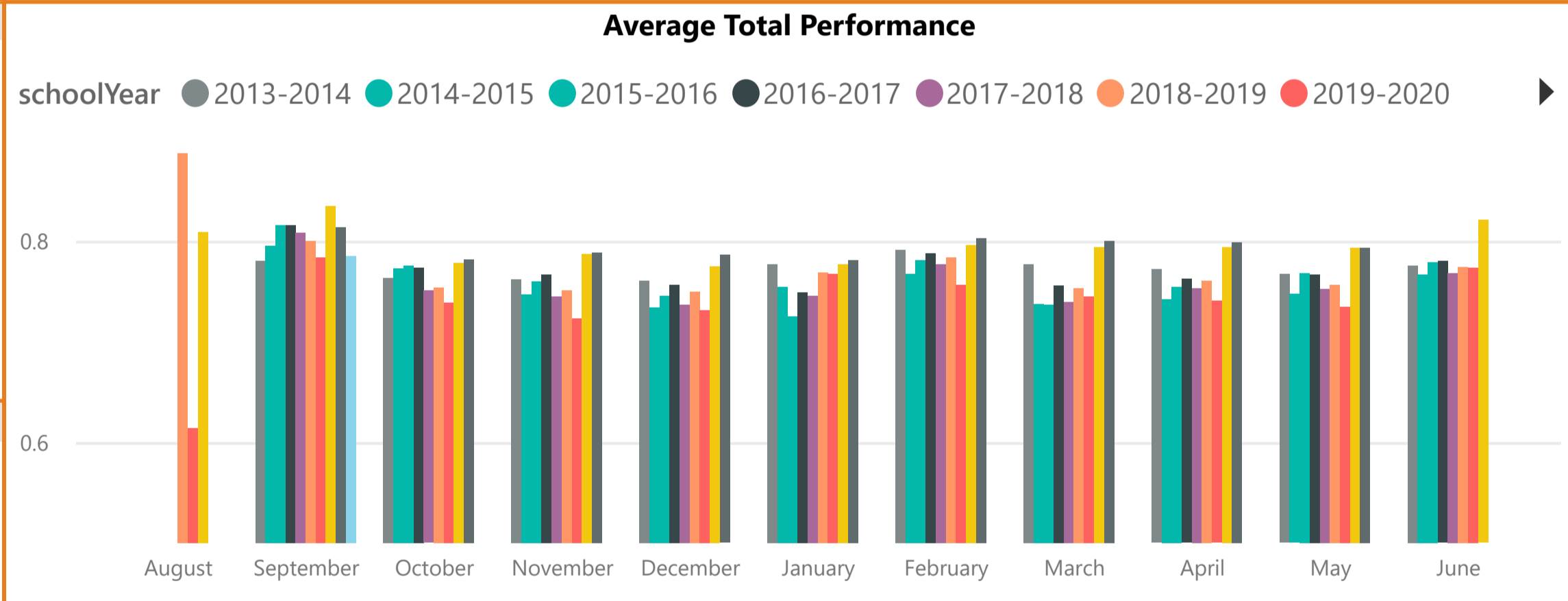
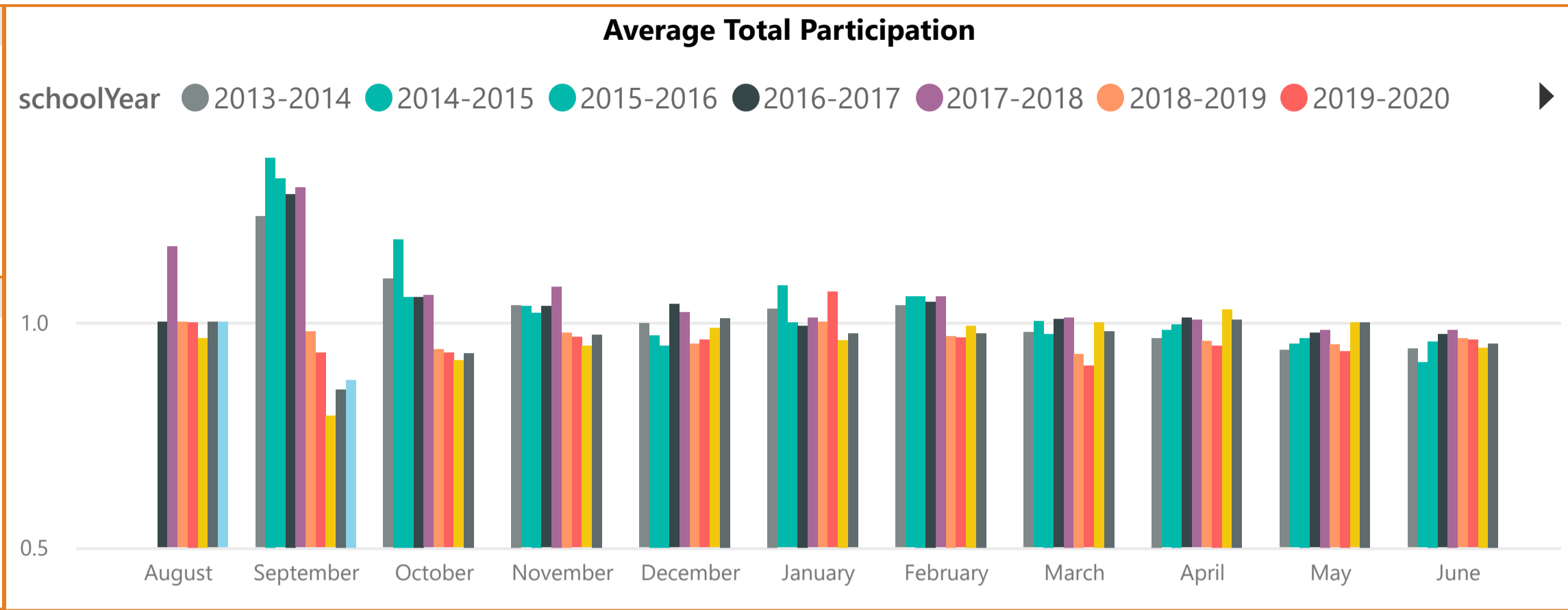
<b>Contacts Per Week</b>		
ContactsPerWeekWithoutWebMail	SameMonthPriorYear	CurrentMonth
Met	4863	5075
Not Met	100	162

<b>Attendance Status</b>		
AttendanceStatusAutomated	SameMonthPriorYear	CurrentMonth
Alarm	934	749
Approaching Alarm	663	724
Exempt	11	12
On Track	3355	3754

<b>Average Participation</b>		
GradeDistribution	SameMonthPriorYear	CurrentMonth
PK-2	85%	83%
3-5	87%	85%
6-8	94%	95%
9-12	80%	85%
<b>Total</b>	<b>85%</b>	<b>87%</b>

<b>Average Performance</b>		
GradeDistribution	SameMonthPriorYear	CurrentMonth
PK-2	92%	91%
3-5	86%	88%
6-8	81%	76%
9-12	77%	73%
<b>Total</b>	<b>81%</b>	<b>78%</b>

<b>Average Attendance</b>		
GradeDistribution	SameMonthPriorYear	CurrentMonth
PK-2	101%	102%
3-5	101%	102%
6-8	99%	101%
9-12	93%	95%
<b>Total</b>	<b>97%</b>	<b>98%</b>



# MONTHLY SCHOOL REPORT

California Connections Academy Northern California & September  
30, 2022

Currently Enrolled

**1797**

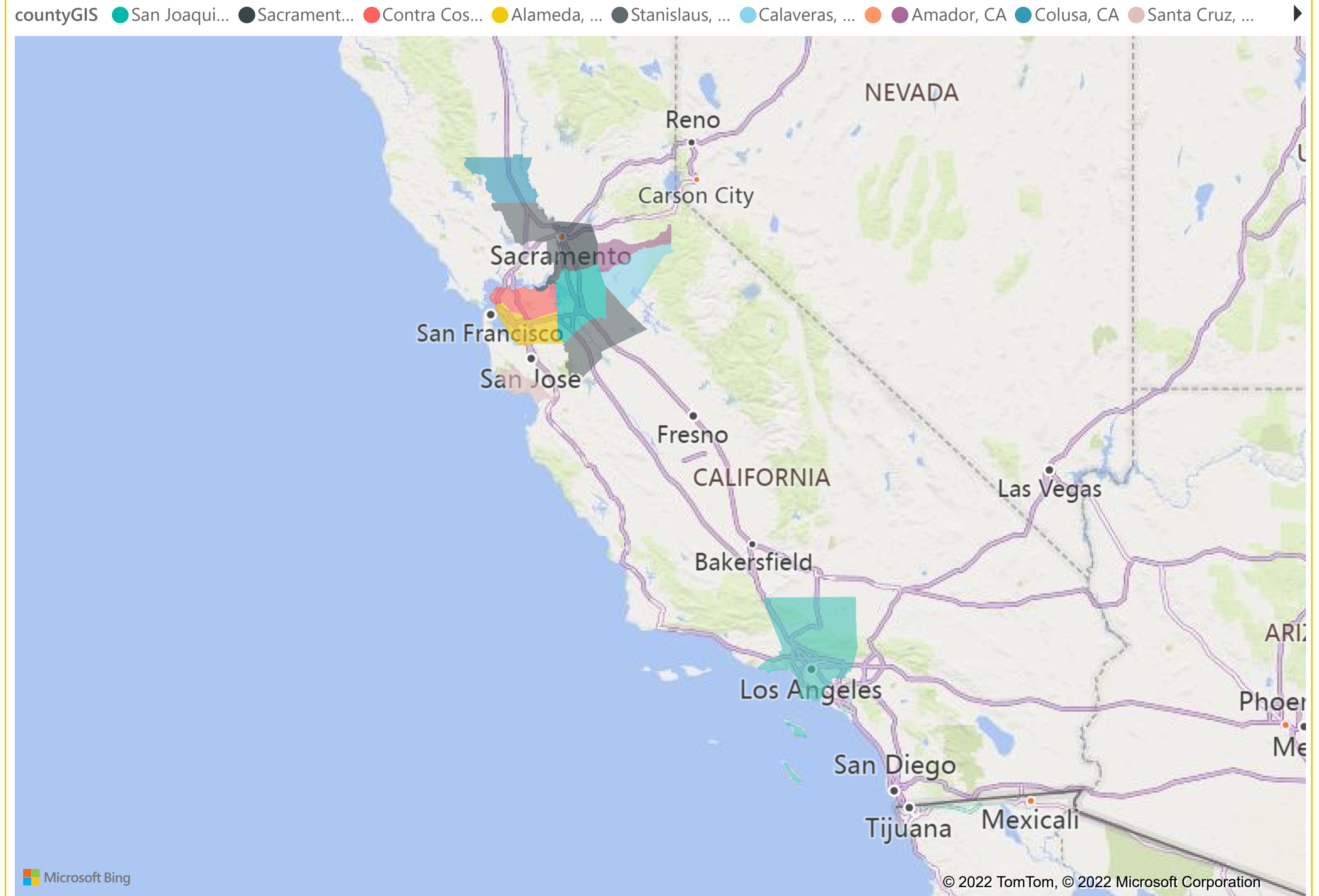
Total YTD Enrolled

**1883**

Enrollment Services Complete (Stage 4)

**2031**

## Enrolled Students by County



# California Connections Academy Northern California

September 30, 2022

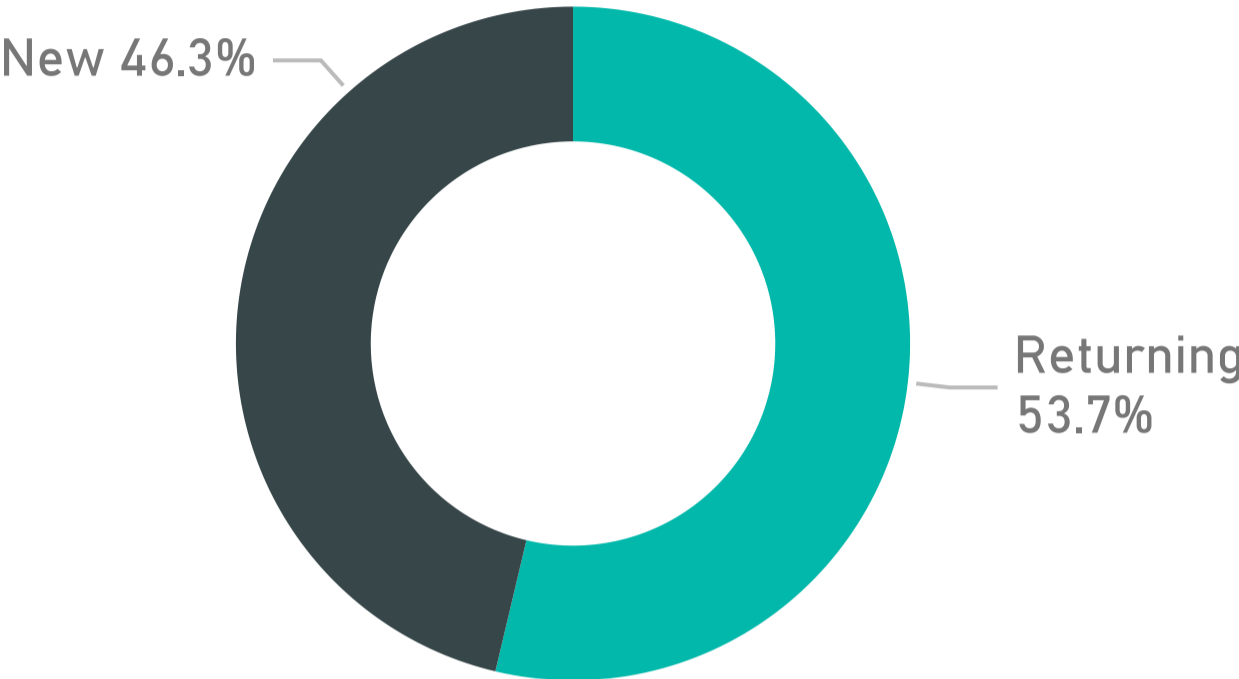
**Current Enrollment Month-Over-Month Change**

**4%**

**Current Enrollment Year-Over-Year Change**

**9%**

## New and Returning

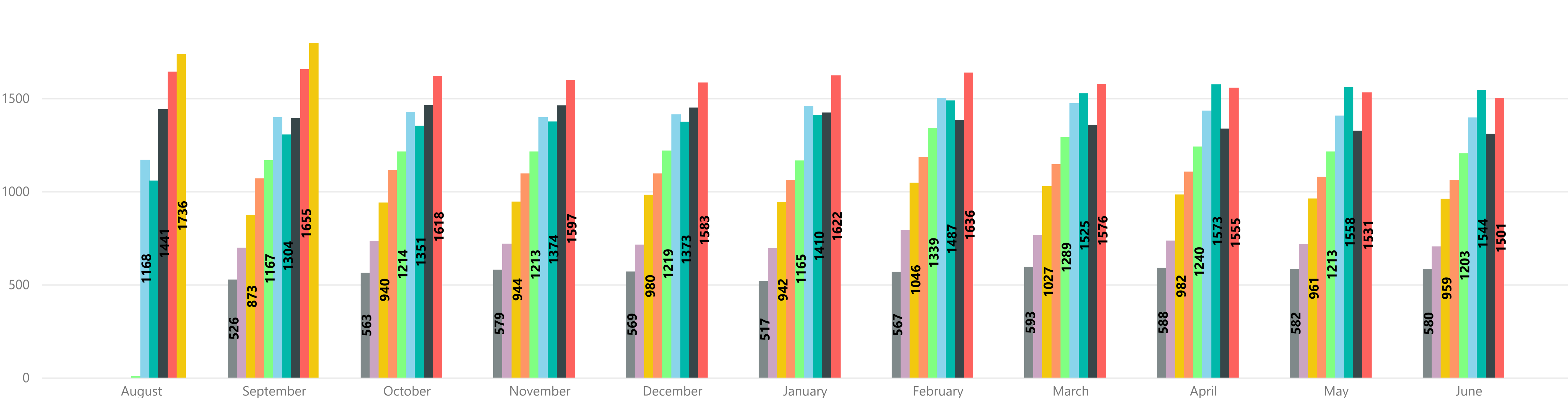


## New and Returning Prior Year



## Monthly Student Current Enrollment Comparison

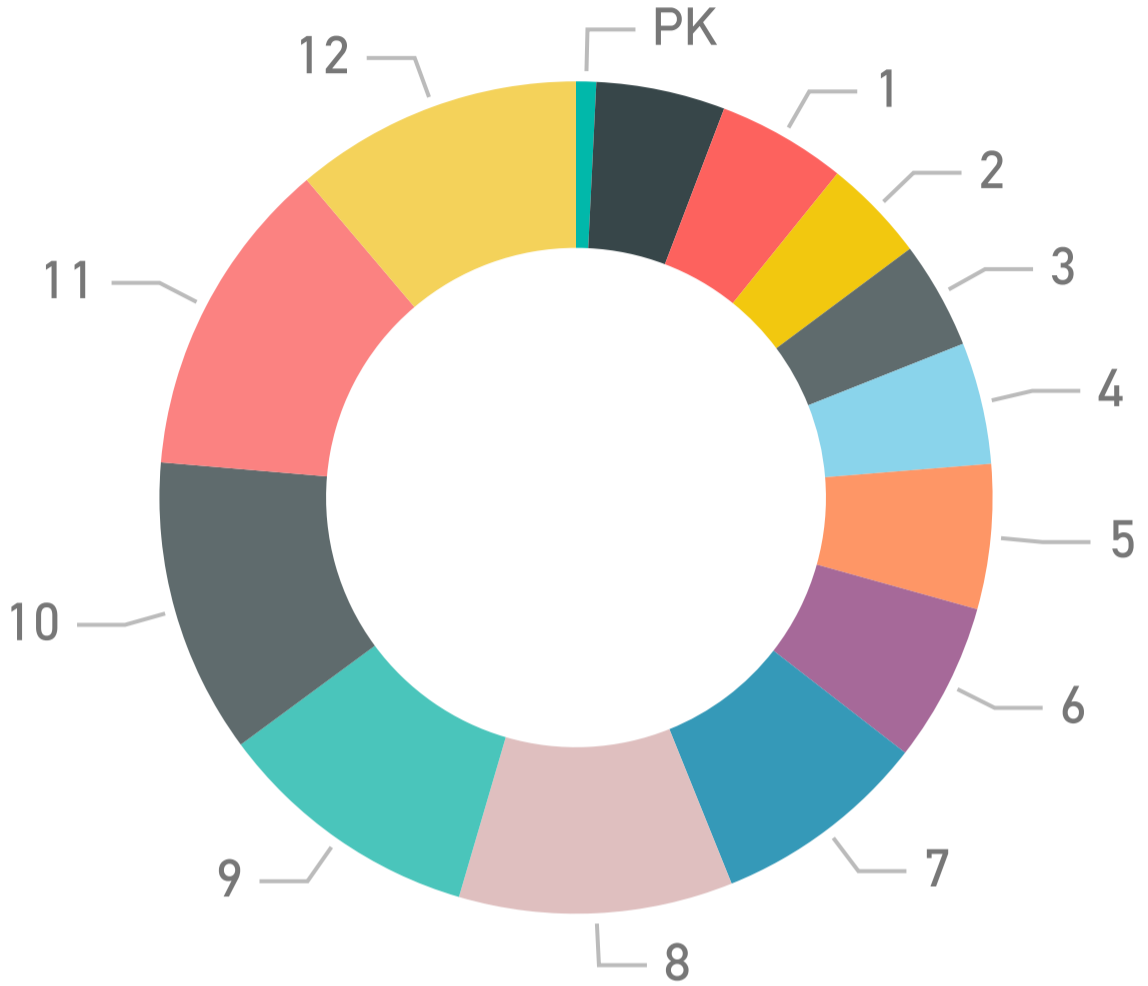
schoolYear ● 2013-2014 ● 2014-2015 ● 2015-2016 ● 2016-2017 ● 2017-2018 ● 2018-2019 ● 2019-2020 ● 2020-2021 ● 2021-2022 ● 2022-2023



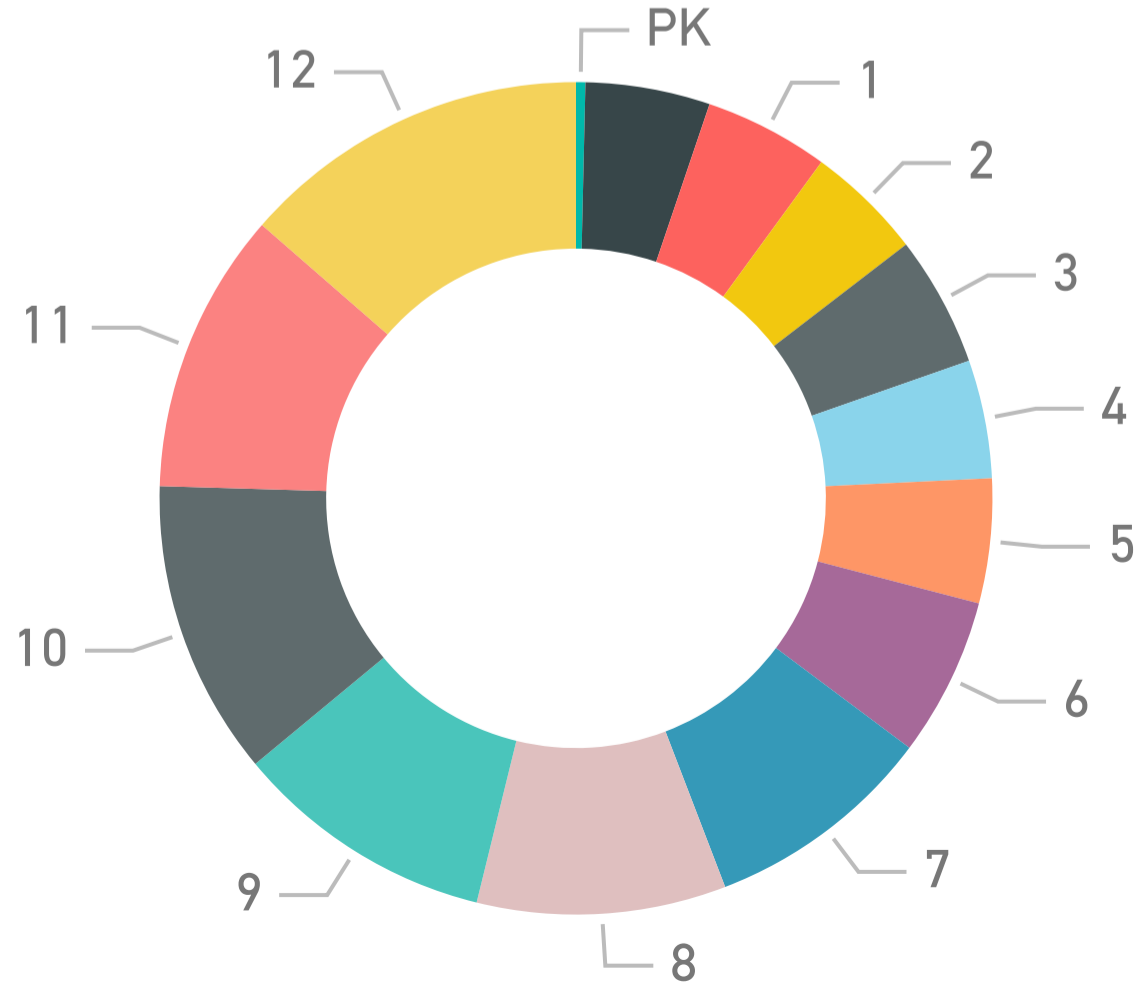
# California Connections Academy Northern California

September 30, 2022

## Enrolled Students by Final Grade



## Enrolled Students Prior Year by Final Grade



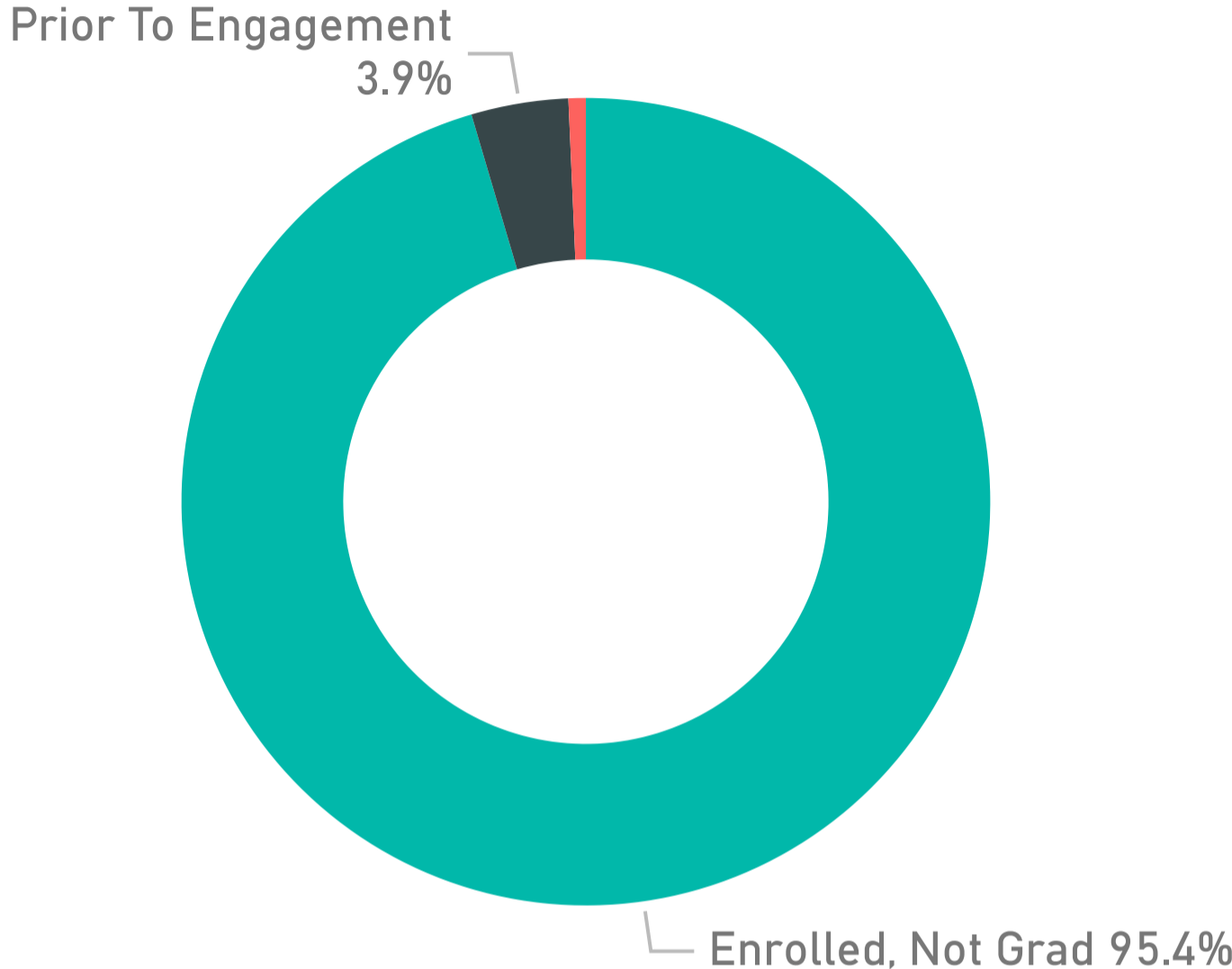
## Grade Distribution

ReportPeriod GradeDistribution	SameMonthPriorYear		PriorEOY		LastMonth		CurrentMonth	
	Students	%CT Students	Students	%CT Students	Students	%CT Students	Students	%CT Students
<b>PK-2</b>	<b>241</b>	<b>15%</b>	<b>218</b>	<b>15%</b>	<b>276</b>	<b>16%</b>	<b>266</b>	<b>15%</b>
PK	6	0%	6	0%	15	1%	14	1%
KG	80	5%	75	5%	90	5%	90	5%
1	80	5%	71	5%	92	5%	90	5%
2	75	5%	66	4%	79	5%	72	4%
<b>3-5</b>	<b>240</b>	<b>15%</b>	<b>232</b>	<b>15%</b>	<b>265</b>	<b>15%</b>	<b>261</b>	<b>15%</b>
3	84	5%	76	5%	77	4%	75	4%
4	76	5%	77	5%	86	5%	85	5%
5	80	5%	79	5%	102	6%	101	6%
<b>6-8</b>	<b>410</b>	<b>25%</b>	<b>401</b>	<b>27%</b>	<b>445</b>	<b>26%</b>	<b>453</b>	<b>25%</b>
6	102	6%	102	7%	117	7%	111	6%
7	148	9%	137	9%	141	8%	151	8%
8	160	10%	162	11%	187	11%	191	11%
<b>9-12</b>	<b>764</b>	<b>46%</b>	<b>650</b>	<b>43%</b>	<b>750</b>	<b>43%</b>	<b>817</b>	<b>45%</b>
9	168	10%	159	11%	175	10%	186	10%
10	190	11%	175	12%	186	11%	206	11%
11	181	11%	165	11%	203	12%	224	12%
12	225	14%	151	10%	186	11%	201	11%
<b>Total</b>	<b>1655</b>	<b>100%</b>	<b>1501</b>	<b>100%</b>	<b>1736</b>	<b>100%</b>	<b>1797</b>	<b>100%</b>

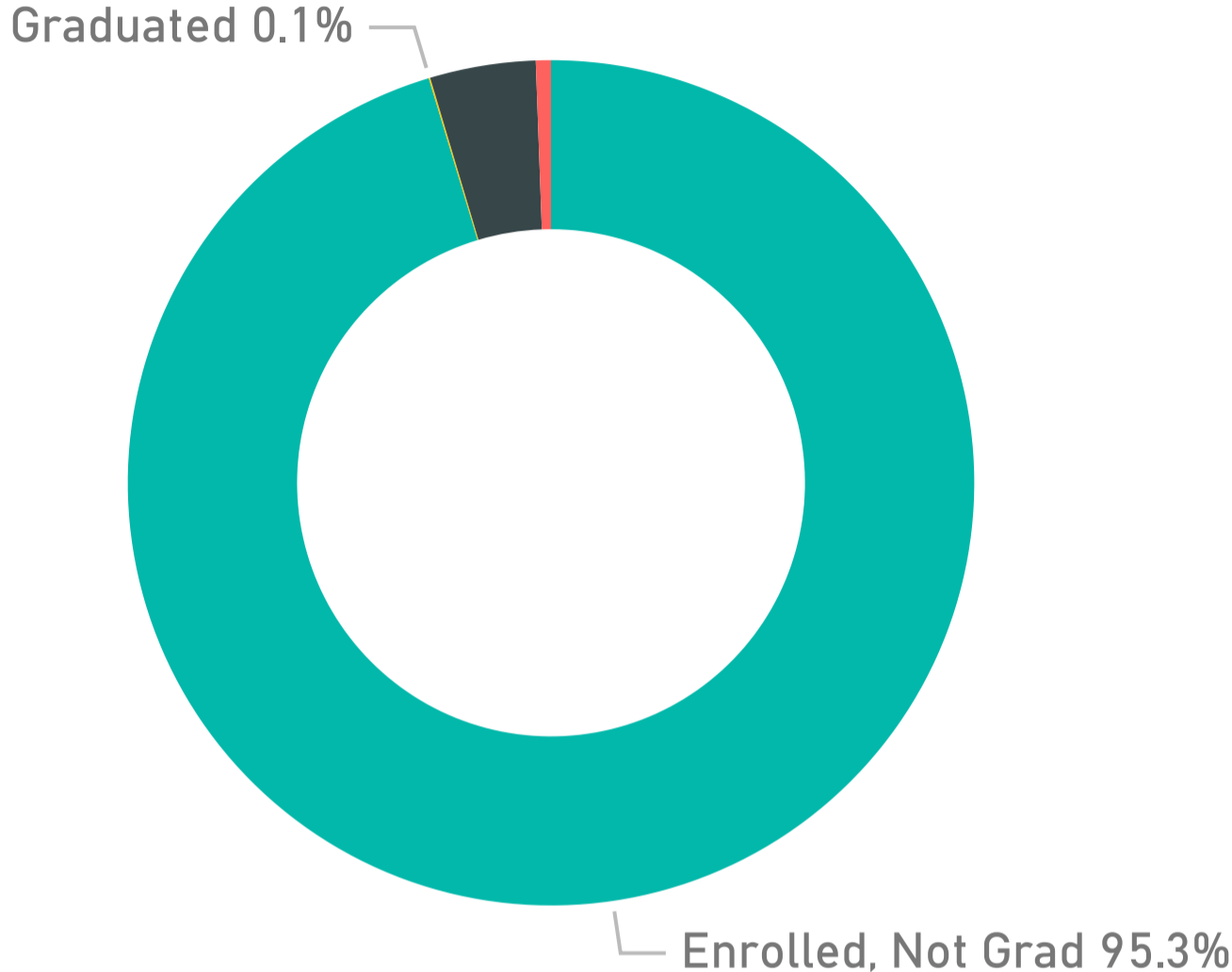
# California Connections Academy Northern California

September 30, 2022

### Total YTD Enrollment by Withdrawal Category



### Total YTD Enrollment Prior Year by Withdrawal Category



### Total YTD Enrollment

ReportPeriod Withdrawal Category	SameMonthPriorYear		PriorEOY		LastMonth		CurrentMonth	
	Student Count	%CT	Student Count	%CT	Student Count	%CT	Student Count	%CT
Enrolled, Not Grad	1655	95%	1501	77%	1736	100%	1797	95%
Graduated	1	0%	67	3%				
Prior To Engagement	70	4%	109	6%			73	4%
Withdrawal During School Year	10	1%	268	14%			13	1%
<b>Total</b>	<b>1736</b>	<b>100%</b>	<b>1945</b>	<b>100%</b>	<b>1736</b>	<b>100%</b>	<b>1883</b>	<b>100%</b>

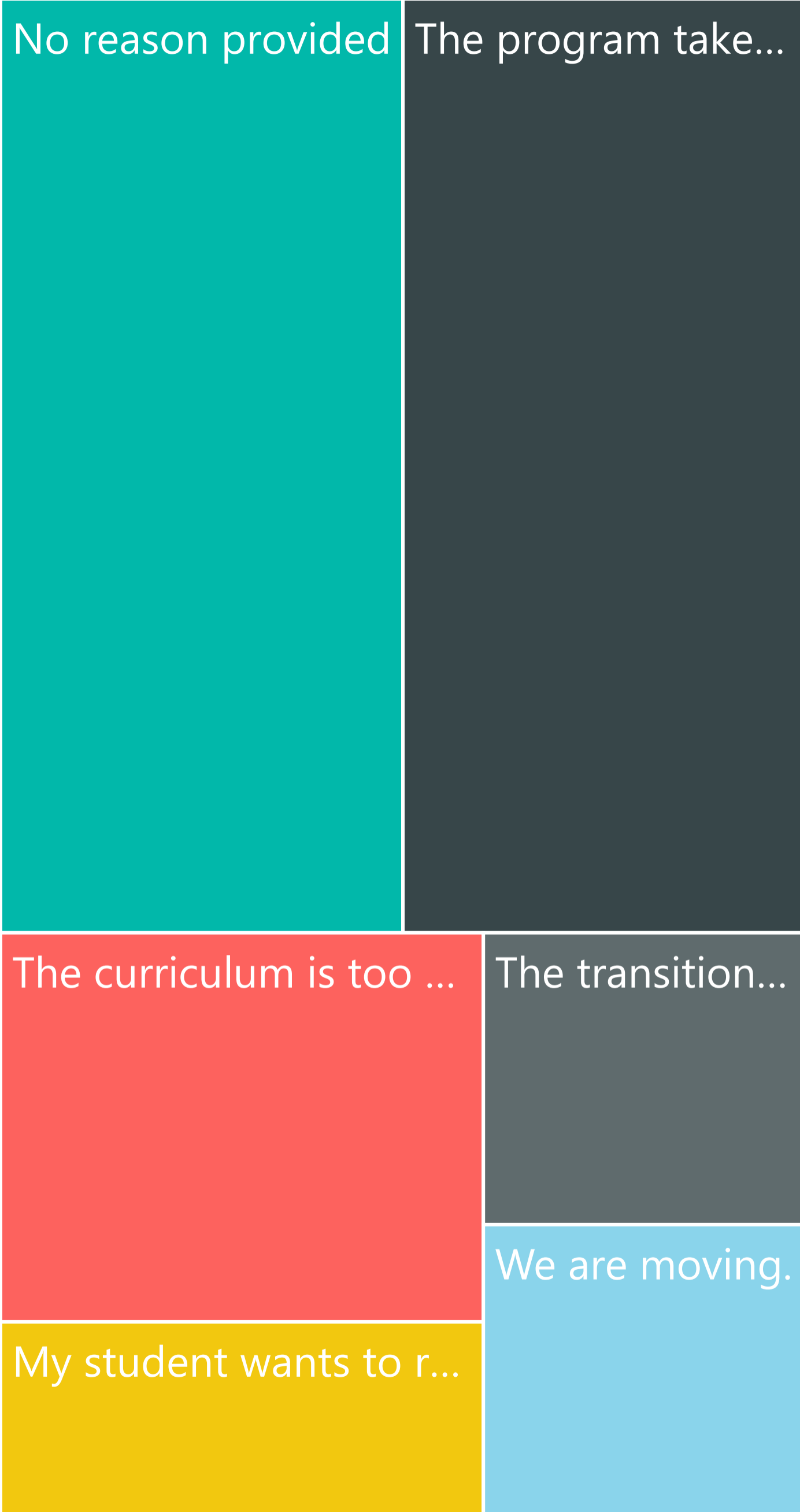
**Enrollment Services Complete (Stage 4)**  
**2031**

# California Connections Academy Northern California

## September 30, 2022

### Withdrawal Reason

WD Reason	SameMonthPriorYear	PriorEOY	CurrentMonth
		6	
Another Reason	2	21	
Different/Better Schooling Option (Not related to socialization)	1	17	1
Generally dissatisfied with curriculum/course options	1	2	
Inactivity		42	
No longer able to provide a Learning Coach		7	
No Reason Given	2	60	4
Program not flexible enough		5	
Program takes too much of Learning Coach's time		3	4
Program takes too much of student's time	2	4	
Pursuing GED		2	
Student wants more socialization		33	
The curriculum is too hard	1	7	2
Transition to virtual school too difficult		9	1
Unhappy with the school		2	
We are moving	1	31	1
We have chosen to home school		17	



# California Connections Academy Northern California

September 30, 2022

## Household Data

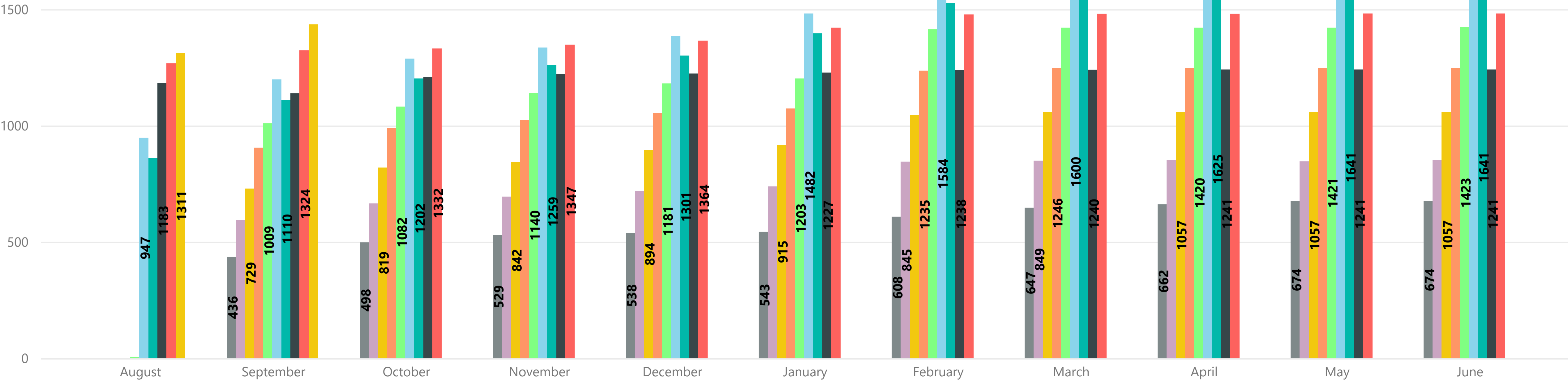
Household Data	SameMonthPriorYear	PriorEOY	LastMonth	CurrentMonth
Active	1260	1153	1311	1370
Graduated	1	66		
WD During School Year	9	214		10
WD Prior To Engagement	63	99		67

## Students Per Active Household

SameMonthPriorYear	PriorEOY	LastMonth	CurrentMonth
1.31	1.30	1.32	1.31

## Monthly Total Households

schoolYear ● 2013-2014 ● 2014-2015 ● 2015-2016 ● 2016-2017 ● 2017-2018 ● 2018-2019 ● 2019-2020 ● 2020-2021 ● 2021-2022 ● 2022-2023



# California Connections Academy Northern California

September 30, 2022

## Ethnicity

Ethnicity	SameMonthPriorYear	PriorEOY	LastMonth	CurrentMonth
Hispanic or Latino	475	440	529	559
Not Hispanic or Latino	1180	1061	1207	1238

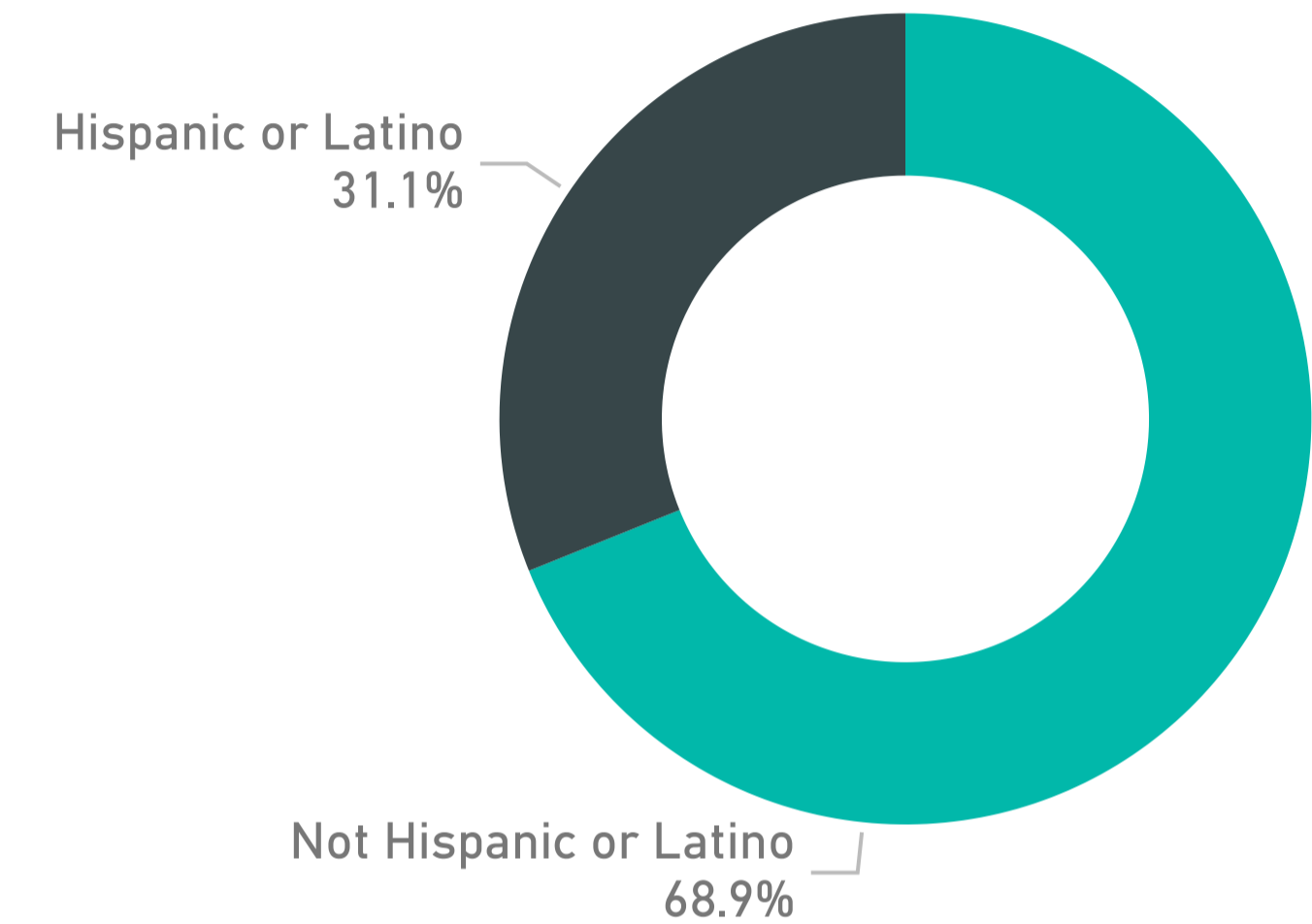
## Race

Race	SameMonthPriorYear	PriorEOY	LastMonth	CurrentMonth
American Indian or Alaskan Native	158	144	139	148
Asian	305	285	312	324
Black/African American	392	360	401	415
Native Hawaiian or Other Pacific Islander	87	76	84	86
White	1072	957	1106	1158

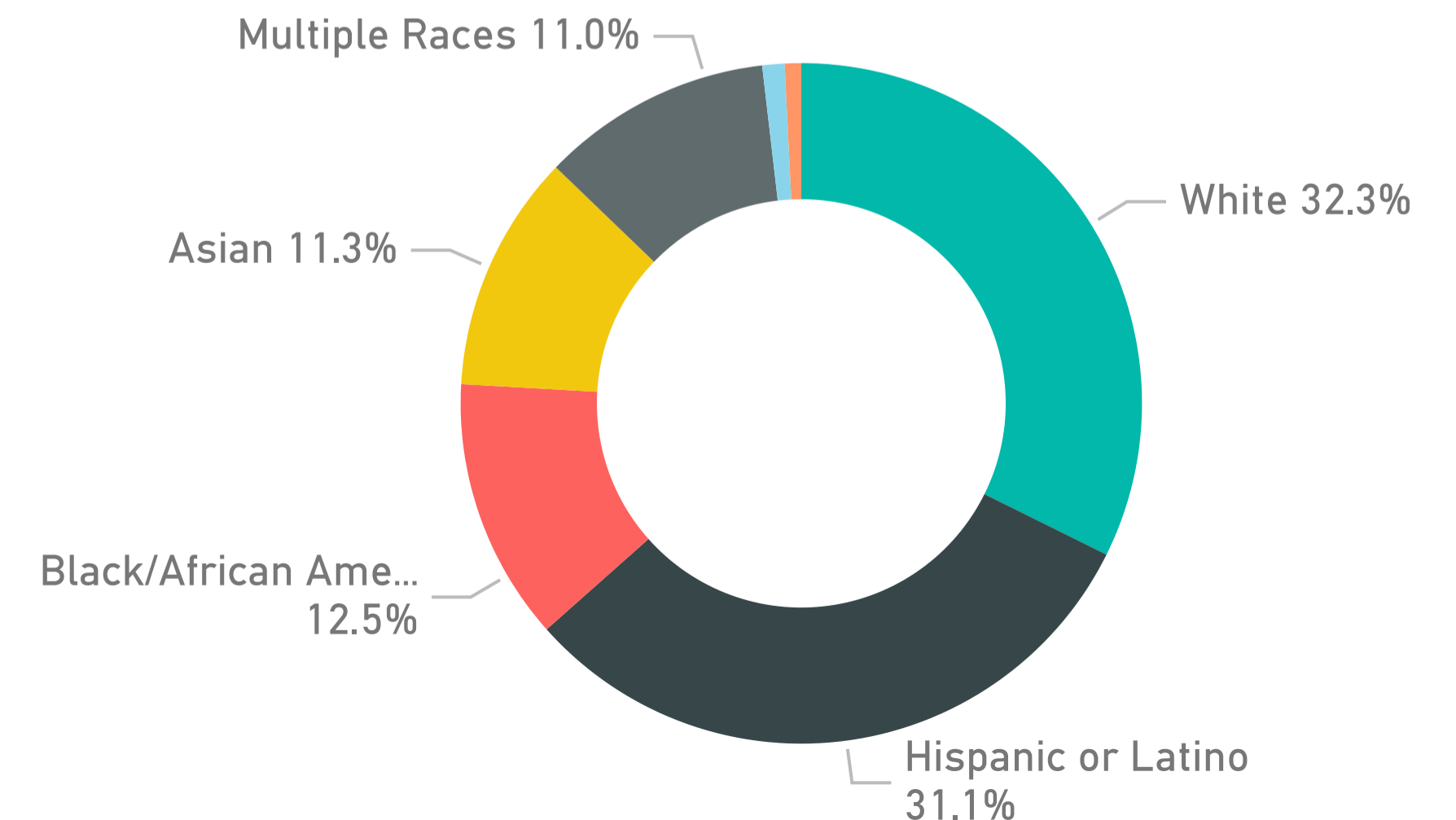
## Distinct Race/Ethnicity

Distinct Race/Ethnicity	SameMonthPriorYear	PriorEOY	LastMonth	CurrentMonth
American Indian or Alaskan Native	16	12	11	14
Asian	188	177	206	203
Black/African American	201	186	225	224
Hispanic or Latino	475	440	529	559
Multiple Races	207	187	177	197
Native Hawaiian or Other Pacific Islander	23	22	19	19
White	545	477	569	581

## Enrolled Students by Ethnicity



## Enrolled Students by Distinct Race/Ethnicity





# California Connections Academy Northern California

September 30, 2022

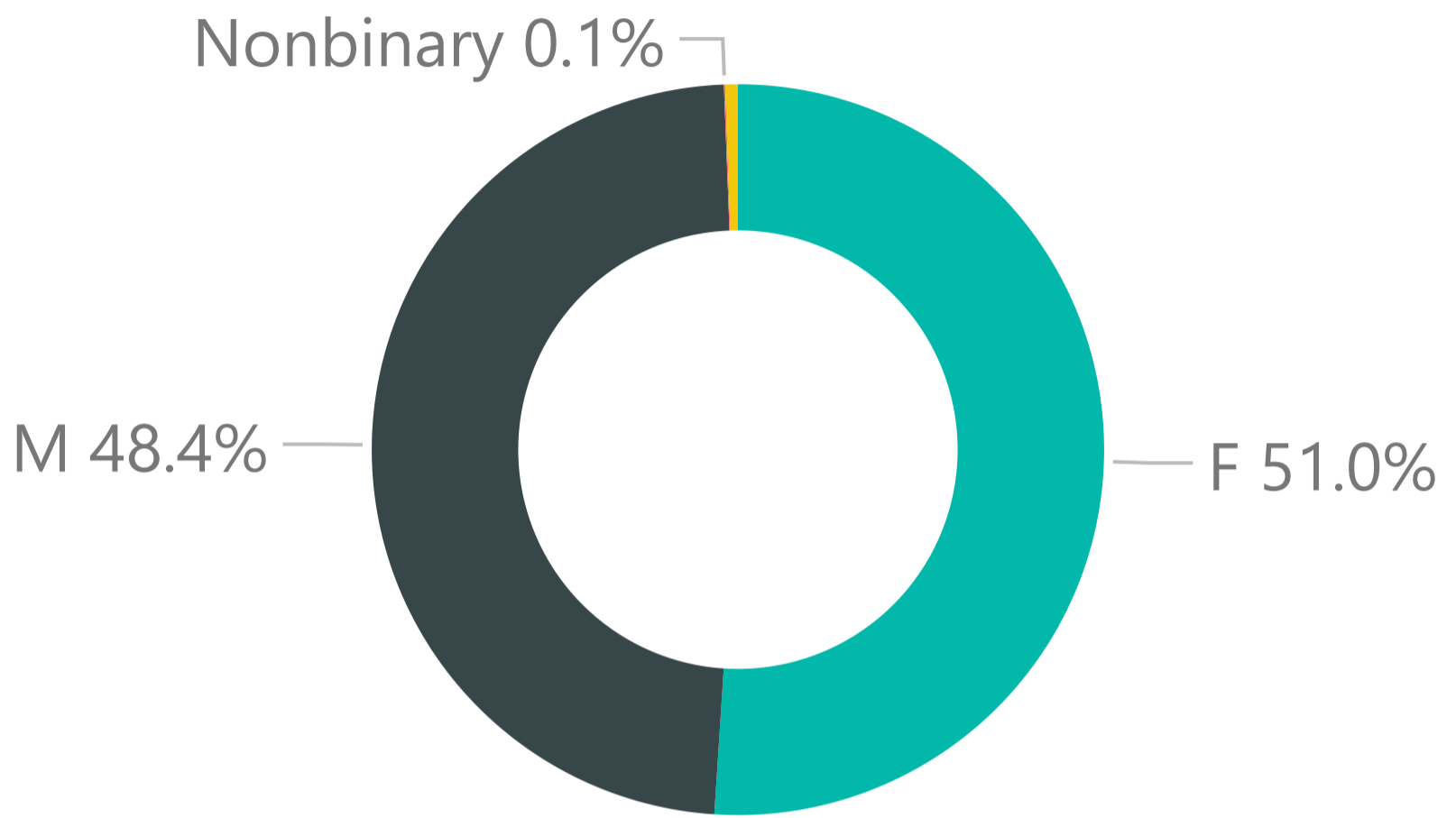
## Gender

Gender	SameMonthPriorYear	PriorEOY	LastMonth	CurrentMonth
	1			
F	892	808	893	917
M	754	687	835	869
Nonbinary		1	1	1
X	8	5	7	10

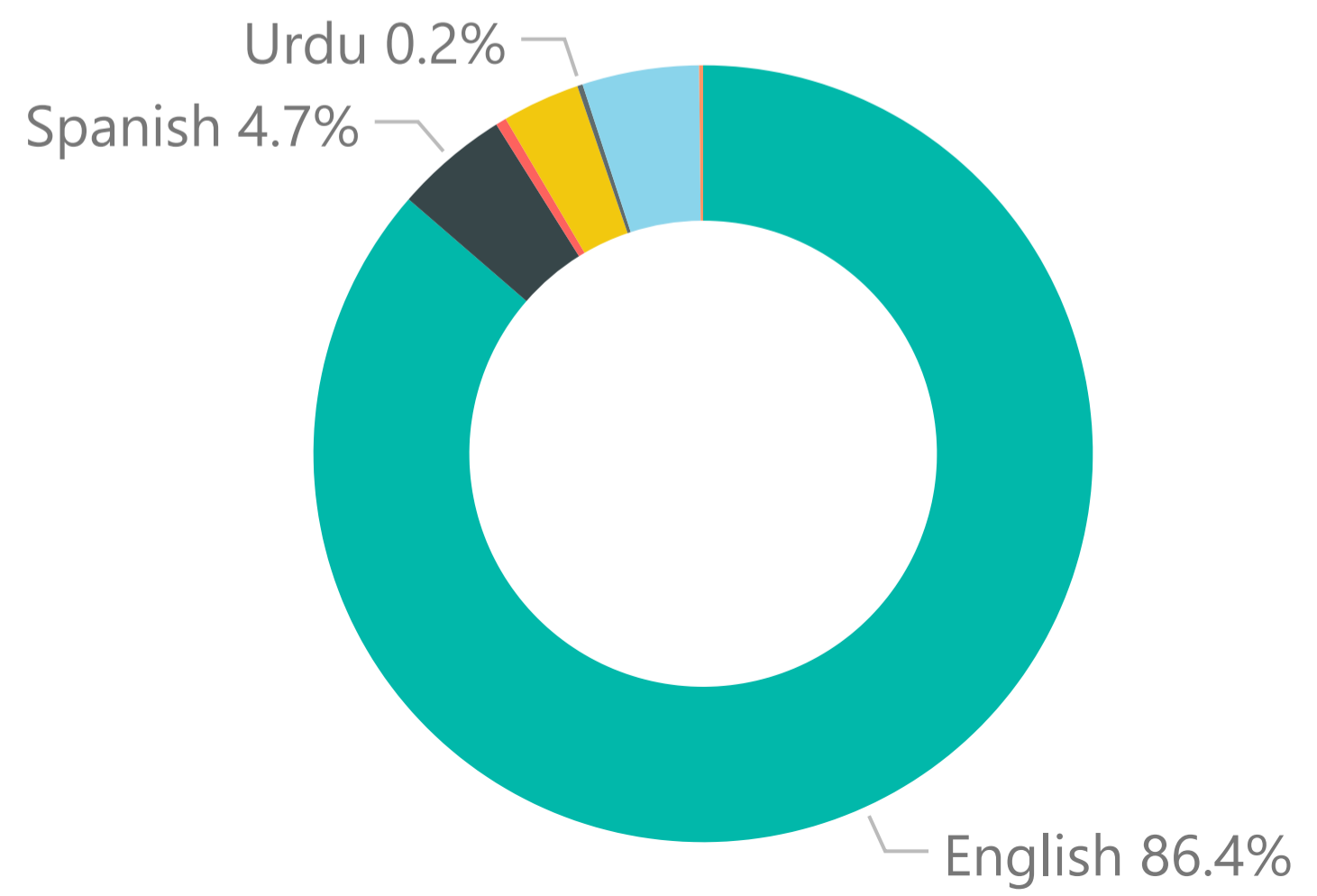
## Primary Language

Home Language	SameMonthPriorYear	PriorEOY	LastMonth	CurrentMonth
English	1470	1339	1504	1552
Spanish	54	48	73	85
Russian	6	6	9	8
Arabic	48	36	60	58
Urdu	6	7	6	4
Another Language	64	59	81	87
No Language Reported	7	6	3	3

Enrolled Students by Gender



Enrolled Students by Language



# California Connections Academy Northern California

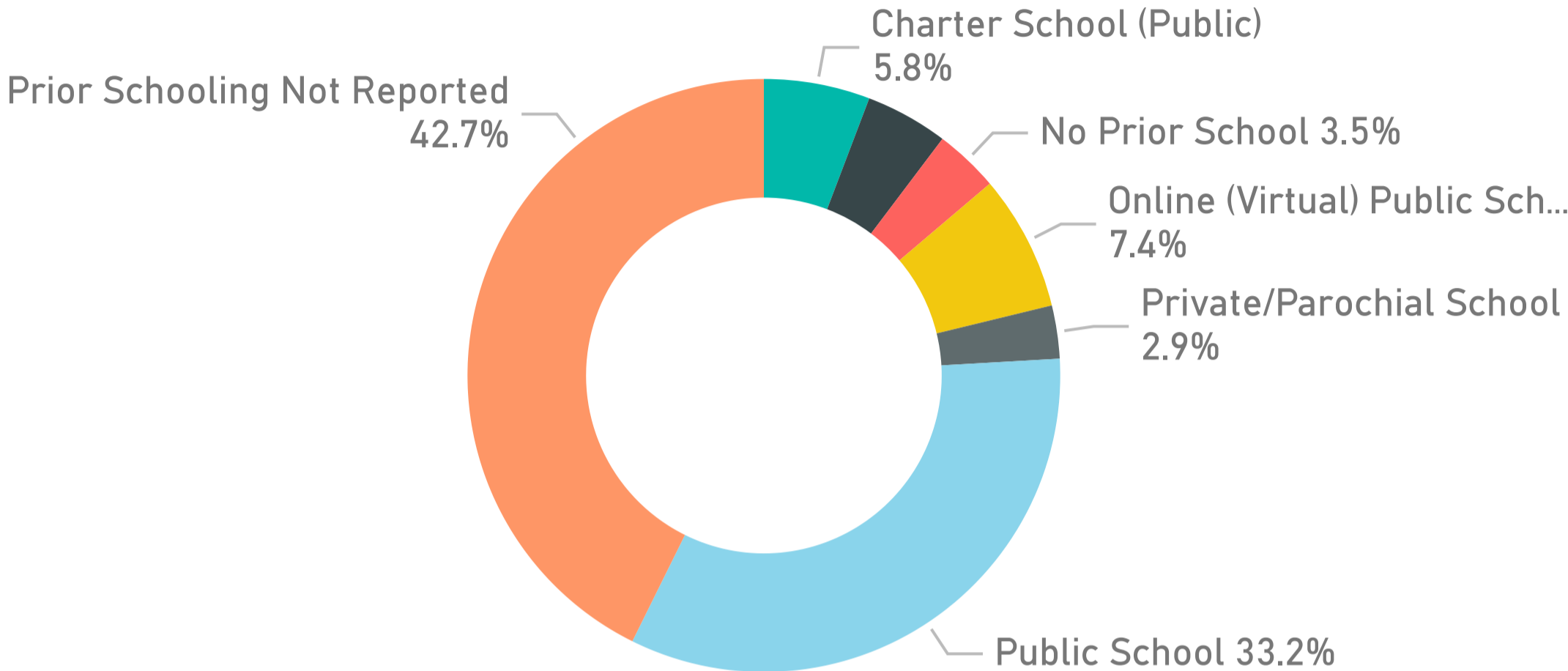
September 30, 2022

## Prior Schooling

Prior Schooling	SameMonthPriorYear	PriorEOY	LastMonth	CurrentMonth
Charter School (Public)	147	135	97	104
Home School	108	97	65	81
No Prior School	70	71	56	63
Online (Virtual) Public School	181	183	132	133
Private/Parochial School	78	75	53	52
Public School	865	773	540	597
Prior Schooling Not Reported	206	167	793	767

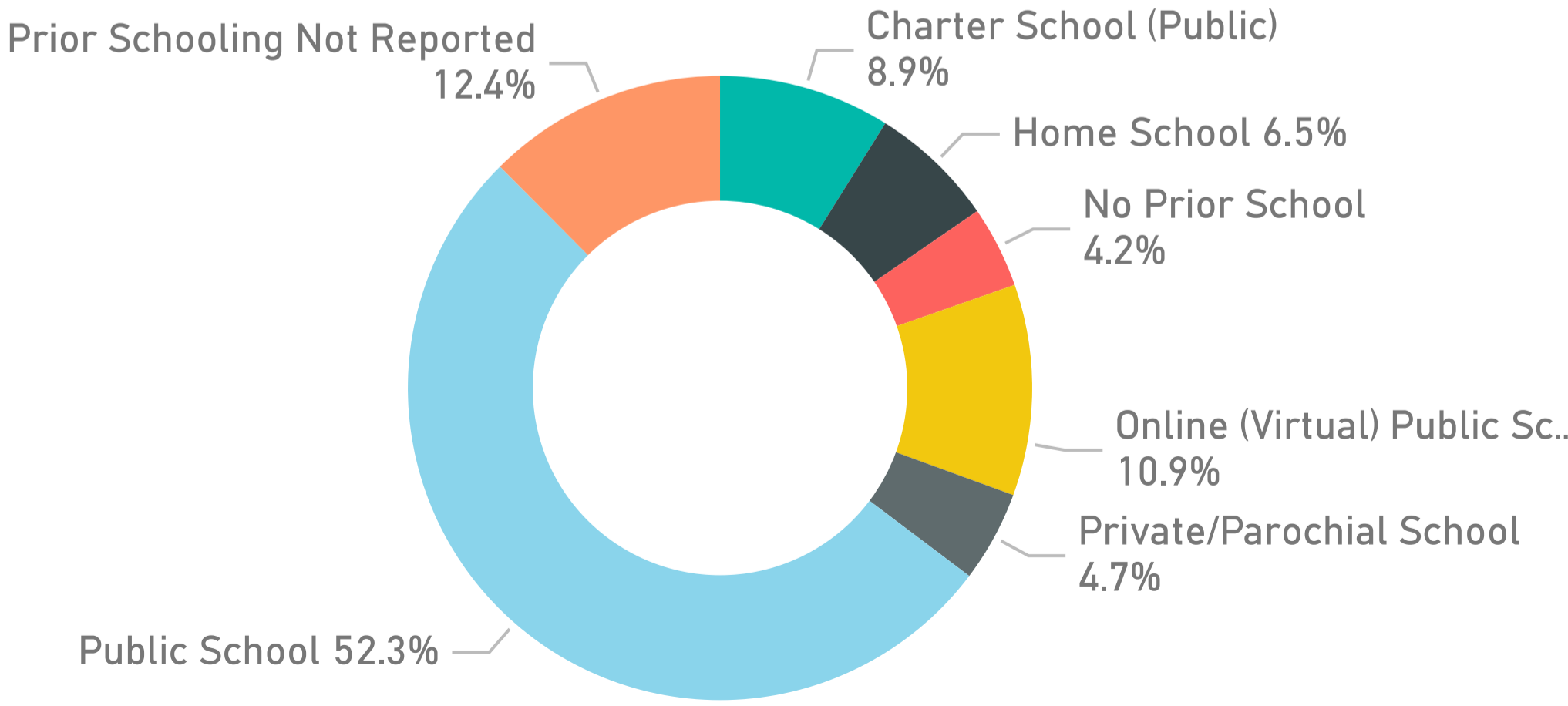
## Prior Schooling

September 30, 2022



## Prior Schooling

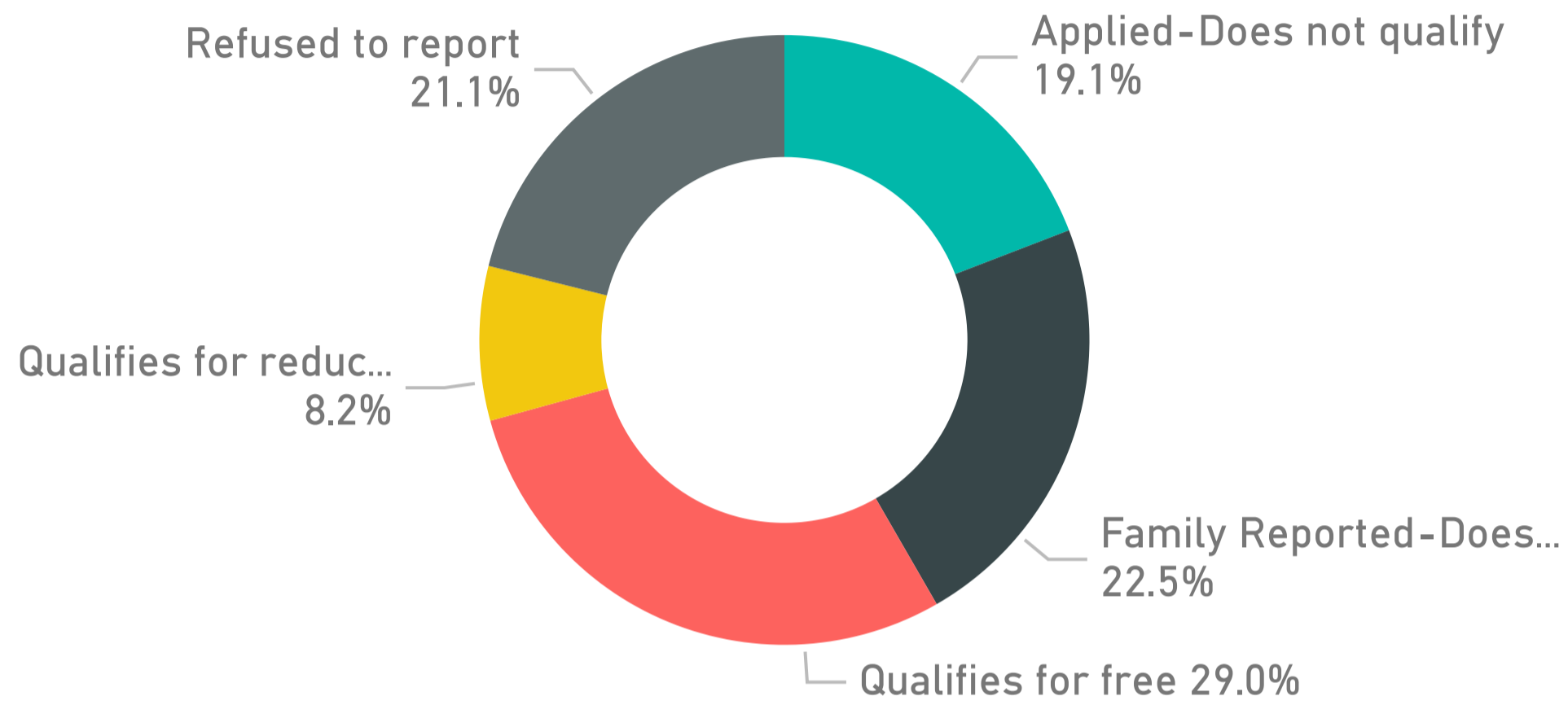
September 30, 2021



# California Connections Academy Northern California

September 30, 2022


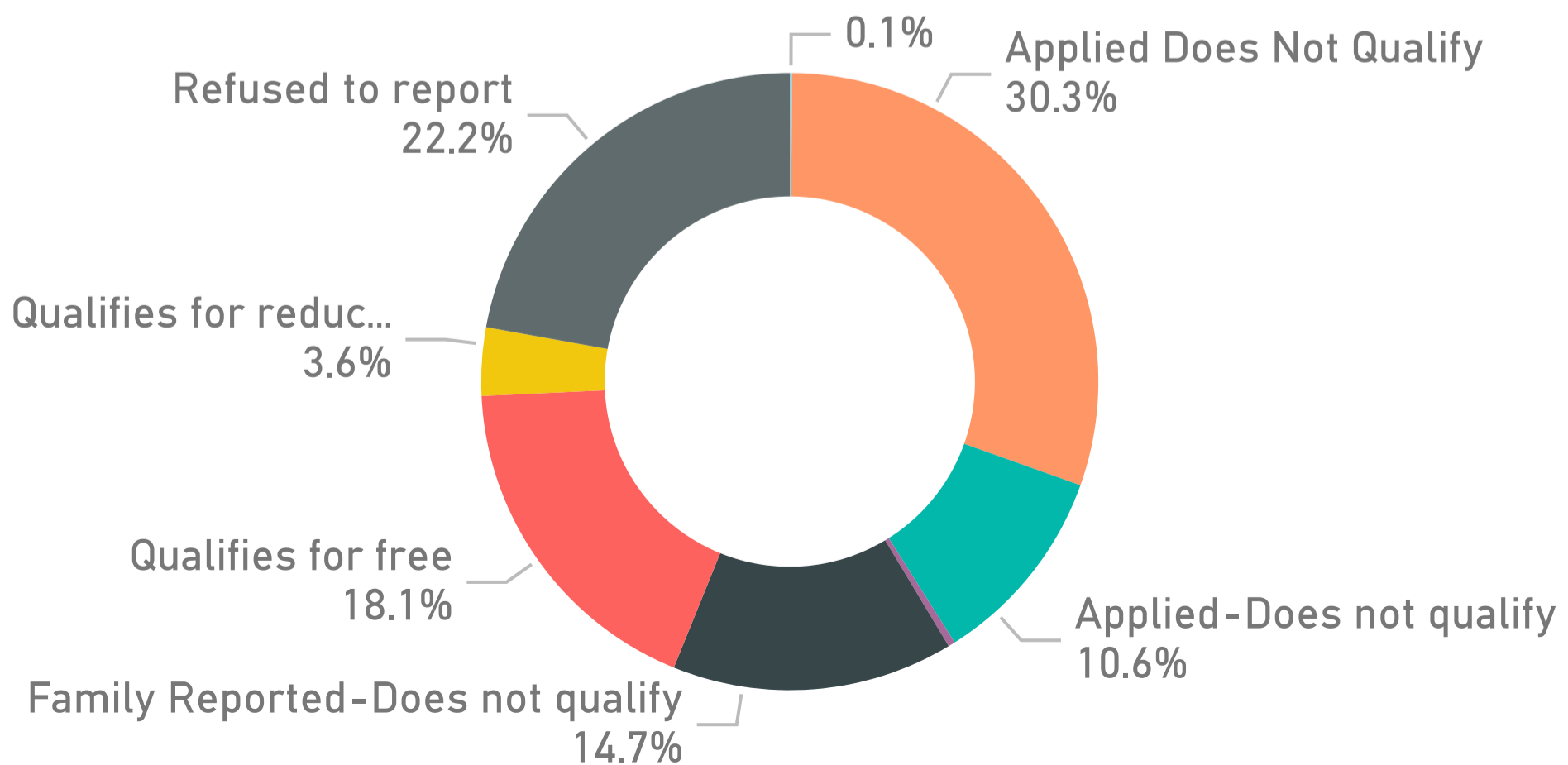
## FARM Eligibility September 30, 2022



## Disability

Disability	SameMonthPriorYear	PriorEOY	LastMonth	CurrentMonth
Autism	35	38	36	35
Cognitive Disability	4	3	5	6
Emotionally Impaired	12	9	7	5
Hearing Impaired	2	2	2	2
Other	2	2	1	1
Other Health Impaired	29	27	26	26
Specific Learning Disability	38	39	41	39
Speech/Language Impaired	32	38	38	42

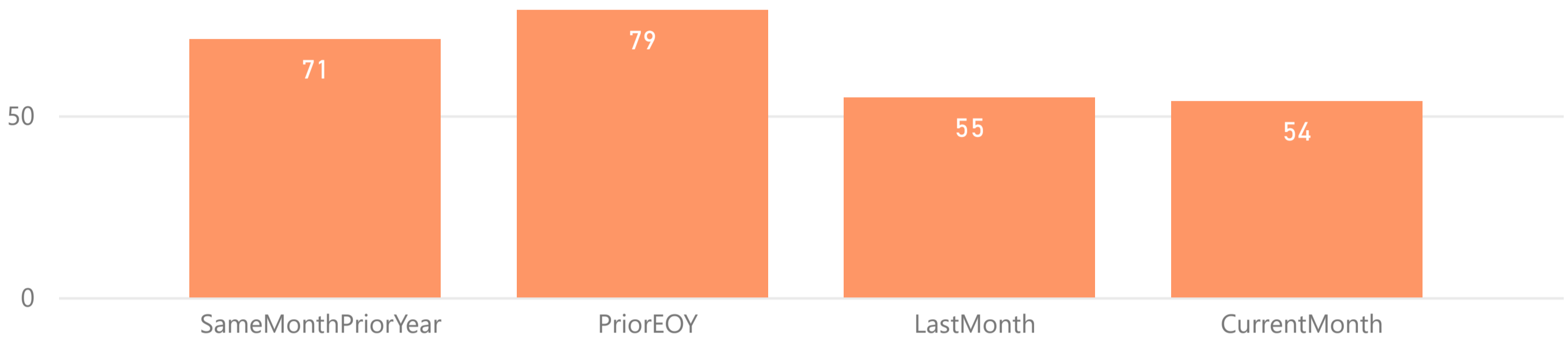
## FARM Eligibility September 30, 2021



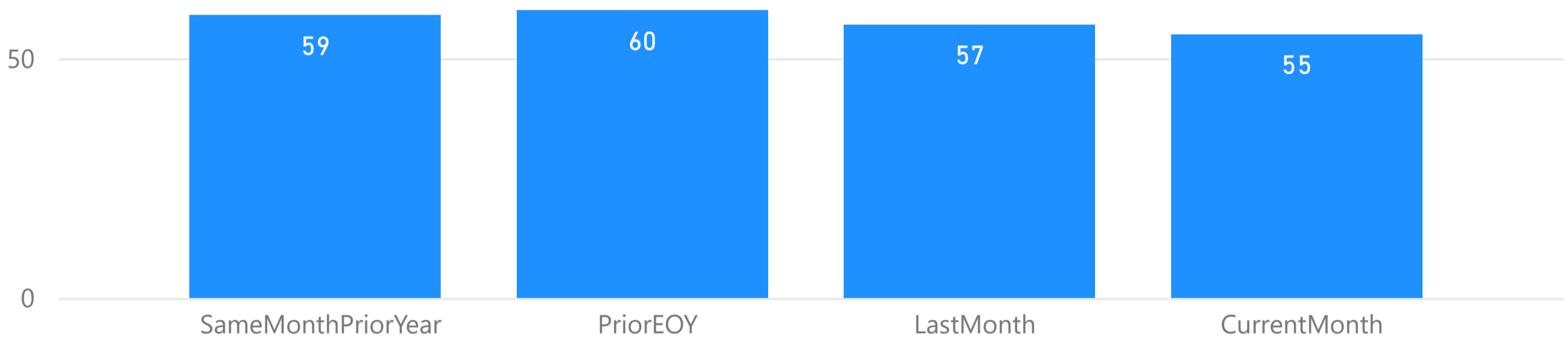
# California Connections Academy Northern California

September 30, 2022

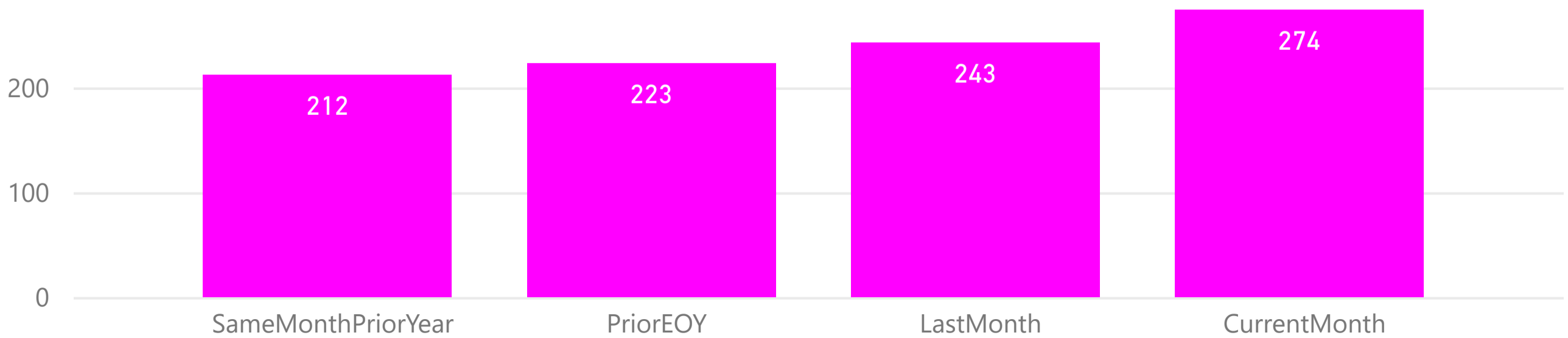
## Gifted



## Plan504



## IEP



## Currently Enrolled

**1797**

### Gifted

**3%**

### Plan504

**3%**

### IEP

**15%**

### Not in Special Population

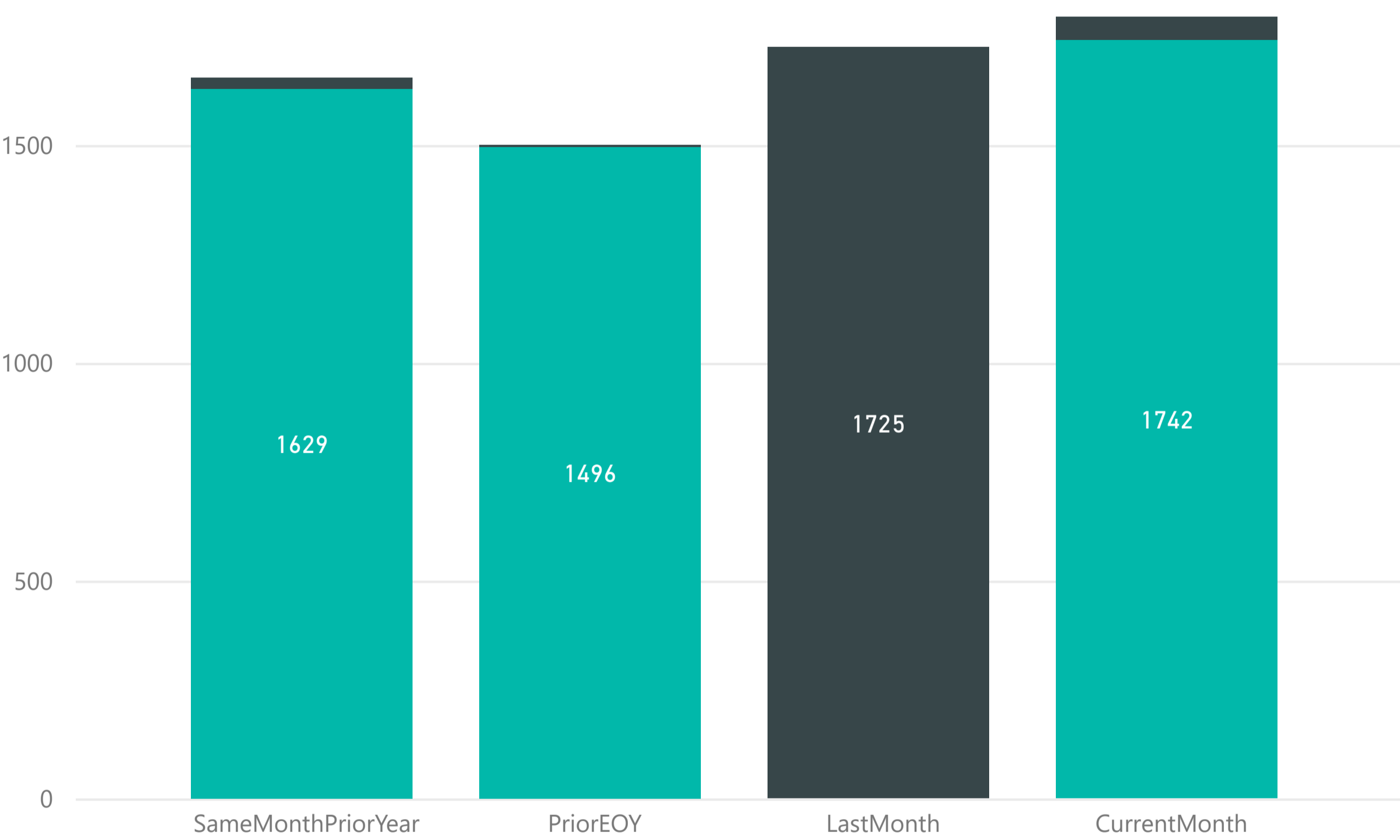
**79%**

# California Connections Academy Northern California

September 30, 2022

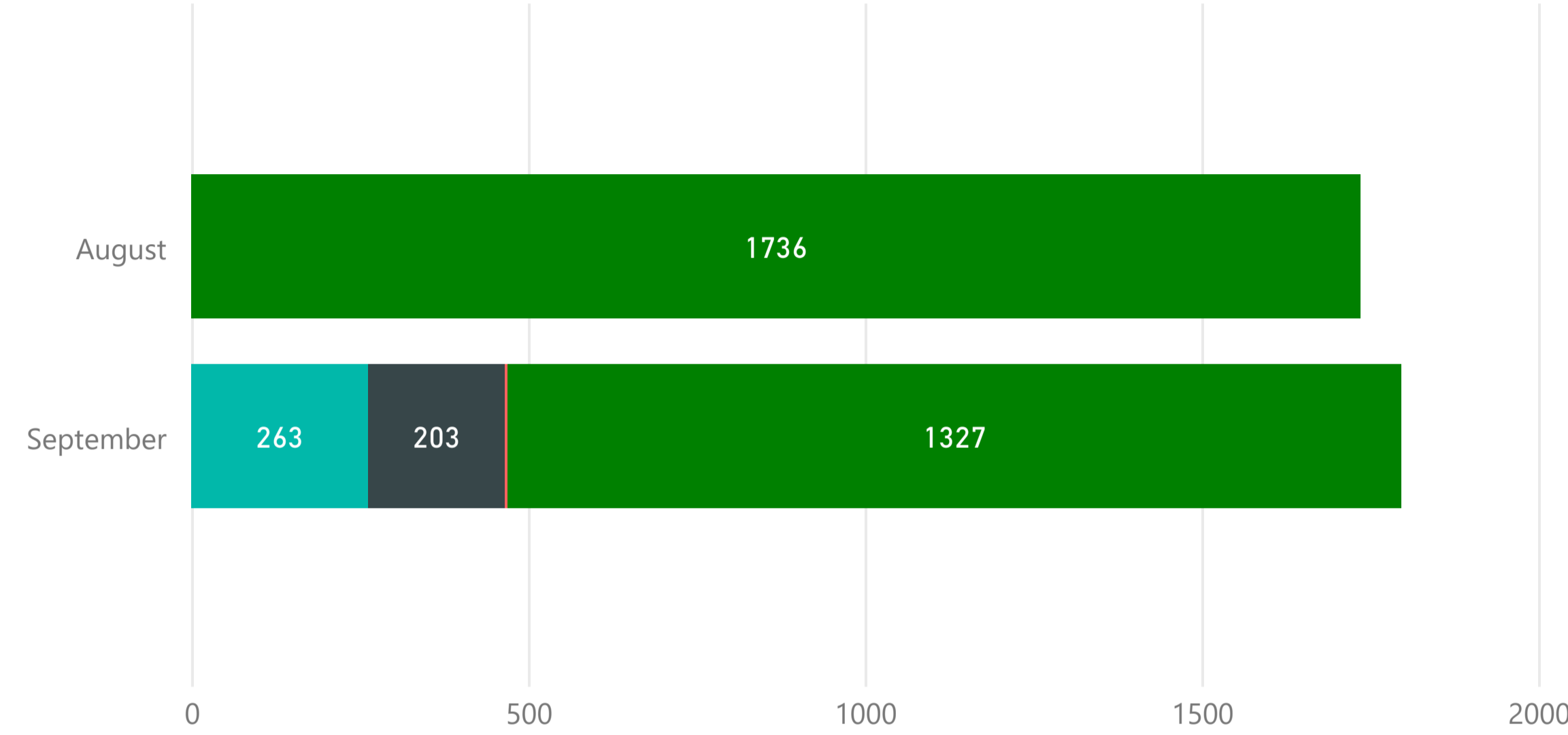
## Contacts Per Week

ContactsPerWeekWithoutWebM... ● Met ● Not Met



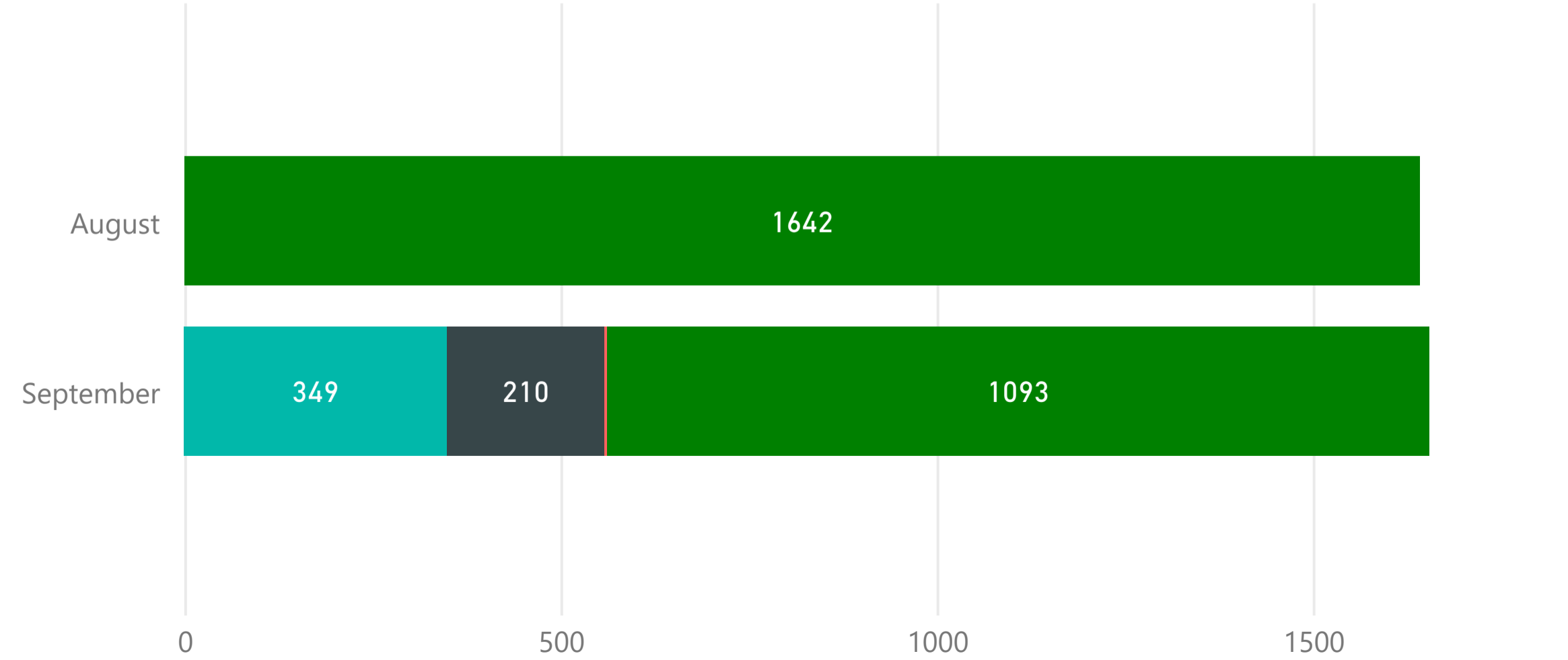
## School Year: 2022-2023

AttendanceStatusAutomated ● Alarm ● Approaching Alarm ● Exempt ● On Track



## School Year: 2021-2022

AttendanceStatusAutomated ● Alarm ● Approaching Alarm ● Exempt ● On Track



## Currently Enrolled

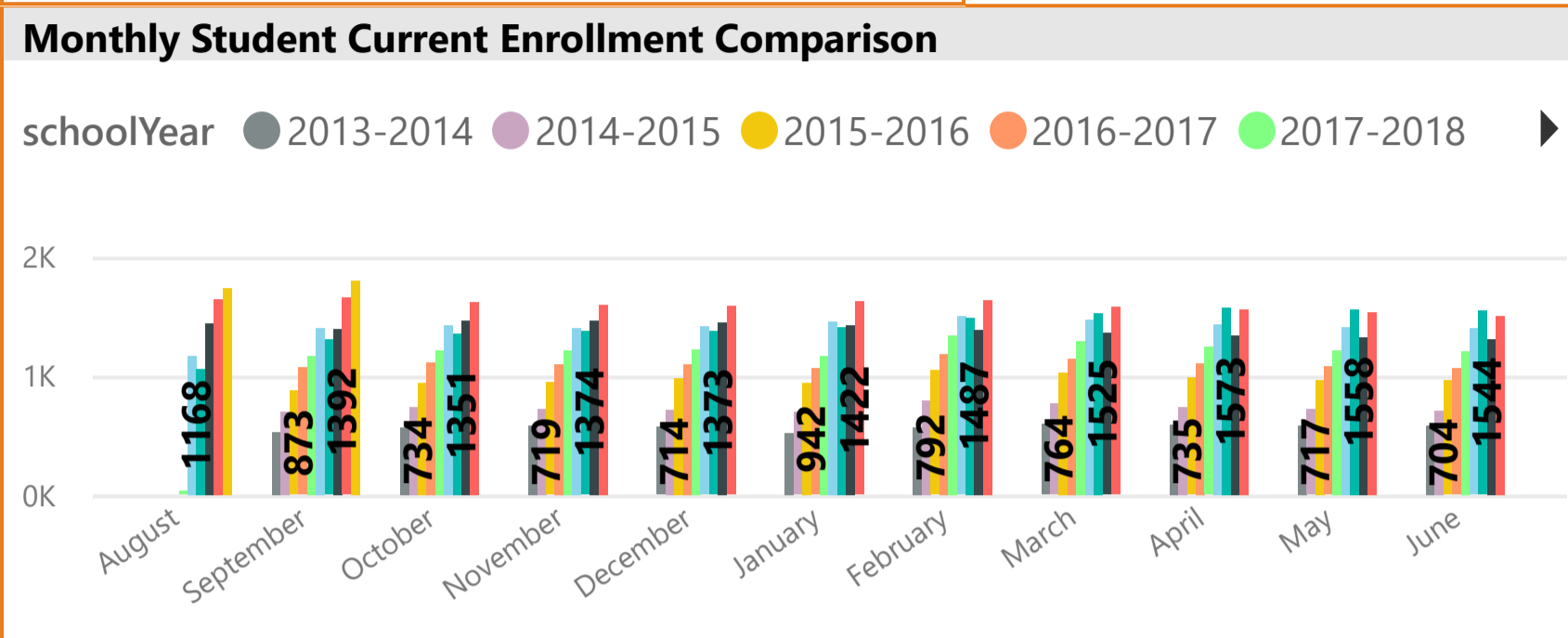
**1797**



<b>Currently Enrolled</b>	<b>Total YTD Enrolled</b>
<b>1797</b>	<b>1883</b>
<b>Enrollment Services Complete (Stage 4)</b>	
<b>2031</b>	

**California Connections Academy Northern Califo...**  
**September 30, 2022**

<b>Current Enrollment Month-Over-Month Change</b>
<b>4%</b>
<b>Current Enrollment Year-Over-Year Change</b>
<b>9%</b>



### Total YTD Enrollment

ReportPeriod	SameMonthPriorYear	CurrentMonth
Withdrawal Category	Student Count %CT Student Count	Student Count %CT Student Count
Enrolled, Not Grad	1655 95%	1797 95%
Graduated	1 0%	
Prior To Engagement	70 4%	73 4%
Withdrawal During School Year	10 1%	13 1%
<b>Total</b>	<b>1736 100%</b>	<b>1883 100%</b>

### New & Returning

ReportPeriod	SameMonthPriorYear	CurrentMonth
New or Returning	Students %CT Students	Students %CT Students
New	835 50.45%	832 46.30%
Returning	820 49.55%	965 53.70%

### Household Data

Household Data	SameMonthPriorYear	CurrentMonth
Active	1260	1370
Graduated	1	
WD During School Year	9	10
WD Prior To Engagement	63	67

### Students Per Active Household

SameMonthPriorYear	CurrentMonth
1.31	1.31

### Grade Distribution

ReportPeriod	SameMonthPriorYear	CurrentMonth
GradeDistribution	Students %CT Students	Students %CT Students
<b>PK-2</b>	<b>241 15%</b>	<b>266 15%</b>
PK	6 0%	14 1%
KG	80 5%	90 5%
1	80 5%	90 5%
2	75 5%	72 4%
<b>3-5</b>	<b>240 15%</b>	<b>261 15%</b>
3	84 5%	75 4%
4	76 5%	85 5%
5	80 5%	101 6%
<b>6-8</b>	<b>410 25%</b>	<b>453 25%</b>
6	102 6%	111 6%
7	148 9%	151 8%
8	160 10%	191 11%
<b>9-12</b>	<b>764 46%</b>	<b>817 45%</b>
9	168 10%	186 10%
10	190 11%	206 11%
11	181 11%	224 12%
12	225 14%	201 11%
<b>Total</b>	<b>1655 100%</b>	<b>1797 100%</b>

### Withdrawal Reason

Withdrawal Reason	SameMont
Enrollment was intended to be short term and is no longer needed for my student.	
Generally dissatisfied with curriculum/course options	
My student wants to return to a traditional school setting for other (non-socialization related) reasons.	
No reason provided	
The curriculum is too hard.	
The program takes too much of the Learning Coach's time.	
The program takes too much of the student's time.	
The transition to virtual school was too difficult.	
We are moving.	

**California Connections Academy Northern Califo...**  
**September 30, 2022**

<b>Gender</b>		
Gender	SameMonthPriorYear	CurrentMonth
	1	
F	892	917
M	754	869
Nonbinary		1
X	8	10

<b>Disability</b>		
Disability	SameMonthPriorYear	CurrentMonth
Autism	35	35
Cognitive Disability	4	6
Emotionally Impaired	12	5
Hearing Impaired	2	2
Other	2	1
Other Health Impaired	29	26
Specific Learning Disability	38	39
Speech/Language Impaired	32	42

<b>Gifted</b>		
Gifted	SameMonthPriorYear	CurrentMonth
Yes	71	54
<b>Plan 504</b>		
Plan504	SameMonthPriorYear	CurrentMonth
504	59	55
<b>IEP</b>		
IEP	SameMonthPriorYear	CurrentMonth
IEP	212	274
<b>Gifted</b>	<b>3%</b>	<b>Plan504</b>
<b>3%</b>		<b>3%</b>
<b>IEP</b>	<b>15%</b>	<b>Not in Special Population</b>
		<b>79%</b>

<b>Primary Language</b>		
Home Language	SameMonthPriorYear	CurrentMonth
English	1470	1552
Spanish	54	85
Russian	6	8
Arabic	48	58
Urdu	6	4
Another Language	64	87
No Language Reported	7	3

<b>Ethnicity</b>		
Ethnicity	SameMonthPriorYear	CurrentMonth
Hispanic or Latino	475	559
Not Hispanic or Latino	1180	1238

<b>Distinct Race/Ethnicity</b>		
Distinct Race/Ethnicity	SameMonthPriorYear	CurrentMonth
American Indian or Alaskan Native	16	14
Asian	188	203
Black/African American	201	224
Hispanic or Latino	475	559
Multiple Races	207	197
Native Hawaiian or Other Pacific Islander	23	19
White	545	581

<b>Race</b>		
Race	SameMonthPriorYear	CurrentMonth
American Indian or Alaskan Native	158	148
Asian	305	324
Black/African American	392	415
Native Hawaiian or Other Pacific Islander	87	86
White	1072	1158

<b>Household FARM Eligibility</b>		
HouseholdFARMEligibility	SameMonthPriorYear	CurrentMonth
Applied Does Not Qualify	484	
Applied-Does not qualify	156	310
Bad override	6	
Family Reported-Does not qualify	212	378
Qualifies for free	258	478
Qualifies for reduced	47	132
Refused to report	336	343

<b>Prior Schooling</b>		
Prior Schooling	SameMonthPriorYear	CurrentMonth
Charter School (Public)	147	104
Home School	108	81
No Prior School	70	63
Online (Virtual) Public School	181	133
Private/Parochial School	78	52
Public School	865	597
Prior Schooling Not Reported	206	767



**California Connections Academy Northern Califo...**  
**September 30, 2022**

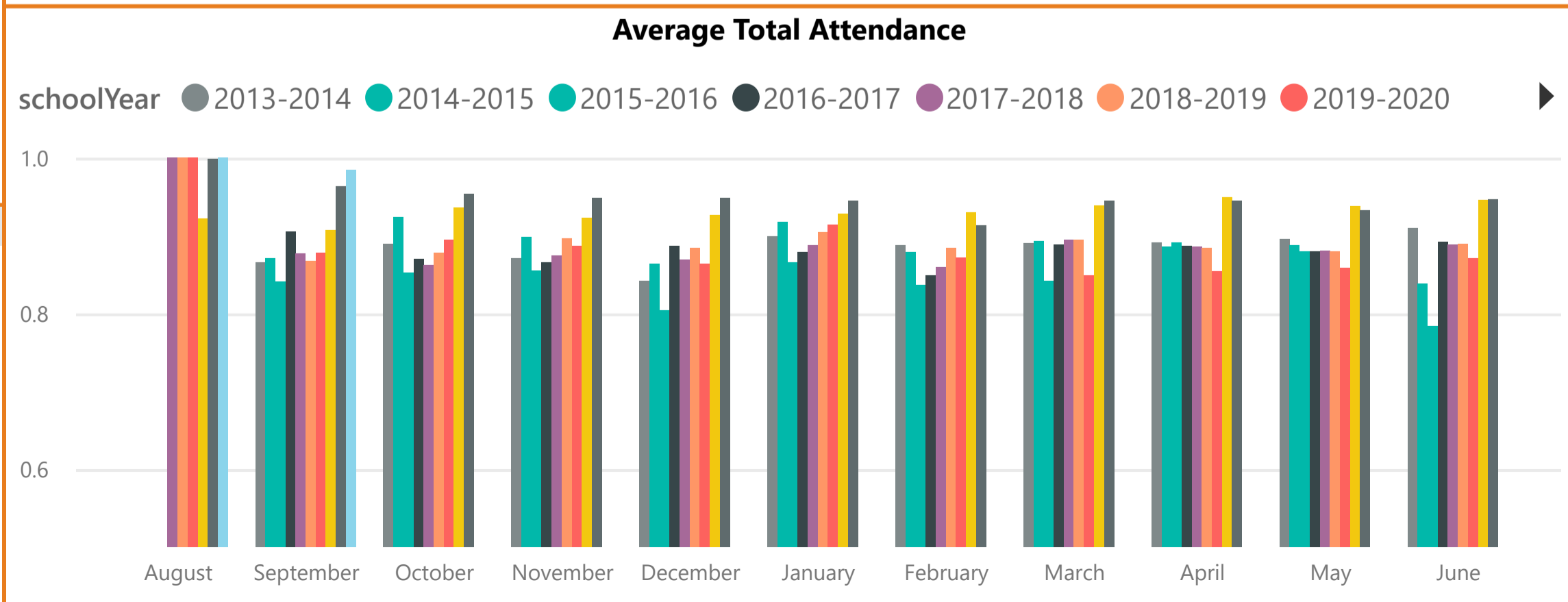
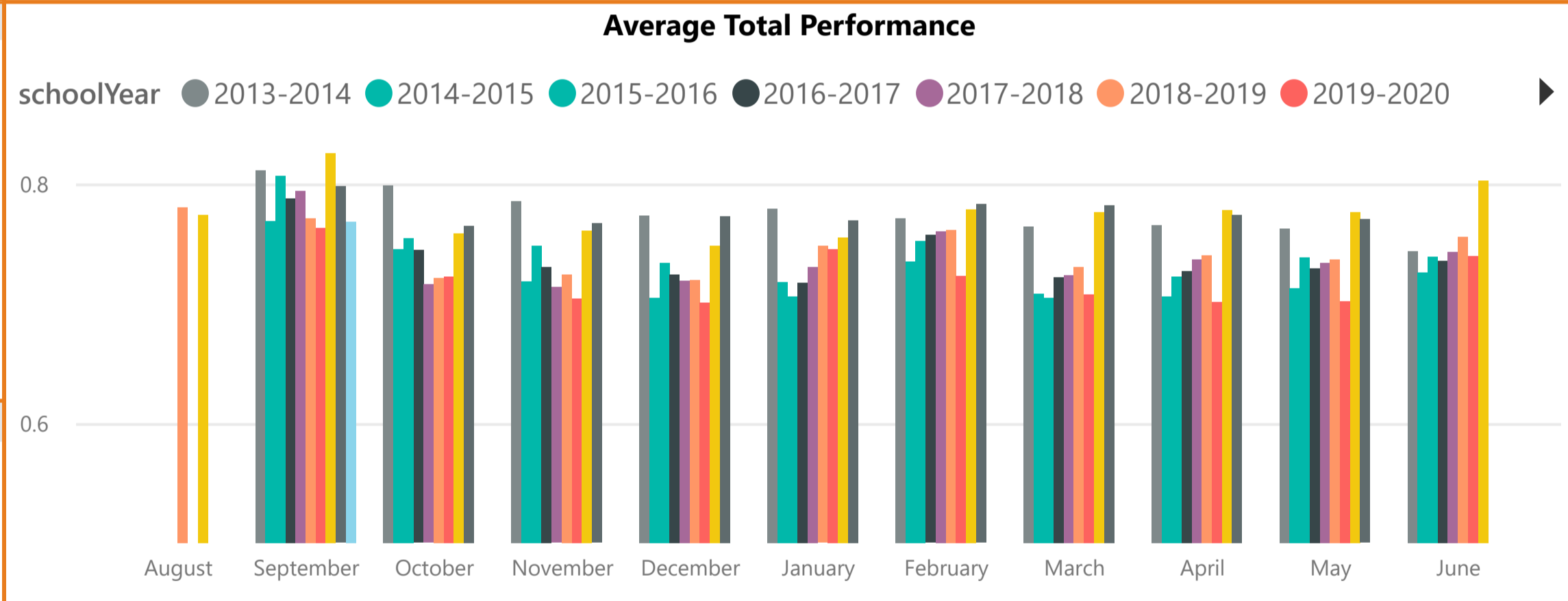
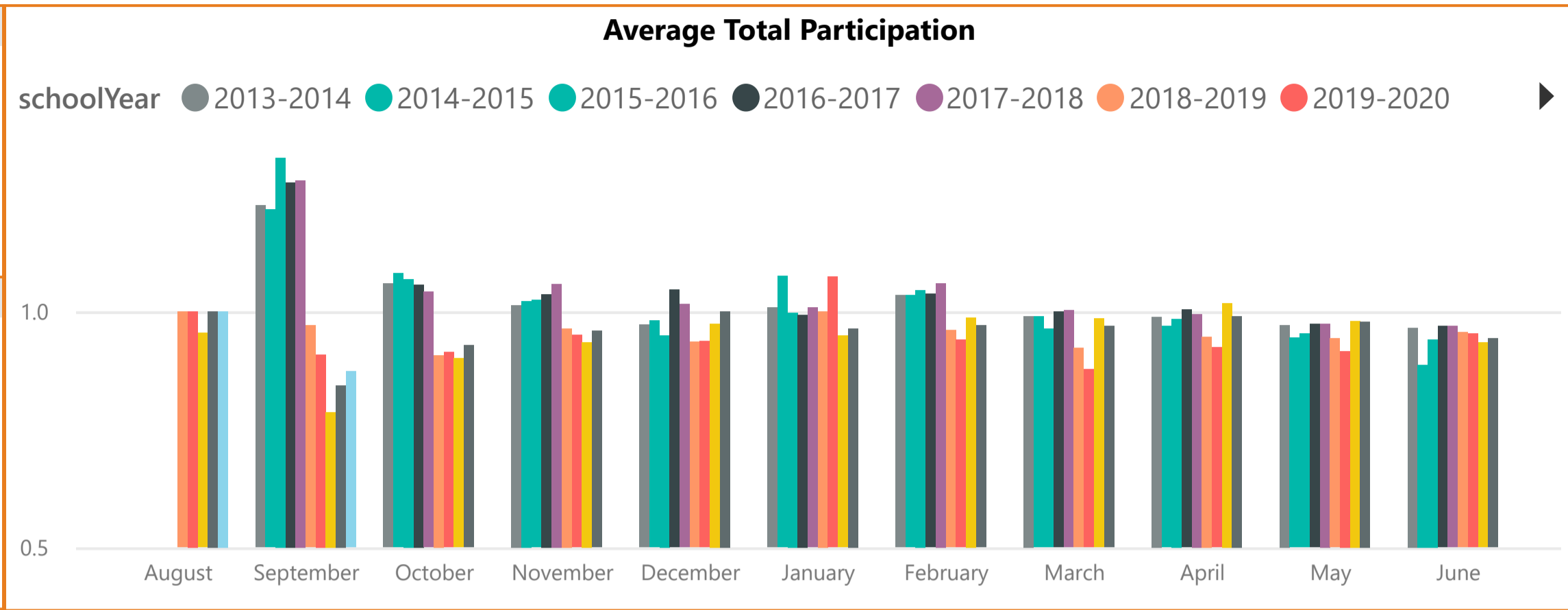
<b>Contacts Per Week</b>		
ContactsPerWeekWithoutWebMail	SameMonthPriorYear	CurrentMonth
Met	1629	1742
Not Met	26	53

<b>Attendance Status</b>		
AttendanceStatusAutomated	SameMonthPriorYear	CurrentMonth
Alarm	349	263
Approaching Alarm	210	203
Exempt	3	4
On Track	1093	1327

<b>Average Participation</b>		
GradeDistribution	SameMonthPriorYear	CurrentMonth
PK-2	81%	84%
3-5	85%	86%
6-8	96%	95%
9-12	79%	84%
<b>Total</b>	<b>84%</b>	<b>87%</b>

<b>Average Performance</b>		
GradeDistribution	SameMonthPriorYear	CurrentMonth
PK-2	92%	91%
3-5	84%	87%
6-8	81%	75%
9-12	74%	70%
<b>Total</b>	<b>80%</b>	<b>77%</b>

<b>Average Attendance</b>		
GradeDistribution	SameMonthPriorYear	CurrentMonth
PK-2	97%	104%
3-5	100%	103%
6-8	99%	101%
9-12	94%	94%
<b>Total</b>	<b>96%</b>	<b>98%</b>





**Principals' Report**  
**California Connections Academy Schools**  
**2022-23**

**Month for Report: October**  
**Enrollment Update**

DATA as of October 11, 2022

	SoCal	NorCal	Central Valley	North Bay	Central Coast	Monterey Bay	All CalCA
<b>Enrolled</b>	5240	1801	699	155	120	490	8505
<b>Approved</b>	37	26	9	0	1	5	78
<b>Pre-Approved</b>	1445	516	393	67	75	123	2619
<b>Applicant</b>	3733	1312	681	182	160	352	6486

**Field Trips/Festivals**

**Total Attendance\* for Recent Field Trips**

**\*Includes students, staff, adults, and non-CA students**

**9/22: Northern Fall Festival: 525 attendees**

**9/29: Southern Fall Festival: 1,363 attendees**

**10/6: Central Fall Festival: 304 attendees**



### **Recent Field Trips**

Northern Region - Monterey Bay, North Bay and Ripon

Central Region - Central and Central Coast

Southern Region - Southern California

### **Recent Virtual Field Trips**

10/4: A Cheeseburger's Journey Total: 16

10/14: Dinosaur's Roar!: 43

### **Upcoming Field Trips**

Northern Region - Monterey Bay, North Bay and Ripon

11/10: Caswell State Park

Central Region - Central and Central Coast

10/17: Vossler Farms

Southern Region - Southern California

11/10: Oak Glen Park

### **Upcoming Virtual Field Trips**

10/18: Portrait Detectives at the Smithsonian

10/28: The Greenville Zoo Presents Nightlife

10/31: South Carolina Aquarium - Spooky Skulls



## **Outreach Update**

September 23: High School student Neal Nayar appeared on [Good Morning America](#); he has mastered over 117 musical instruments and can sing in six different languages!

September 30th: Annual Fall School Advisory Committee Meeting took place with approximately 113 school employees and parents present.

October 5: Ten-year anniversary celebration of our Northern California school took place at the Ripon office in conjunction with the Ripon Chamber of Commerce. Over 30 people were in attendance including Dr. Savage and Dr. Romero, Congressman Josh Harder's representative, Briana Gonzalez, five of the school's original staff members: Than Short, Brandi Atilano, Kristen Hodges, Susan Bunnell and Amy Philips, CalCA School Board member Paul Hedrick, Ripon's Superintendent Dr. Ziggy Robeson, Ripon Unified School District Board President Dr. Kit Oase, Ripon Mayor Dean Uecker, County Supervisor Robert Rickman and Miss Ripon, Briley Perez!

## **On-going**

Prospective Family webinars: approximately 52 attendees have attended our recent September/October webinars. The remaining webinars for 2022 will take place at 5:00 pm on Tuesdays: October 25, November 1, November 29 and December 6.



CalCA private Facebook page for Caretakers has grown to over 1,280. CalCA public Facebook page: over 18,000 people now follow this page. Content has been updated to reflect Mental Health Awareness Day on October 10th featuring our school social worker and school psychologist as well as an ongoing focus on a variety of staff member and student successes.

## **SITE REPORTS**

### **Northern Region:**

**Kara Mannix, High School Principal**

**Site Administrator for Monterey Bay, North Bay, and Ripon**

The school year is well underway and going along swimmingly. The high school leadership staff has had a great deal of transition! With Dan's new position, we are happy to announce that long time HS team leader Ryan Dreifus has officially joined the administration team as our newest Assistant Principal. Since Ryan was in an interim role for Lauren Weed's leave, Brittany West has stepped in to finish out the remainder of Lauren's leave as our newest AP. Michele Rushing, the backbone of our Project Success program has also taken on a new role as Teacher on Special Assignment to oversee Project success. With all of those changes, we were also able to have additional team members step up to fill department leadership positions. We have so many amazing leaders on our team, and we are beyond lucky to have so many superstars stepping into new, bigger roles. Now that we are really settled into classes, students who are struggling are becoming more obvious. Our "Progress Monitoring" process is also in full swing, providing proactive team support for students who are struggling. Our teachers are incredibly dedicated, compassionate, and creative in working with each individual student to help them succeed. What an awesome team we have!



**Central Region:**  
**Marcus White, Elementary Principal**  
**Site Administrator for Central and Central Coast**

Greetings from Elementary,

We have wrapped up three amazing Fall Festivals. We had outstanding attendance at each and every one of our events. Our families were so grateful that we put these events on.

Additionally, we are wrapping up our synchronous assessments in elementary. The data we glean from these assessments helps drive our instruction, and support students. Finally, we are excited about the relationships we are building with our students. These relationships are a cornerstone of our program and allow us to really support students both academically and socially.

**Southern Region:**  
**Heather Tamayo, Middle School Principal**  
**Site Administrator of Southern California**

The school year is most definitely up and running. Middle school continues to offer many synchronous LiveLesson offerings weekly, so that students are able to connect with their teachers in real-time, and better understand, ask questions of the content. Teachers continue to prioritize relationship building with our families, with a contact rate of over 96%, thus far. Our AVID program is flourishing under the leadership of Tracy Pinckney, serving approximately seventy-five students who we support across the finish line of high school. This is our eighth year serving this population, through AVID, and we could not be more proud of the work that has been done, and the evolution of our virtual implementation of the program.. The future is bright!

# CALIFORNIA CONNECTIONS ACADEMY SCHOOLS

Governed by California Online Public Schools

## FINANCIAL REPORT

Submitted for October, 2022

TO: Board of Directors

FROM: LaChelle Carter, Director of Finance

RE: Written Financial Report for CalCA Schools

DATE: October 24, 2022

### BACKGROUND

*This written update will be prepared for each board meeting in order to facilitate the flow of the board meeting by reducing the need for verbal reports. Board members are expected to review the written report which is part of their board packet. Questions or comments about anything in the report, or other related matters, are welcomed during the board meeting. In addition, board members can reach out with questions prior to the board meeting if needed.*

*If additional information comes up between the time the written report is submitted and the board meeting date, it will be provided verbally. This report will include information for all CalCA schools, and board members are reminded that they now have fiduciary responsibility for all schools the corporation operates.*

### FINANCIAL ITEMS:

#### ***Monthly Financial Reports:***

Previously, financials were reported through August 2022. The financial reports for September are included in this board package and bring the board up-to-date on the fiscal status of California Online Public Schools (CalOPS) and its charter schools through September for the 2022-23 school.

#### **Consolidated Financial Report:**

The consolidated financial report shows the overall fiscal picture for the California Online Public Schools (CalOPS) Corporation. This corporation encompasses California Connections Academy: Southern

California, Central, Northern California, North Bay, Central Coast and Monterey Bay. This report has been reviewed and summarized below.

**Revenue**-California Online Public Schools are eligible for local, state and federal funding with the exception of Central Coast and Monterey Bay who are not yet eligible for federal funding under a “schoolwide basis”, based on the fact that the number of students enrolled that meet the FREE or REDUCED lunch income requirements is still lower than 40%.

As for most charter schools, our largest source of revenue is the Local Control Funding Formula (LCFF), which are unrestricted funds received through three channels, with the three elements known as the Principal Apportionment/State Aid, In-lieu of Property Taxes and Education Protection Account.

Our current federal funding includes:

- **ERMHS**- Funds apportioned to special education based primarily on a reimbursement model, with a cap per student. The purpose of these funds are to provide educational mental-health related services for students with or without an individualized education program(IEP), including out-of-home residential services for emotionally disturbed pupils. Some of these funds are state and some are federal. For the 2022-23 school year, the SELPA has moved to a new model which will simplify the way these funds are handled. These funds are now being paid based on the schools’ ADA on a monthly basis and no longer require additional reporting to receive funds.
- **Title I**- Revenue is to ensure all children have a fair, equal, and significant opportunity to obtain a high-quality education and reach minimum proficiency.
- **Title II**- Money to help increase the academic achievement of all students by funding programs that improve teacher and principal quality through professional development and other activities, and providing low-income and minority students greater access to effective teachers, principals, and other school leaders.
- **Title IV**- Designed to fund efforts that improve students’ academic achievement through the operation of well-rounded educational programs, improvement of school conditions, health and safety initiatives, and improvement of technology and digital literacy.
- **IDEA**- Federal funding allocated for special education and related services. Based on special education enrollment totals along with enrollment and low income students considered in poverty counts.
- **ESSER III**- Funding for schools to help with expenses and the financial implications of COVID-19, particularly expanded learning opportunities, learning support tools and resources, and staff training. Expires in September 2024. *These funds are starting to be used this year. Some of the areas this revenue will be allocated to are staffing to address concerns related to COVID-19, COVID-19 testing and prevention supplies.*

Our current state funding includes:

- **LCFF State Aid**-monthly payments made to schools based on grade span counts and special populations such as English Language Learners, free and reduced lunch, foster



and homeless counts. This is a large part of the school's revenue and consistent cash flow.

- LCFF Education Protection Account- funding provided to schools for general purpose state aid. These funds must be spent on instructional rather than administrative costs.
- Mandate Block Grant Reimbursement- restricted funding based on a formula using average daily attendance and designed to offset costs that schools spend on state mandated programs such as state testing.
- Educator Effectiveness Block Grant- One time funding to provide professional learning for teachers, administrators, paraprofessionals, and classified staff in order to promote educator equity, quality, and effectiveness. These funds will be expended in accordance with the adopted plan over several years.

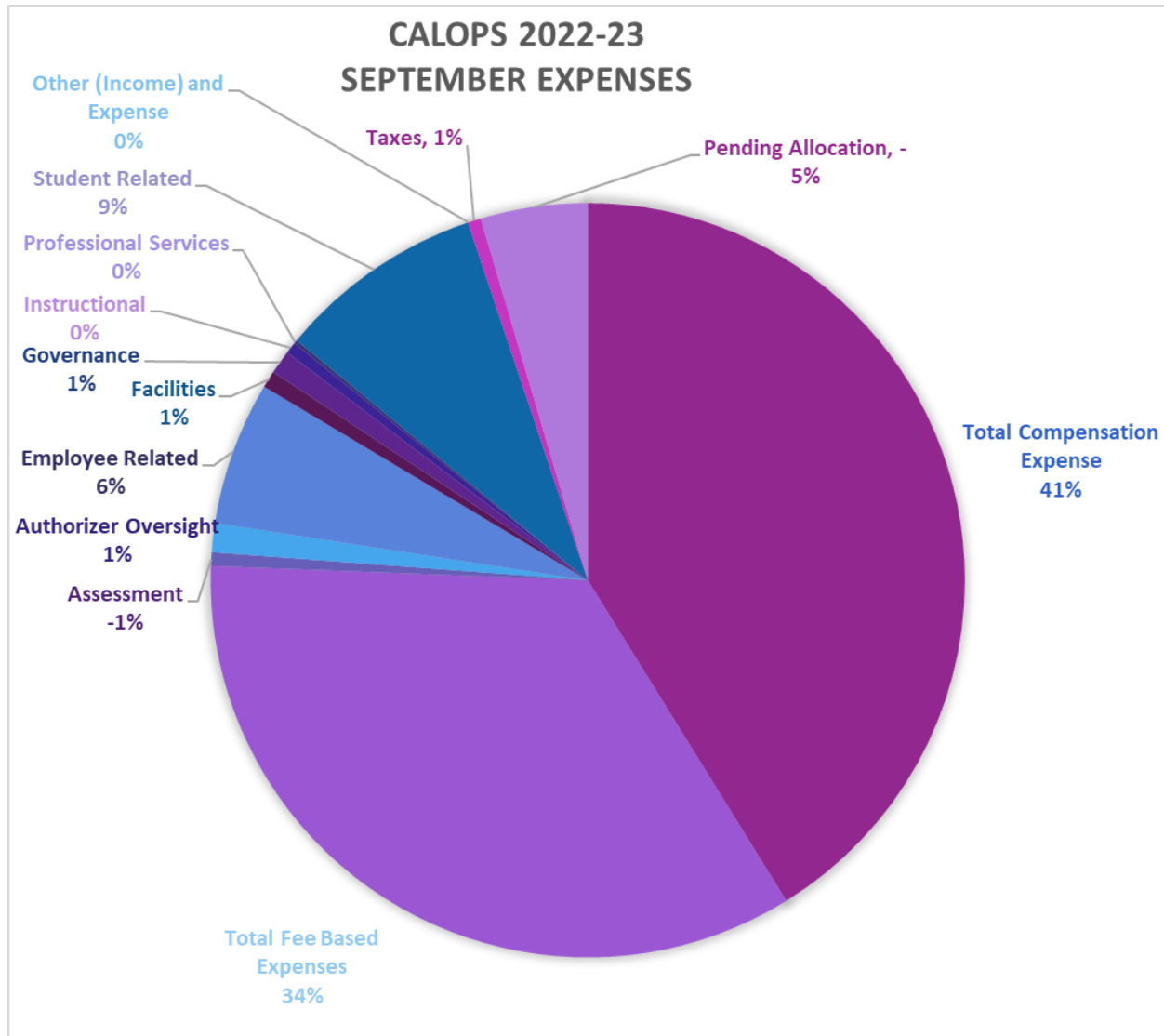
Our current local funding includes:

- LCFF Property Tax- The portion of taxes collected by the authorizing school district that must be transferred to the charter school serving that geographic location for the students that reside in that geographic location.
- Lottery- Quarterly payments, based on prior year average daily attendance. Funding is divided into restricted and unrestricted funds and must always be used exclusively for the education of students and can include instructional materials.
- E-RATE- Funding to assist with affordable high speed internet access and telecommunication services.

In the month of September, the schools received \$10,515,466 in revenue, which is about 10% of the anticipated \$105,152,925 expected for the year. Please note yearly allocations can change throughout the year based on recalculations of enrollment and adjustments from the funding source.

**Expenses-** Expenditures for September totaled \$7,507,045 which puts our year to date spending at 18% of what is budgeted. Our biggest expenses were Employee Related and Governance, this is largely due recent and upcoming professional development that our staff have been encouraged to engage in this year and annual memberships that are typically paid at the beginning of the school year.

Below is a chart illustrating the usage of funds in October.

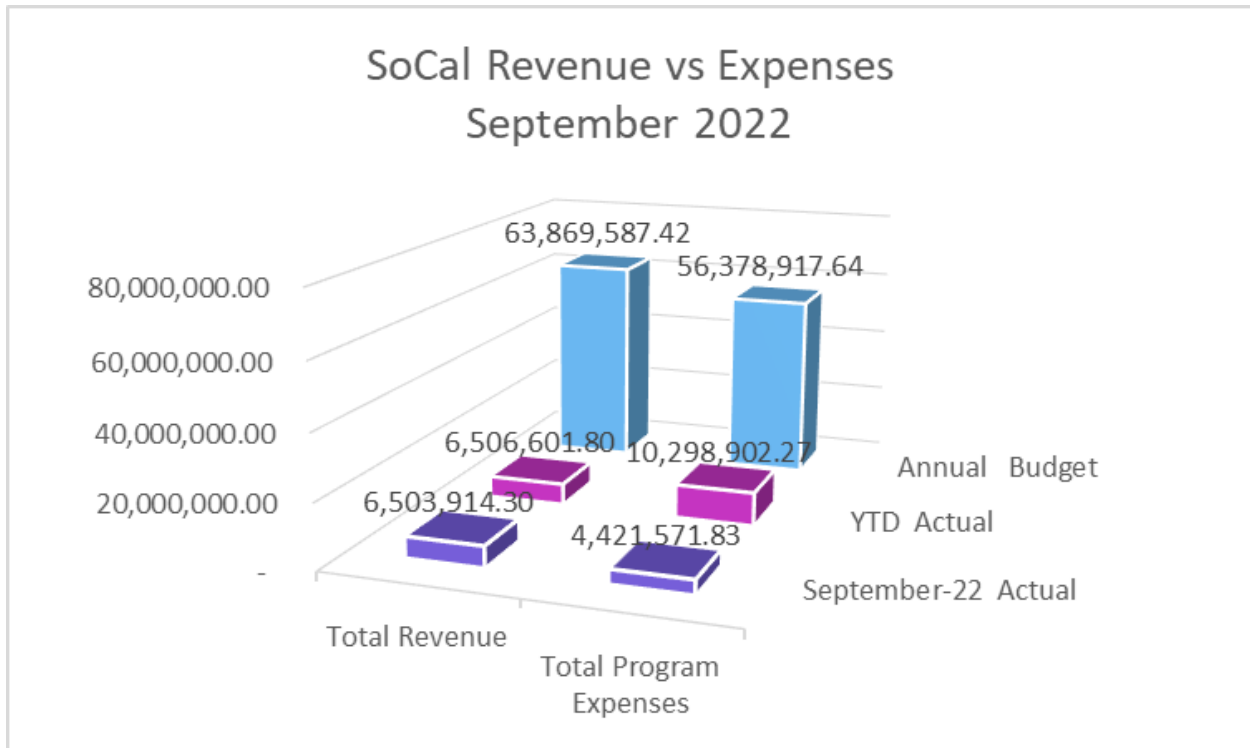


**Balance Sheet:** The cash balance in all of our accounts at the August close was approximately \$27,019,024. The schools are preparing to resolve the outstanding balances between the schools to Pearson Virtual Schools (PVS) for invoices from July-Sept. All payments will be reflected in next month's financial reports. Once these payments are processed, the school's cash balance will still be around \$15,000,000. The next round of payments resolving 'Due Tos' is planned for the end of December 2022.

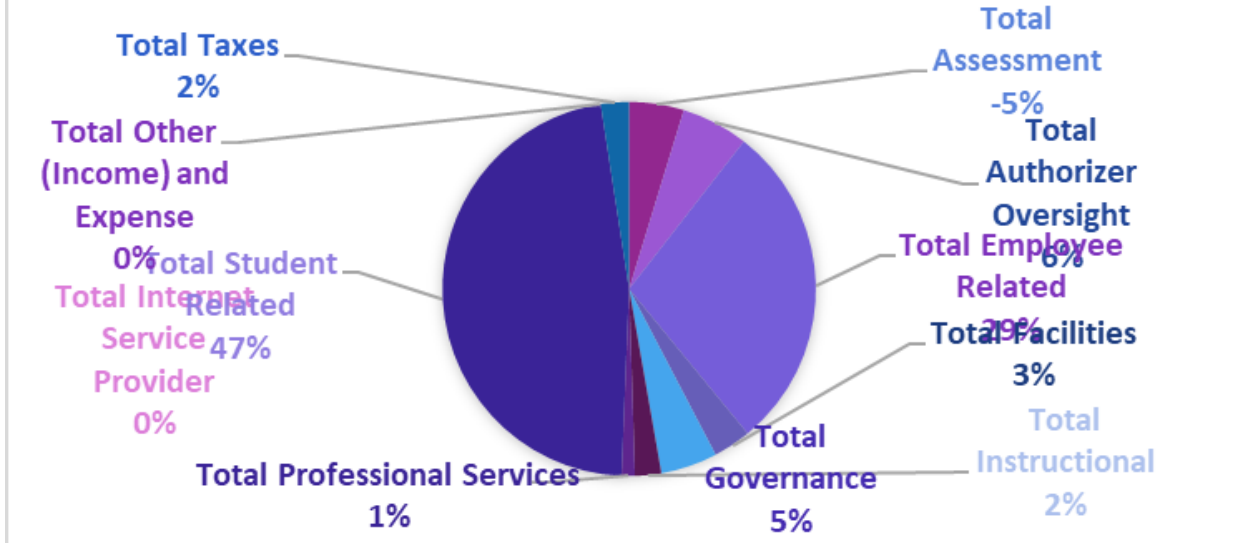
In addition, district oversight and property tax have been reconciled for all schools using the Charter School LCFF Calculator in an effort to resolve all outstanding Account Payables and Account Receivables between each of our schools and their authorizing districts. All districts have been responsive and we believe that all monies due and owed for these purposes will be resolved and reflected on the next financial statements provided to the board in December.

**Schools' Summary:**

**SoCal-** In September, SoCal received local and state funding that included LCFF State Aid, LCFF EPA, LCFF Property Tax, Lottery, Mandated Cost Grant, SpED State and SPED ERMHS. As it relates to expenses, professional development is high but still under budget. Other areas that are high due to the cost being expensed earlier in the year include Accreditation, Dues-Schools and Insurance expenses. Overall, they have received less than 10% of their 22-23 revenue and have paid expenses that equal 20% of what is budgeted.

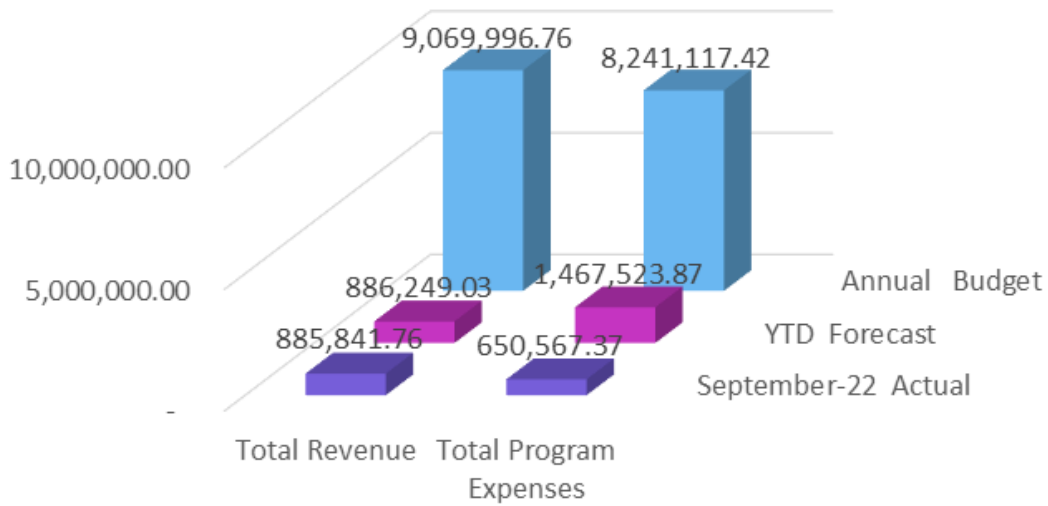


## SOCAL EXPENSES SEPTEMBER 2022

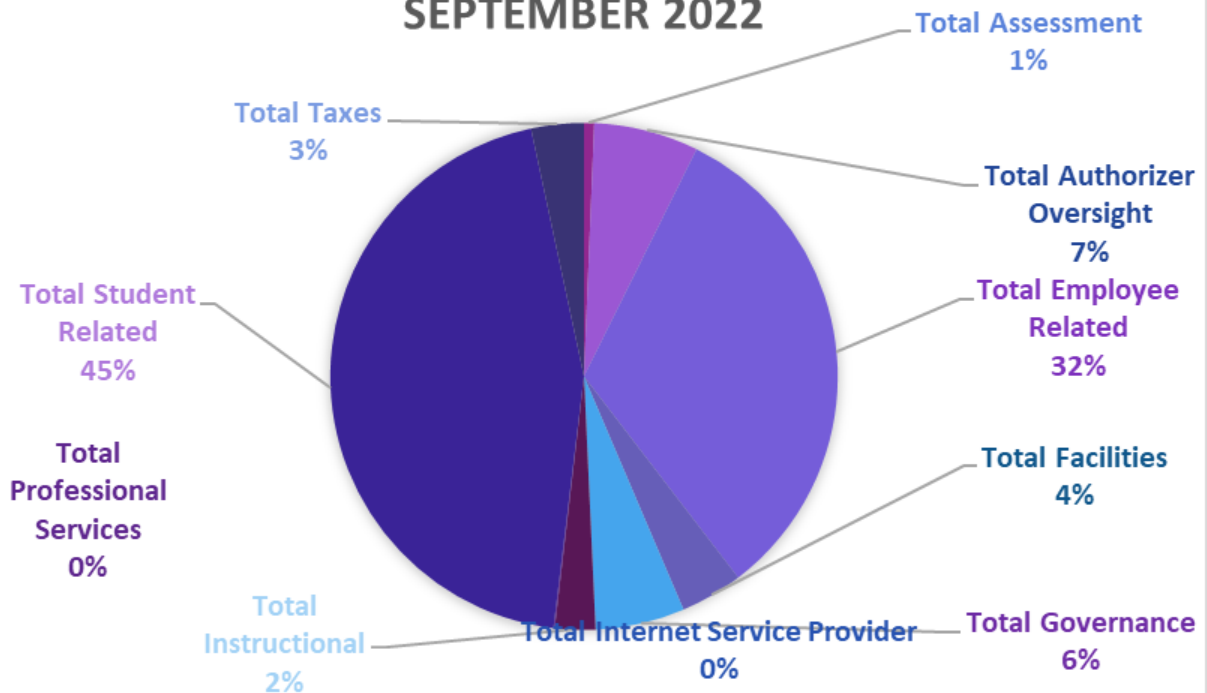


**Central Valley-** The revenue received by this school in September included: LCFF State Aid, LCFF EPA, Lottery, Mandate Cost Grant, LCFF Property Tax , and SpED State. For this school in particular, higher cost areas include Professional Development, School and Staff Dues and Insurance expenses, which is what you will see for all the schools.

# Central Valley Revenue vs Expenses September 2022

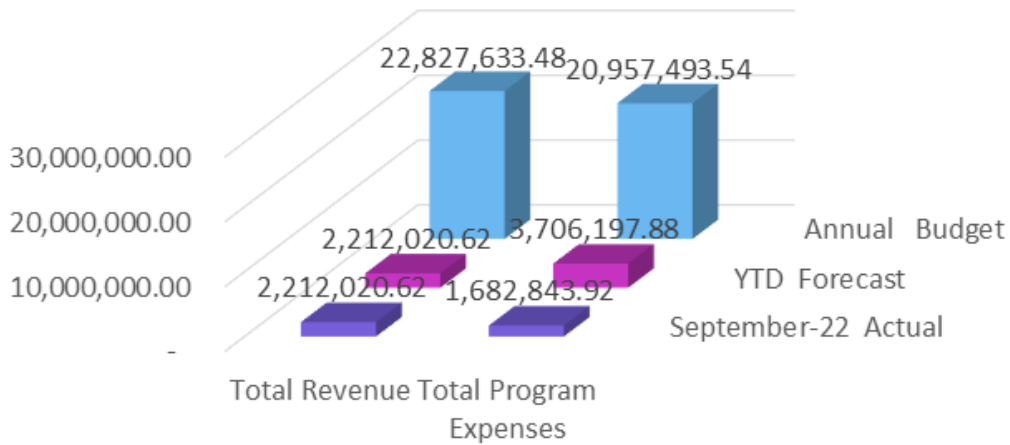


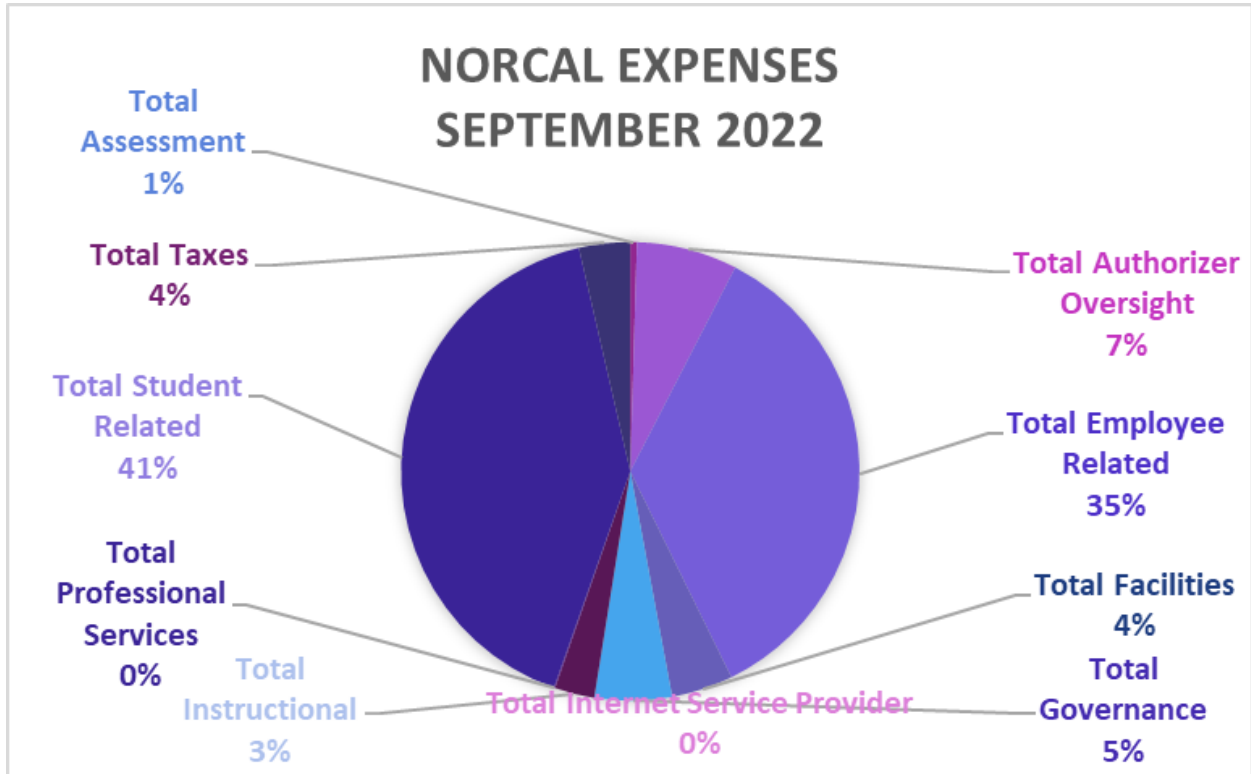
## CENTRAL VALLEY EXPENSES SEPTEMBER 2022



**NorCal-** The revenue received by this school in September included: LCFF State Aid, LCFF EPA, Lottery, Mandate Cost Grant, LCFF Property Tax , and SpED State. This school’s high spending areas in September were Professional Development, School and Staff Dues and Insurance expenses. In addition, Aeries cost increases therefore the amount spent is slightly over budget. Overall for the year, Student Related remains one of our highest spending areas due to graduation and special education expenses.

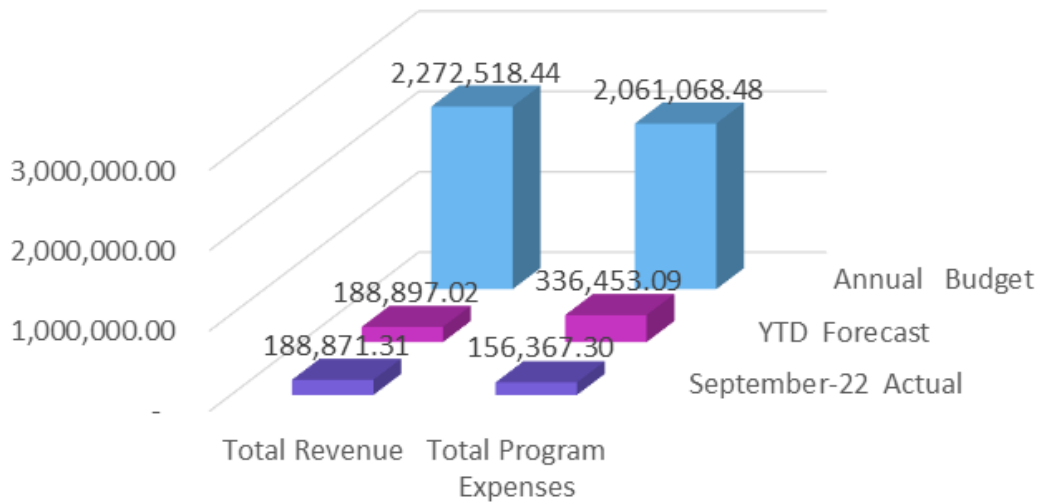
## NorCal Revenue vs Expenses September 2022



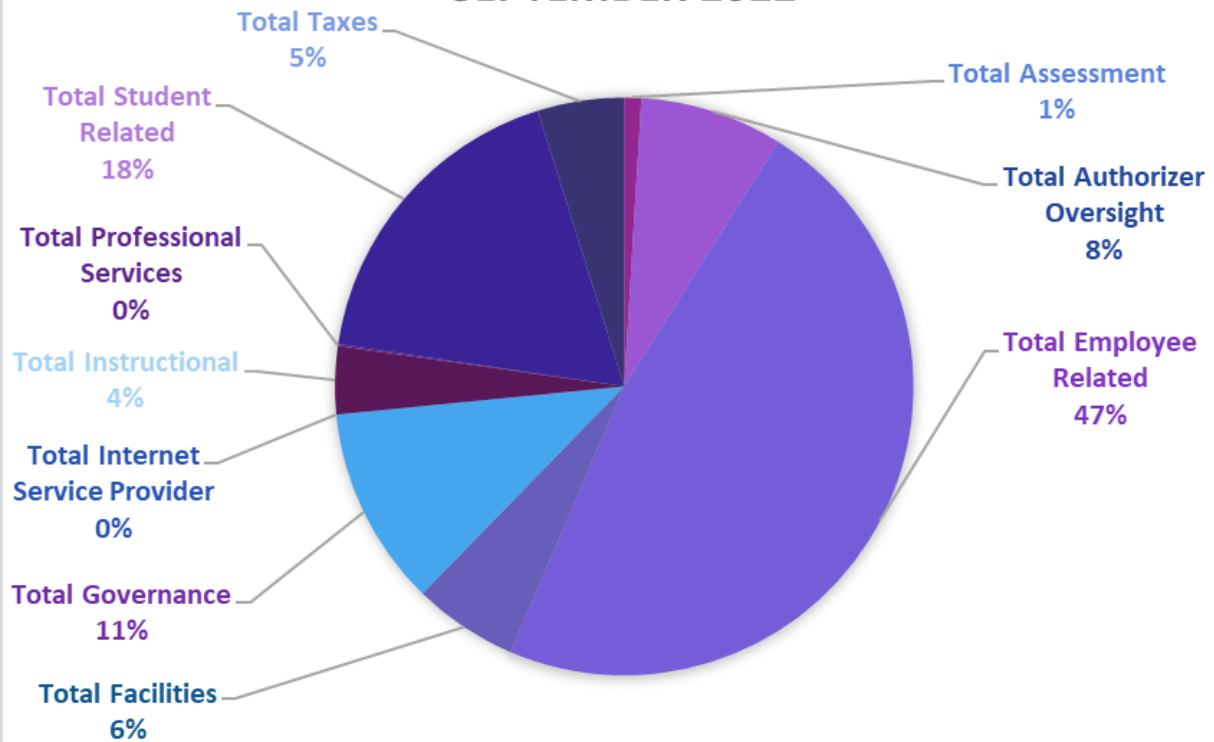


**North Bay**-The revenue received by this school in September included: LCFF State Aid, LCFF EPA, Lottery, Mandate Cost Grant, LCFF Property Tax , and SpED State. This school's high spending areas in September included Professional Development, School and Staff Dues and Insurance expenses. There are a couple areas where cost is lower for this school but high for other schools so we will be reviewing the original charge to make sure the amounts were applied to the correct schools. These areas include Accreditation, Aeries, and school Dues.

## North Bay Revenue vs Expenses September 2022

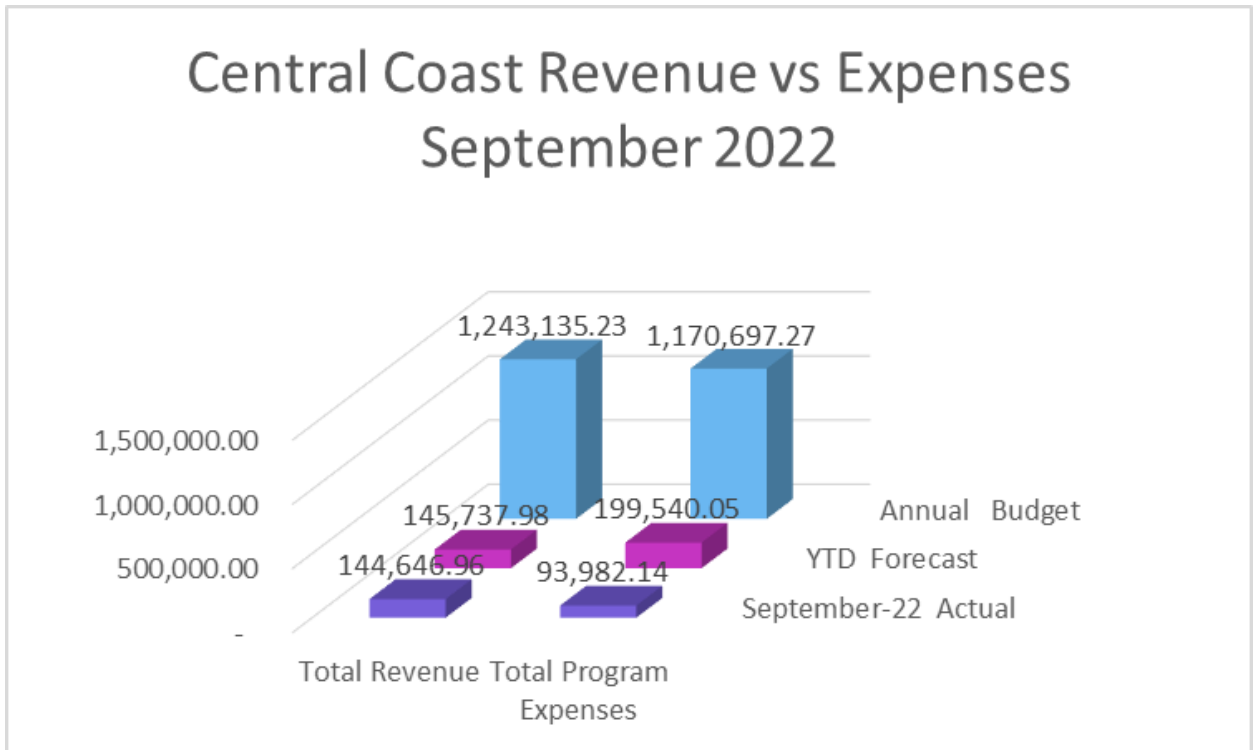


## NORTH BAY EXPENSES SEPTEMBER 2022

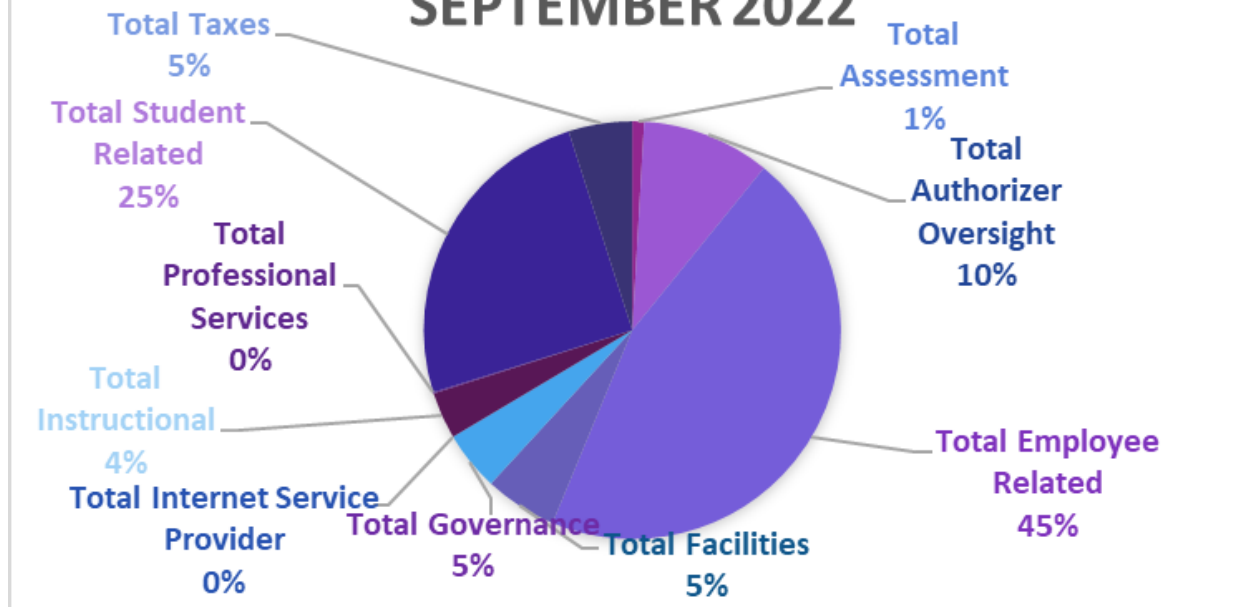




**Central Coast**-The revenue received by this school in September included: LCFF State Aid, LCFF EPA, Lottery, Mandate Cost Grant, LCFF Property Tax , and SpED State. Like the other schools, Central Coast’s high spending areas in September were Professional Development, School and Staff Dues and Insurance expenses. Additionally, due to the impact of some shared expenses to this smaller budget school additional high spending is seen for office supplies, storage rental and other school contracted services.

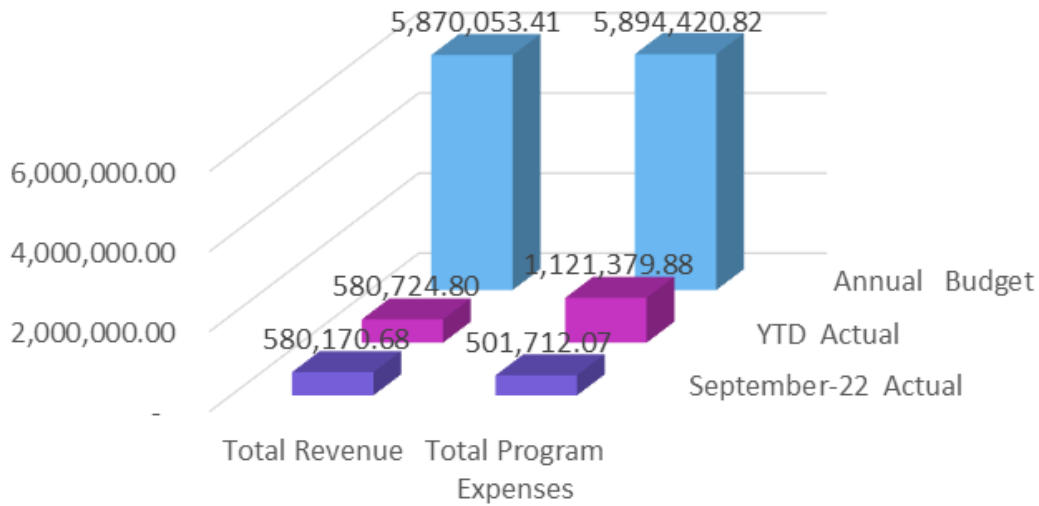


## CENTRAL COAST EXPENSES SEPTEMBER 2022

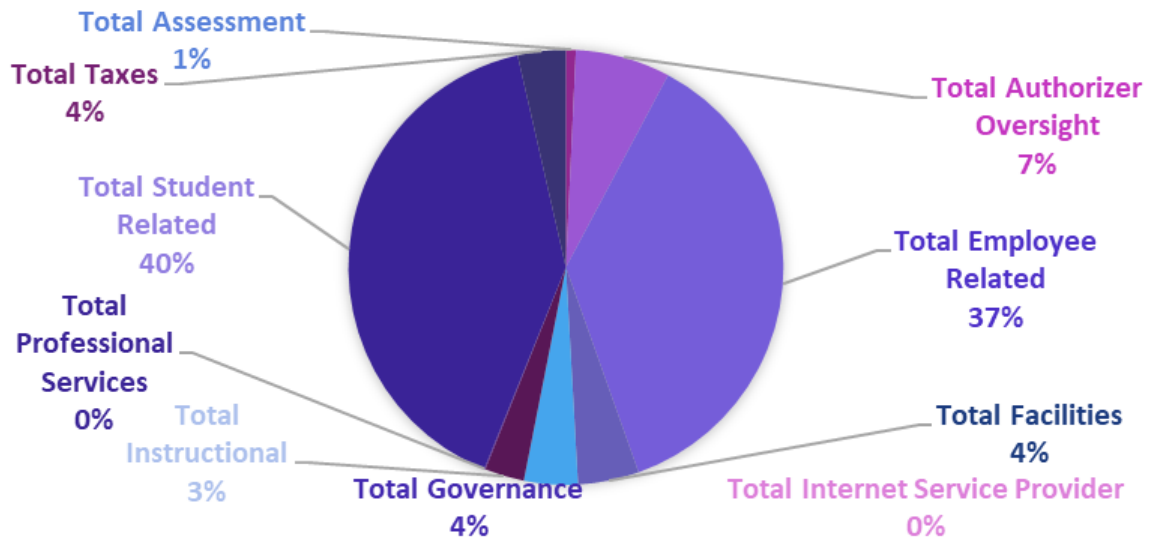


**Monterey Bay-** The revenue received by this school in September included: LCFF State Aid, LCFF EPA, Lottery, Mandate Cost Grant, LCFF Property Tax , and SpED State. Like the other schools, Central Coast’s high spending areas in September were Professional Development, School and Staff Dues and Insurance expenses. Additionally, due to the impact of some shared expenses to this smaller budget school additional high spending is seen for office supplies, storage rental and other school expenses.

## Monterey Bay Revenue vs Expenses September 2022



## MONTEREY BAY EXPENSES SEPTEMBER 2022



**Financial Reports:**

**Special Education:**

There were several reports required by the SELPA due in September however, due to system errors in their reporting platforms, reports are having to be submitted through other formats and extensions have been granted. Such reports include:

- 10/3 – ERMHS Level 3 NPS/RTC Budget
- 10/7 – Cash Advance Application (Optional)
- 10/18 – Lvl 3 NPS/RTC Expenditure Report
- 10/21 – ADA/Enrollment Report #1.

**Educator Effectiveness Funds Report:** Schools are to submit an annual expenditure and data report detailing expenditure information to the California Department of Education (CDE), including, but not limited to, specific purchases made and the number of teachers, administrators, paraprofessional educators or classified staff that received professional development. The annual expenditure and data reports are due on or before September 30 of each year.

Reports were submitted on time.

**Special Education Service Contracts Update:**

No additional providers have been added, but we plan on adding a couple next month due to the needs of our families.

**Audit:**

We are currently in the middle of our audit which is kicked off with an in-person visit on October 12th. This will be a Single Audit, required for federal funds. The focus will be on Title I funding. They are also testing ESSER expenditures. We should have the final audit report back early December and will present it to the board at that time.

**Budget Revision:**

CalCA included a copy of the revised budget in the board package. Updates to the original budget included added revenue allocations passed down from federal, state and local funding agents as well as a staff retention bonus. We do foresee needing another budget revision in January, as we did last year.

**California Online Public Schools  
Revenue and Expense Statement  
For the Period Ended September 30, 2022**

	September-22 Actual	YTD Actual	Annual Forecast	Annual Budget	Forecast vs Budget
<b>Enrollment</b>					
ADM			8,276	8,341	(65)
Total Enrollment			10,908	11,491	(583)
Funded Enrollment			7,964	8,204	(240)
<b>Revenue</b>					
State Funding	5,337,533.49	5,337,533.49	51,615,458.18	49,289,756.50	2,325,701.68
Federal & Other Program Funding	-	-	7,835,692.97	7,800,951.97	34,741.00
Local Aid	5,173,507.14	5,173,507.14	49,012,173.00	48,041,516.27	970,656.73
Other Funding Sources	4,425.00	9,190.62	20,754.12	20,700.00	54.12
<b>Total Revenue</b>	<b>10,515,465.63</b>	<b>10,520,231.25</b>	<b>108,484,078.27</b>	<b>105,152,924.74</b>	<b>3,331,153.53</b>
<b>Program Expenses</b>					
<b>Compensation Expense</b>					
Administration Staff	507,953.95	1,462,870.07	6,261,133.32	6,296,100.42	34,967.10
Instructional Staff	2,937,969.72	3,769,594.00	36,399,204.57	35,864,836.17	(534,368.40)
<b>Total Compensation Expense</b>	<b>3,445,923.67</b>	<b>5,232,464.07</b>	<b>42,660,337.89</b>	<b>42,160,936.59</b>	<b>(499,401.30)</b>
<b>Fee Based Expenses</b>					
Enrollment/Unit Based Fees	2,188,444.71	6,494,296.03	26,977,481.12	29,047,044.66	2,069,563.54
Revenue Based Fees	693,519.02	2,080,557.01	8,548,869.98	8,322,228.08	(226,641.90)
<b>Total Fee Based Expenses</b>	<b>2,881,963.73</b>	<b>8,574,853.04</b>	<b>35,526,351.10</b>	<b>37,369,272.74</b>	<b>1,842,921.64</b>
<b>Other School Expenses</b>					
Assessment	(48,358.64)	25,279.78	1,313,683.70	1,278,276.42	(35,407.28)
Authorizer Oversight	104,116.72	302,943.59	1,239,994.15	1,192,961.42	(47,032.73)
Employee Related	515,058.75	736,002.29	1,420,227.65	1,420,227.65	-
Facilities	60,947.19	165,422.61	1,228,429.35	1,228,429.35	-
Governance	85,052.70	129,675.17	189,933.37	190,124.80	191.43
Internet Service Provider	-	-	443,795.94	443,795.94	-
Instructional	41,035.80	208,157.91	883,333.40	883,333.40	-
Professional Services	12,922.61	137,818.81	612,180.95	611,679.51	(501.44)
Student Related	744,007.67	1,387,592.03	6,812,606.94	6,812,606.94	-
Other (Income) and Expense	-	(84,581.00)	(84,581.00)	-	84,581.00
Taxes	47,442.03	142,954.32	520,107.94	578,454.43	58,346.49
Pending Allocation	(383,067.59)	171,414.43	-	-	-
<b>Total Other School Expenses</b>	<b>1,179,157.24</b>	<b>3,322,679.94</b>	<b>14,579,712.39</b>	<b>14,639,889.86</b>	<b>60,177.47</b>
<b>Adjustments and Credits</b>					
Discretionary Service Credit	-	-	-	-	-
<b>Total Adjustments and Credits</b>	<b>-</b>	<b>-</b>	<b>-</b>	<b>-</b>	<b>-</b>
<b>Total Program Expenses</b>	<b>7,507,044.64</b>	<b>17,129,997.05</b>	<b>92,766,401.38</b>	<b>94,170,099.19</b>	<b>1,403,697.81</b>
<b>Net Increase (Decrease)</b>	<b>3,008,420.99</b>	<b>(6,609,765.80)</b>	<b>15,717,676.88</b>	<b>10,982,825.55</b>	<b>4,734,851.33</b>
<b>Beginning fund balance</b>	<b>13,435,187.67</b>	<b>14,251,736.90</b>	<b>14,251,736.90</b>	<b>12,272,681.06</b>	
<b>Ending fund balance</b>	<b>16,443,608.65</b>	<b>7,641,971.10</b>	<b>29,969,413.78</b>	<b>20,650,941.46</b>	

**California Online Public Schools  
Balance Sheet  
September 30, 2022**

**ASSETS**

**Cash and Short Term Investments:**

Checking	\$	577,460.66
Payroll		2,070,149.76
CALOPS - Operating		3,248,442.38
CALOPS - Holding		15,211,489.75
Savings - CALOPS		3,305,244.90
State Holding Account		202,925.39
OCDE Cash Account		2,402,840.15
Petty Cash		470.75

<b>Total Cash and Short Term Investments</b>	<b>27,019,023.74</b>
--	----------------------

**Other Current Assets:**

Pupil Funding	(1,470,611.04)
SPED Funding State	(67,309.28)
Other State Receivables	(312,712.24)
Federal Programs	712,941.00
Due from CalOPS Schools	(0.01)
Chase-JP Morgan Receivable	3,030.00
Prepaid Expenses	236,555.89

<b>Total Other Current Assets</b>	<b>(898,105.68)</b>
-----------------------------------	---------------------

<b>Total Current Assets</b>	<b>26,120,918.06</b>
-----------------------------	----------------------

**Fixed Assets:**

Office Equipment - Shelving System	32,521.50
Accumulated Depreciation	(8,311.22)

<b>Net Fixed Assets</b>	<b>24,210.28</b>
-------------------------	------------------

**Other Assets:**

Deposits	20,387.30
----------	-----------

<b>Total Other Assets</b>	<b>20,387.30</b>
---------------------------	------------------

<b>Total Assets</b>	<b>\$ 26,165,515.64</b>
---------------------	-------------------------

**California Online Public Schools  
Balance Sheet  
September 30, 2022**

**LIABILITIES**

**Current Liabilities:**

Due to (from) Pearson Online and Blended Learning	\$	12,093,933.32
CalOPS Payroll Liability		30,704.12
CalOPS Pass Through Expense Liability		6,395.82
Pension Payable		745,985.53
Accrued Expenses		39,638.81
Accrued Credit Card Expenses		171,414.43
Deferred Rent		41,840.00
Deferred Revenue		1,897,595.45
Accounts Payable		3,496,037.06

**Total Current Liabilities**

**18,523,544.54**

**Total Liabilities**

**18,523,544.54**

**FUND BALANCE**

Beginning Fund Balance	14,251,736.90
Change in Fund Balance	(6,609,765.80)

**Ending Fund Balance**

**7,641,971.10**

**Total Liabilities and Fund Balance**

**\$**

**26,165,515.64**

=====

**California Connections Academy Central Coast  
Revenue and Expense Statement  
For the Period Ended September 30, 2022**

	September-22 Actual	YTD Forecast	Annual Forecast	Annual Budget	Forecast vs Budget \$	Forecast vs Budget %
<b>Forecasted Enrollment</b>						
Forecasted ADM			117	104	12.81	12.29%
Forecasted Total Enrollment			159	154	5.70	3.74%
Forecasted Funded Enrollment			111	104	6.86	6.58%
<b>Revenue</b>						
State Funding	65,900.92	65,900.92	655,596.81	389,812.34	265,784.47	68.18%
Federal & Other Program Funding	-	-	9,550.00	9,550.00	-	0.00%
Local Aid	78,683.33	78,683.33	745,421.00	843,272.89	(97,851.89)	-11.60%
Other Funding Sources	62.71	1,153.73	500.00	500.00	-	0.00%
<b>Total Revenue</b>	<b>144,646.96</b>	<b>145,737.98</b>	<b>1,411,067.81</b>	<b>1,243,135.23</b>	<b>167,932.58</b>	<b>13.51%</b>
<b>Program Expenses</b>						
<b>Compensation Expense</b>						
Administration Staff	6,348.64	18,283.62	78,357.55	79,687.51	1,329.96	-1.67%
Instructional Staff	36,720.08	43,767.81	451,587.55	453,928.47	2,340.92	-0.52%
<b>Total Compensation Expense</b>	<b>43,068.72</b>	<b>62,051.43</b>	<b>529,945.10</b>	<b>533,615.98</b>	<b>3,670.88</b>	<b>0.69%</b>
<b>Fee Based Expenses</b>						
Enrollment/Unit Based Fees	28,537.52	84,651.51	373,313.44	359,174.01	(14,139.43)	3.94%
Revenue Based Fees	8,196.33	24,588.99	111,221.70	98,356.02	(12,865.68)	13.08%
<b>Total Fee Based Expenses</b>	<b>36,733.85</b>	<b>109,240.50</b>	<b>484,535.14</b>	<b>457,530.03</b>	<b>(27,005.11)</b>	<b>-5.90%</b>
<b>Other School Expenses</b>						
Assessment	128.80	185.02	11,671.59	11,671.59	-	0.00%
Authorizer Oversight	1,411.05	3,825.59	16,525.02	14,487.27	(2,037.75)	14.07%
Employee Related	6,437.44	9,198.88	17,750.65	17,750.65	-	0.00%
Facilities	794.26	2,100.05	15,144.24	15,144.24	-	0.00%
Governance	653.28	1,592.74	3,284.34	4,573.59	1,289.25	-28.19%
Internet Service Provider	-	-	4,692.39	4,692.39	-	0.00%
Instructional	512.88	2,586.52	11,040.30	11,040.30	-	0.00%
Professional Services	15.40	1,371.16	7,642.41	7,630.64	(11.77)	0.15%
Student Related	3,526.09	5,287.05	85,557.19	85,557.19	-	0.00%
Taxes	700.37	2,101.11	6,883.73	7,003.40	119.67	-1.71%
<b>Total Other School Expenses</b>	<b>14,179.57</b>	<b>28,248.12</b>	<b>180,191.87</b>	<b>179,551.26</b>	<b>(640.61)</b>	<b>-0.36%</b>
<b>Total Program Expenses</b>	<b>93,982.14</b>	<b>199,540.05</b>	<b>1,194,672.11</b>	<b>1,170,697.27</b>	<b>(23,974.84)</b>	<b>-2.05%</b>
<b>Net Increase (Decrease)</b>	<b>50,664.82</b>	<b>(53,802.07)</b>	<b>216,395.70</b>	<b>72,437.96</b>	<b>143,957.74</b>	
<b>Beginning fund balance</b>	<b>18,315.49</b>	<b>18,315.49</b>	<b>18,315.49</b>	<b>8,964.33</b>	<b>9,351.16</b>	
<b>Ending fund balance</b>	<b>68,980.31</b>	<b>(35,486.58)</b>	<b>234,711.19</b>	<b>81,402.29</b>	<b>153,308.90</b>	



**California Connections Academy Central Coast**  
**Balance Sheet**  
**September 30, 2022**

**ASSETS**

**Cash and Short Term Investments:**

Operating Account	\$	59,726.43
Holding Account		99,673.59
State Holding Account		202,925.39
		-----
<b>Total Cash and Short Term Investments</b>		<b>362,325.41</b>

**Other Current Assets:**

Pupil Funding	154,098.43	
SPED Funding State	(293.95)	
Other State Receivables	8,115.03	
Federal Programs	10,052.00	
Due from CalOPS Schools	(6,144.51)	
		-----
<b>Total Other Current Assets</b>	<b>165,827.00</b>	

<b>Total Current Assets</b>	<b>528,152.41</b>	
		-----

<b>Total Assets</b>	<b>\$</b>	<b>528,152.41</b>
		-----

**LIABILITIES**

**Current Liabilities:**

Due to (from) Pearson Online and Blended Learning	257,965.10	
CalOPS Payroll Liability	166,473.95	
CalOPS Pass-Through Expense Liability	62,709.05	
Accrued Expenses	0.87	
Deferred Rent	487.00	
Deferred Revenue	39,762.00	
Accounts Payable	36,241.02	
		-----
<b>Total Current Liabilities</b>	<b>563,638.99</b>	

<b>Total Liabilities</b>	<b>563,638.99</b>	
		-----

**FUND BALANCE**

Beginning Fund Balance	18,315.49	
Change in Fund Balance	(53,802.07)	
		-----

<b>Ending Fund Balance</b>	<b>(35,486.58)</b>	
		-----

<b>Total Liabilities and Fund Balance</b>	<b>\$</b>	<b>528,152.41</b>
		-----

**California Connections Academy Central Coast**  
**Schedule of Revenue**  
**For the Period Ended September 30, 2022**

<u>Revenue</u>	September-22 Actual	YTD Actual	Annual Forecast	Annual Budget	Forecast vs Budget
<b>State Funding</b>					
LCFF / General Purpose Block Grant - State	50,870.60	50,870.60	481,932.00	239,678.50	242,253.50
LCFF / General Purpose Block Grant - State EPA	2,345.66	2,345.66	22,222.00	20,850.00	1,372.00
Lottery	2,779.60	2,779.60	26,333.07	20,745.71	5,587.36
Mandated Cost Reimbursement	287.87	287.87	2,727.23	2,727.23	-
Special Education Pass through funds - State	9,617.19	9,617.19	91,110.21	74,538.60	16,571.61
A-G Completion Improvement Grant	-	-	1,297.00	1,297.00	-
Educator Effectiveness Block Grant	-	-	3,178.33	3,178.33	-
ERMHS	-	-	1,516.97	1,516.97	-
Universal TK Grant	-	-	25,280.00	25,280.00	-
<b>Total State Funding</b>	<b>65,900.92</b>	<b>65,900.92</b>	<b>655,596.81</b>	<b>389,812.34</b>	<b>265,784.47</b>
<b>Federal &amp; Other Programs Funding</b>					
IDEA	-	-	9,450.00	9,450.00	-
E-Rate	-	-	100.00	100.00	-
<b>Total Federal &amp; Other Programs Funding</b>	<b>-</b>	<b>-</b>	<b>9,550.00</b>	<b>9,550.00</b>	<b>-</b>
<b>Local Funding</b>					
LCFF / General Purpose Block Grant - Local	78,683.33	78,683.33	745,421.00	843,272.89	(97,851.89)
<b>Total Local Funding</b>	<b>78,683.33</b>	<b>78,683.33</b>	<b>745,421.00</b>	<b>843,272.89</b>	<b>(97,851.89)</b>
<b>Other Funding</b>					
Interest	62.71	1,153.73	500.00	500.00	-
Miscellaneous	-	-	-	-	-
<b>Total Other Funding</b>	<b>62.71</b>	<b>1,153.73</b>	<b>500.00</b>	<b>500.00</b>	<b>-</b>
<b>Total Revenue</b>	<b>144,646.96</b>	<b>145,737.98</b>	<b>1,411,067.81</b>	<b>1,243,135.23</b>	<b>167,932.58</b>

**California Connections Academy Central Coast**  
**Schedule of Fees**  
**For the Period Ended September 30, 2022**

	September-22 Actual	YTD Actual	Annual Forecast	Annual Budget	Forecast vs Budget
<b>SCHEDULE OF COMPENSATION:</b>					
<b>Administrative Compensation</b>					
Salaries	4,462.67	13,596.01	55,964.72	56,348.27	383.55
Benefits	1,137.98	3,466.98	14,271.00	14,368.81	97.81
Pension	584.98	731.63	5,641.21	6,311.25	670.04
Taxes	163.01	489.00	2,480.62	2,659.18	178.56
<b>Total Administrative Compensation</b>	<b>6,348.64</b>	<b>18,283.62</b>	<b>78,357.55</b>	<b>79,687.51</b>	<b>1,329.96</b>
<b>Instructional Compensation</b>					
Salaries	24,575.70	35,077.83	313,528.17	309,637.43	(3,890.74)
Benefits	6,266.80	9,283.11	80,287.95	78,957.54	(1,330.41)
Pension	5,458.49	(996.29)	51,799.26	59,140.75	7,341.49
Taxes	419.08	403.17	5,972.18	6,192.75	220.57
<b>Total Instructional Compensation</b>	<b>36,720.08</b>	<b>43,767.81</b>	<b>451,587.55</b>	<b>453,928.47</b>	<b>2,340.92</b>
<b>Total Compensation</b>	<b>43,068.72</b>	<b>62,051.43</b>	<b>529,945.10</b>	<b>533,615.98</b>	<b>3,670.88</b>
<b>SCHEDULE OF FEES:</b>					
<b>Enrollment/Unit-Based Fees</b>					
Accounting and Regulatory Reporting	434.37	1,303.12	5,852.94	5,212.49	(640.40)
Connexus Annual License (EMS)	5,212.49	15,637.47	70,235.28	62,549.87	(7,685.00)
Curriculum Postage	422.16	1,266.48	5,255.48	5,065.89	(189.50)
Direct Course Instruction Support	209.00	209.00	1,609.87	1,609.87	-
Educational Resource Center	1,094.62	3,283.86	14,749.41	13,135.47	(1,613.90)
Enrollment and Records Management	511.71	1,535.13	6,370.28	6,140.47	(229.80)
Facility Support Services	25.00	75.00	374.95	374.95	-
Hardware/Software - Employees	268.00	804.00	3,283.84	3,215.98	(67.86)
Human Resources Support	558.33	1,674.99	6,841.34	6,699.96	(141.38)
ISP Processing Fee	114.65	343.95	1,430.85	1,375.82	(55.00)
School Curriculum Supplies	195.29	585.89	2,405.33	2,343.57	(61.76)
Short-Term Sub Teaching Services	404.95	671.79	14,210.00	-	(14,210.00)
Special Populations Consultative Services	-	-	17,706.03	20,266.16	2,560.10
Student Technology Assistance- Laptops	4,764.45	14,293.35	40,825.00	57,173.41	16,348.00
Tangible/Intangible Instr. Materials	13,019.37	39,058.11	162,633.69	156,443.04	(6,190.60)
Technical Support and Repairs	1,303.13	3,909.37	17,558.82	15,637.47	(1,921.30)
Voice Over IP Services	-	-	1,970.31	1,929.59	(40.72)
<b>Total Enrollment/Unit Based Fees</b>	<b>28,537.52</b>	<b>84,651.51</b>	<b>373,313.44</b>	<b>359,174.01</b>	<b>(14,139.43)</b>
<b>Revenue-Based Fees</b>					
Marketing Services	964.27	2,892.81	13,084.91	11,571.30	(1,513.61)
School Administration	5,785.64	17,356.94	78,509.44	69,427.78	(9,081.66)
Treasury Services	1,446.42	4,339.24	19,627.36	17,356.94	(2,270.42)
<b>Total Revenue Based Fees</b>	<b>8,196.33</b>	<b>24,588.99</b>	<b>111,221.70</b>	<b>98,356.02</b>	<b>(12,865.68)</b>
<b>Total Fee-Based Expenses</b>	<b>36,733.85</b>	<b>109,240.50</b>	<b>484,535.14</b>	<b>457,530.03</b>	<b>(27,005.11)</b>

**California Connections Academy Central Coast  
Schedule Other Expenses  
For the Period Ended September 30, 2022**

	September-22 Actual	YTD Actual	Annual Forecast	Annual Budget	Forecast vs Budget
<b>SCHEDULE OF OTHER SCHOOL EXPENSES:</b>					
<b>Assessment</b>					
Student Testing & Assessment Facilities & Services	-	-	4,361.53	4,361.53	-
Student Testing & Assessment Travel	128.80	185.02	5,358.70	5,358.70	-
Student Testing Technology	-	-	1,951.36	1,951.36	-
<b>Total Assessment</b>	<b>128.80</b>	<b>185.02</b>	<b>11,671.59</b>	<b>11,671.59</b>	<b>-</b>
<b>Authorizer Oversight</b>					
District Oversight	1,065.61	2,905.27	12,495.75	11,038.01	(1,457.74)
SELPA Admin Fee	307.39	806.17	3,572.70	2,992.69	(580.01)
STRS Reporting	38.05	114.15	456.57	456.57	-
<b>Total Authorizer Oversight</b>	<b>1,411.05</b>	<b>3,825.59</b>	<b>16,525.02</b>	<b>14,487.27</b>	<b>(2,037.75)</b>
<b>Employee Related</b>					
Staff Recruiting/Background Checks	17.05	94.28	536.23	536.23	-
Staff Training/Prof. Dvlpmt	6,224.39	8,610.54	13,135.49	13,135.49	-
Team Building	34.53	287.78	999.88	999.88	-
Travel and Conferences - Administration	11.67	37.45	1,058.94	1,058.94	-
Travel and Conferences - Teachers	149.80	168.83	2,020.11	2,020.11	-
<b>Total Employee Related</b>	<b>6,437.44</b>	<b>9,198.88</b>	<b>17,750.65</b>	<b>17,750.65</b>	<b>-</b>
<b>Facilities</b>					
Copiers/ Reproduction	18.83	37.22	335.50	335.50	-
Equipment/Supplies	-	-	1,786.58	1,786.58	-
Expensed Furniture and Equipment	1.36	2.72	3,137.92	3,137.92	-
High-Speed Internet	15.52	120.17	725.96	725.96	-
Maintenance & Repairs	30.92	84.27	884.09	884.09	-
Office Postage	15.99	37.86	470.96	470.96	-
Office Rent	413.05	1,239.15	5,106.73	5,106.73	-
Office Supplies	164.52	243.29	720.83	720.83	-
Phone	37.06	73.53	538.68	538.68	-
Rent Operating Expense	42.79	128.38	570.19	570.19	-
Rent Storage Unit	33.63	112.67	362.33	362.33	-
Utilities	20.59	20.79	504.47	504.47	-
<b>Total Facilities</b>	<b>794.26</b>	<b>2,100.05</b>	<b>15,144.24</b>	<b>15,144.24</b>	<b>-</b>
<b>Governance</b>					
Accreditation	-	-	-	1,402.96	1,402.96
Banking Fees	125.00	345.00	1,626.13	1,626.13	-
Board-Related Expenses	-	-	202.09	202.09	-
Dues - School	475.00	925.27	925.27	788.86	(136.41)
Dues - Staff	53.28	183.81	392.19	392.19	-
Insurance Expenses	-	138.66	138.66	161.36	22.70
<b>Total Governance</b>	<b>653.28</b>	<b>1,592.74</b>	<b>3,284.34</b>	<b>4,573.59</b>	<b>1,289.25</b>
<b>Internet Service Provider</b>					
ISP Payment Reimbursement	-	-	4,692.39	4,692.39	-
<b>Total Internet Service Provider</b>	<b>-</b>	<b>-</b>	<b>4,692.39</b>	<b>4,692.39</b>	<b>-</b>
<b>Instructional</b>					
Other Curriculum	512.88	2,586.52	7,435.30	7,435.30	-
Summer School	-	-	3,605.00	3,605.00	-
<b>Total Instructional</b>	<b>512.88</b>	<b>2,586.52</b>	<b>11,040.30</b>	<b>11,040.30</b>	<b>-</b>
<b>Professional Services</b>					
Accounting Services/Audit	-	206.69	805.14	805.14	-
AERIES	-	766.26	766.26	754.49	(11.77)
Legal Services	15.40	30.04	3,793.26	3,793.26	-
Legal Special Education	-	-	1,249.85	1,249.85	-
Other School Contracted Services	-	330.48	947.01	947.01	-
Other School Expense	-	37.69	80.89	80.89	-
<b>Total Professional Services</b>	<b>15.40</b>	<b>1,371.16</b>	<b>7,642.41</b>	<b>7,630.64</b>	<b>(11.77)</b>
<b>Student Related</b>					
Graduation Expense	110.92	139.65	4,336.35	4,336.35	-
SPED Related Services	3,453.30	5,184.55	68,505.80	68,505.80	-
Student Activities	(38.13)	(37.15)	12,715.04	12,715.04	-
<b>Total Student Related</b>	<b>3,526.09</b>	<b>5,287.05</b>	<b>85,557.19</b>	<b>85,557.19</b>	<b>-</b>
<b>Taxes</b>					
Sales Tax And Use	700.37	2,101.11	6,883.73	7,003.40	119.67
<b>Total Taxes</b>	<b>700.37</b>	<b>2,101.11</b>	<b>6,883.73</b>	<b>7,003.40</b>	<b>119.67</b>
<b>Total Other Expenses</b>	<b>14,179.57</b>	<b>28,248.12</b>	<b>180,191.87</b>	<b>179,551.26</b>	<b>(640.61)</b>

**California Connections Academy Central Valley  
Revenue and Expense Statement  
For the Period Ended September 30, 2022**

	September-22 Actual	YTD Forecast	Annual Forecast	Annual Budget	Forecast vs Budget \$	Forecast vs Budget %
<b>Forecasted Enrollment</b>						
Forecasted ADM			671	675	(3.98)	-1%
Forecasted Total Enrollment			909	968	(58.70)	-6%
Forecasted Funded Enrollment			648	661	(12.79)	-2%
<b>Revenue</b>						
State Funding	840,915.94	840,915.94	8,128,499.33	7,741,277.12	387,222.21	5%
Federal & Other Program Funding	-	-	844,244.51	856,403.51	(12,159.00)	-1%
Local Aid	44,888.45	44,888.45	425,259.00	471,116.13	(45,857.13)	-10%
Other Funding Sources	37.37	444.64	1,200.00	1,200.00	-	0%
<b>Total Revenue</b>	<b>885,841.76</b>	<b>886,249.03</b>	<b>9,399,202.84</b>	<b>9,069,996.76</b>	<b>329,206.08</b>	<b>3%</b>
<b>Program Expenses</b>						
<b>Compensation Expense</b>						
Administration Staff	41,113.90	118,405.02	507,444.86	516,057.65	8,612.79	-2%
Instructional Staff	237,799.90	309,459.90	2,950,507.61	2,939,648.63	(10,858.98)	0%
<b>Total Compensation Expense</b>	<b>278,913.80</b>	<b>427,864.92</b>	<b>3,457,952.47</b>	<b>3,455,706.28</b>	<b>(2,246.19)</b>	<b>0%</b>
<b>Fee Based Expenses</b>						
Enrollment/Unit Based Fees	182,423.82	542,396.07	2,233,174.93	2,666,725.59	433,550.66	-16%
Revenue Based Fees	60,079.04	180,237.09	743,924.00	720,948.36	(22,975.64)	3%
<b>Total Fee Based Expenses</b>	<b>242,502.86</b>	<b>722,633.16</b>	<b>2,977,098.92</b>	<b>3,387,673.95</b>	<b>410,575.03</b>	<b>12%</b>
<b>Other School Expenses</b>						
Assessment	834.08	65,605.43	122,110.28	85,703.00	(36,407.28)	42%
Authorizer Oversight	8,615.50	24,913.40	102,452.93	97,787.48	(4,665.45)	5%
Employee Related	41,688.96	59,572.17	114,953.54	114,953.54	-	0%
Facilities	5,143.53	13,599.77	99,157.98	99,157.98	-	0%
Governance	7,353.54	13,205.94	16,507.38	17,893.57	1,386.19	-8%
Internet Service Provider	-	-	34,000.00	34,000.00	-	0%
Instructional	3,321.45	16,805.41	71,497.19	71,497.19	-	0%
Professional Services	99.76	8,879.70	49,492.29	49,529.98	37.69	0%
Student Related	57,760.24	101,443.02	748,695.00	748,695.00	-	0%
Taxes	4,333.65	13,000.95	48,906.92	78,519.45	29,612.53	-38%
Pending Allocation	-	-	-	-	-	0%
<b>Total Other School Expenses</b>	<b>129,150.71</b>	<b>317,025.79</b>	<b>1,407,773.51</b>	<b>1,397,737.19</b>	<b>(10,036.32)</b>	<b>-1%</b>
<b>Total Program Expenses</b>	<b>650,567.37</b>	<b>1,467,523.87</b>	<b>7,842,824.90</b>	<b>8,241,117.42</b>	<b>398,292.52</b>	<b>5%</b>
<b>Net Increase (Decrease)</b>	<b>235,274.39</b>	<b>(581,274.84)</b>	<b>1,556,377.94</b>	<b>828,879.34</b>	<b>727,498.60</b>	
<b>Beginning fund balance</b>	<b>923,747.96</b>	<b>1,740,297.19</b>	<b>1,740,297.19</b>	<b>1,277,946.16</b>		
<b>Ending fund balance</b>	<b>1,159,022.35</b>	<b>1,159,022.35</b>	<b>3,296,675.13</b>	<b>2,106,825.50</b>		

**California Connections Academy Central Valley  
Balance Sheet  
September 30, 2022**

**ASSETS**

**Cash and Short Term Investments:**

Checking	\$	577,680.66
Savings		2,458,228.99
		-----

**Total Cash and Short Term Investments** **3,035,909.65**

**Other Current Assets:**

Pupil Funding	296,186.69
SPED Funding State	21,550.15
Other State Receivables	73,490.30
Federal Programs	212,056.00
Due from CalOPS Schools	(39,791.97)
Prepaid Expenses	8,290.18
	-----

**Total Other Current Assets** **571,781.35**

**Total Current Assets** **3,607,691.00**

**Other Assets:**

Utilities Deposit	100.00
	-----

**Total Other Assets** **100.00**

**Total Assets** **\$ 3,607,791.00**

**LIABILITIES**

**Current Liabilities:**

Due to (from) Pearson Online and Blended Learning	\$	731,338.58
CalOPS Payroll Liability		728,383.26
CalOPS Pass-Through Expense Liability		408,984.12
Accrued Expenses		39,578.68
Deferred Rent		3,517.00
Deferred Revenue		234,742.00
Accounts Payable		302,225.01
		-----

**Total Current Liabilities** **2,448,768.65**

**Total Liabilities** **2,448,768.65**

**FUND BALANCE**

Beginning Fund Balance	1,740,297.19
Change in Fund Balance	(581,274.84)
	-----

**Ending Fund Balance** **1,159,022.35**

**Total Liabilities and Fund Balance** **\$ 3,607,791.00**

**California Connections Academy Central Valley**  
**Schedule of Revenue**  
**For the Period Ended September 30, 2022**

	September-22 Actual	YTD Actual	Annual Forecast	Annual Budget	Forecast vs Budget
<b>Revenue</b>					
<b>State Funding</b>					
LCFF / General Purpose Block Grant - State	566,369.94	566,369.94	5,365,610.00	4,247,134.82	1,118,475.18
LCFF / General Purpose Block Grant - State EPA	200,333.78	200,333.78	1,897,899.00	2,710,138.93	(812,239.93)
Lottery	16,213.81	16,213.81	153,604.51	131,522.06	22,082.45
Mandated Cost Reimbursement	1,900.00	1,900.00	18,000.00	18,000.00	-
Special Education Pass through funds - State	56,098.41	56,098.41	531,458.65	472,554.15	58,904.50
A-G Completion Improvement Grant	-	-	50,000.00	50,000.00	-
Educator Effectiveness Block Grant	-	-	25,427.00	25,427.00	-
ERMHS	-	-	32,697.16	32,697.16	-
Universal TK Grant	-	-	53,803.00	53,803.00	-
<b>Total State Funding</b>	<b>840,915.94</b>	<b>840,915.94</b>	<b>8,128,499.33</b>	<b>7,741,277.12</b>	<b>387,222.21</b>
<b>Federal &amp; Other Programs Funding</b>					
Title I	-	-	136,142.00	148,800.00	(12,658.00)
Title II	-	-	22,278.00	22,500.00	(222.00)
Title IV	-	-	10,721.00	10,000.00	721.00
IDEA	-	-	81,800.00	81,800.00	-
E-Rate	-	-	1,500.00	1,500.00	-
ESSER Funding	-	-	591,803.51	591,803.51	-
<b>Total Federal &amp; Other Programs Funding</b>	<b>-</b>	<b>-</b>	<b>844,244.51</b>	<b>856,403.51</b>	<b>(12,159.00)</b>
<b>Local Funding</b>					
LCFF / General Purpose Block Grant - Local	44,888.45	44,888.45	425,259.00	471,116.13	(45,857.13)
<b>Total Local Funding</b>	<b>44,888.45</b>	<b>44,888.45</b>	<b>425,259.00</b>	<b>471,116.13</b>	<b>(45,857.13)</b>
<b>Other Funding</b>					
Interest	37.37	444.64	1,200.00	1,200.00	-
<b>Total Other Funding</b>	<b>37.37</b>	<b>444.64</b>	<b>1,200.00</b>	<b>1,200.00</b>	<b>-</b>
<b>Total Revenue</b>	<b>885,841.76</b>	<b>886,249.03</b>	<b>9,399,202.84</b>	<b>9,069,996.76</b>	<b>329,206.08</b>

**California Connections Academy Central Valley**  
**Schedule of Fees**  
**For the Period Ended September 30, 2022**

	September-22 Actual	YTD Actual	Annual Forecast	Annual Budget	Forecast vs Budget
<b>SCHEDULE OF COMPENSATION:</b>					
<b>Administrative Compensation</b>					
Salaries	28,900.36	88,047.98	362,428.48	364,912.37	2,483.89
Benefits	7,369.59	22,452.23	92,419.27	93,052.65	633.38
Pension	3,788.32	4,738.04	36,532.58	40,871.76	4,339.18
Taxes	1,055.64	3,166.76	16,064.53	17,220.87	1,156.34
<b>Total Administrative Compensation</b>	<b>41,113.90</b>	<b>118,405.02</b>	<b>507,444.86</b>	<b>516,057.65</b>	<b>8,612.79</b>
<b>Instructional Compensation</b>					
Salaries	159,152.69	244,619.28	2,047,868.54	2,005,217.35	(42,651.19)
Benefits	40,583.94	64,393.94	524,222.50	511,330.42	(12,892.08)
Pension	35,349.28	(2,513.38)	339,391.52	382,996.51	43,604.99
Taxes	2,713.99	2,960.07	39,025.05	40,104.35	1,079.30
<b>Total Instructional Compensation</b>	<b>237,799.90</b>	<b>309,459.90</b>	<b>2,950,507.61</b>	<b>2,939,648.63</b>	<b>(10,858.98)</b>
<b>Total Compensation</b>	<b>278,913.80</b>	<b>427,864.92</b>	<b>3,457,952.47</b>	<b>3,455,706.28</b>	<b>(2,246.19)</b>
<b>SCHEDULE OF FEES:</b>					
<b>Enrollment/Unit-Based Fees</b>					
Accounting and Regulatory Reporting	2,813.01	8,439.04	33,557.10	33,756.17	199.00
Community Outreach	2,083.33	6,250.00	25,000.00	25,000.00	-
Connexus Annual License (EMS)	33,756.18	101,268.52	402,685.18	405,074.07	2,389.00
Curriculum Postage	2,660.63	7,981.90	29,990.06	31,927.59	1,937.52
Direct Course Instruction Support	679.25	679.25	13,422.39	13,422.39	-
Educational Resource Center	7,088.80	21,266.39	84,563.89	85,065.55	502.00
Enrollment and Records Management	3,225.01	9,675.03	36,351.59	38,700.11	2,348.51
Facility Support Services	200.00	600.00	2,428.21	2,428.21	-
Hardware/Software - Employees	1,735.56	5,206.69	21,266.23	20,826.76	(439.47)
Human Resources Support	3,615.76	10,847.27	44,304.65	43,389.08	(915.57)
ISP Processing Fee	1,276.14	3,828.41	15,154.03	15,313.65	160.00
School Curriculum Supplies	1,264.75	3,794.25	15,576.94	15,177.01	(399.93)
Short-Term Sub Teaching Services	2,622.46	4,350.53	10,127.57	-	(10,127.57)
Special Populations Consultative Services	-	-	168,708.88	131,244.00	(37,464.88)
Student Technology Assistance- Laptops	28,909.69	86,729.05	300,150.00	709,483.18	409,333.00
Tangible/Intangible Instr. Materials	82,054.21	246,162.61	916,457.16	982,153.25	65,696.08
Technical Support and Repairs	8,439.04	25,317.13	100,671.30	101,268.52	597.00
Voice Over IP Services	-	-	12,759.74	12,496.05	(263.69)
<b>Total Enrollment/Unit Based Fees</b>	<b>182,423.82</b>	<b>542,396.07</b>	<b>2,233,174.93</b>	<b>2,666,725.59</b>	<b>433,550.66</b>
<b>Revenue-Based Fees</b>					
Marketing Services	7,068.12	21,204.36	87,520.47	84,817.45	(2,703.00)
School Administration	42,408.73	127,226.18	525,122.82	508,904.73	(16,218.00)
Treasury Services	10,602.19	31,806.55	131,280.71	127,226.18	(4,055.00)
<b>Total Revenue Based Fees</b>	<b>60,079.04</b>	<b>180,237.09</b>	<b>743,924.00</b>	<b>720,948.36</b>	<b>(22,975.64)</b>
<b>Total Fee-Based Expenses</b>	<b>242,502.86</b>	<b>722,633.16</b>	<b>2,977,098.92</b>	<b>3,387,673.95</b>	<b>410,575.02</b>



**California Connections Academy Central Valley**  
**Schedule Other Expenses**  
**For the Period Ended September 30, 2022**

	September-22 Actual	YTD Actual	Annual Forecast	Annual Budget	Forecast vs Budget
<b>SCHEDULE OF OTHER SCHOOL EXPENSES:</b>					
<b>Assessment</b>					
Student Testing & Assessment Facilities & Services	-	-	23,000.00	23,000.00	-
Student Testing & Assessment Travel	834.08	1,198.15	34,703.00	34,703.00	-
Student Testing Technology	-	64,407.28	64,407.28	28,000.00	(36,407.28)
<b>Total Assessment</b>	<b>834.08</b>	<b>65,605.43</b>	<b>122,110.28</b>	<b>85,703.00</b>	<b>(36,407.28)</b>
<b>Authorizer Oversight</b>					
District Oversight	6,450.70	18,831.34	76,887.68	74,283.90	(2,603.78)
SELPA Admin Fee	1,918.40	5,342.86	22,608.45	20,546.80	(2,061.65)
STRS Reporting	246.40	739.20	2,956.80	2,956.78	-
<b>Total Authorizer Oversight</b>	<b>8,615.50</b>	<b>24,913.40</b>	<b>102,452.93</b>	<b>97,787.48</b>	<b>(4,665.43)</b>
<b>Employee Related</b>					
Staff Recruiting/Background Checks	110.40	610.60	3,472.64	3,472.64	-
Staff Training/Prof. Dvlpmnt	40,309.25	55,762.00	85,065.66	85,065.66	-
Team Building	223.63	1,863.70	6,475.22	6,475.22	-
Travel and Conferences - Administration	75.56	242.49	6,857.72	6,857.72	-
Travel and Conferences - Teachers	970.12	1,093.38	13,082.30	13,082.30	-
<b>Total Employee Related</b>	<b>41,688.96</b>	<b>59,572.17</b>	<b>114,953.54</b>	<b>114,953.54</b>	<b>-</b>
<b>Facilities</b>					
Copiers/ Reproduction	121.92	240.97	2,172.73	2,172.73	-
Equipment/Supplies	-	-	13,000.00	13,000.00	-
Expensed Furniture and Equipment	8.82	17.64	20,321.20	20,321.20	-
High-Speed Internet	100.54	778.27	4,701.34	4,701.34	-
Maintenance & Repairs	200.21	545.67	5,725.36	5,725.36	-
Office Postage	103.55	245.23	3,049.92	3,049.92	-
Office Rent	2,674.90	8,024.70	33,071.29	33,071.29	-
Office Supplies	1,065.43	1,575.53	4,668.14	4,668.14	-
Phone	239.97	476.18	3,488.47	3,488.47	-
Rent Operating Expense	277.14	831.42	3,692.56	3,692.56	-
Rent Storage Unit	217.76	729.60	2,000.00	2,000.00	-
Utilities	133.29	134.56	3,266.97	3,266.97	-
<b>Total Facilities</b>	<b>5,143.53</b>	<b>13,599.77</b>	<b>99,157.98</b>	<b>99,157.98</b>	<b>-</b>
<b>Governance</b>					
Accreditation	-	1,130.00	1,130.00	3,000.00	1,870.00
Banking Fees	108.49	356.76	1,000.00	1,000.00	-
Board-Related Expenses	-	-	1,308.73	1,308.73	-
Dues - School	6,900.00	9,630.84	9,630.84	9,000.00	(630.84)
Dues - Staff	345.05	1,190.39	2,539.86	2,539.86	-
Insurance Expenses	-	897.95	897.95	1,044.98	147.03
<b>Total Governance</b>	<b>7,353.54</b>	<b>13,205.94</b>	<b>16,507.38</b>	<b>17,893.57</b>	<b>1,386.19</b>
<b>Internet Service Provider</b>					
ISP Payment Reimbursement	-	-	34,000.00	34,000.00	-
<b>Total Internet Service Provider</b>	<b>-</b>	<b>-</b>	<b>34,000.00</b>	<b>34,000.00</b>	<b>-</b>
<b>Instructional</b>					
Other Curriculum	3,321.45	16,750.41	48,151.13	48,151.13	-
Summer School	-	55.00	23,346.06	23,346.06	-
<b>Total Instructional</b>	<b>3,321.45</b>	<b>16,805.41</b>	<b>71,497.19</b>	<b>71,497.19</b>	<b>-</b>
<b>Professional Services</b>					
Accounting Services/Audit	-	1,338.55	5,214.09	5,214.09	-
AERIES	-	4,962.31	4,962.31	5,000.00	37.69
Legal Services	99.76	194.58	24,565.19	24,565.19	-
Legal Special Education	-	-	8,094.02	8,094.02	-
Other School Contracted Services	-	2,140.15	6,132.86	6,132.86	-
Other School Expense	-	244.11	523.82	523.82	-
<b>Total Professional Services</b>	<b>99.76</b>	<b>8,879.70</b>	<b>49,492.29</b>	<b>49,529.98</b>	<b>37.69</b>
<b>Student Related</b>					
Graduation Expense	718.30	904.34	7,000.00	7,000.00	-
SPED Related Services	56,874.05	100,364.44	728,000.00	728,000.00	-
Student Activities	167.89	174.24	13,695.00	13,695.00	-
<b>Total Student Related</b>	<b>57,760.24</b>	<b>101,443.02</b>	<b>748,695.00</b>	<b>748,695.00</b>	<b>-</b>
<b>Taxes</b>					
Sales Tax And Use	4,333.65	13,000.95	48,906.92	78,519.45	29,612.53
<b>Total Taxes</b>	<b>4,333.65</b>	<b>13,000.95</b>	<b>48,906.92</b>	<b>78,519.45</b>	<b>29,612.53</b>
<b>Total Other Expenses</b>	<b>129,150.71</b>	<b>317,025.79</b>	<b>1,407,773.51</b>	<b>1,397,737.19</b>	<b>(10,036.32)</b>

**California Connections Academy Monterey Bay  
Revenue and Expense Statement  
For the Period Ended September 30, 2022**

	September-22 Actual	YTD Actual	Annual Forecast	Annual Budget	Forecast vs Budget \$	Forecast vs Budget %
<b>Enrollment</b>						
ADM			459.47	549.09	(89.62)	-16.32%
Total Enrollment			628.85	790.51	(161.60)	-20.45%
Funded Enrollment			450.84	504.03	(53.19)	-10.55%
<b>Revenue</b>						
State Funding	291,223.22	291,223.22	2,829,427.22	2,794,518.37	34,908.85	1.25%
Federal & Other Program Funding	-	-	52,850.00	52,850.00	-	0.00%
Local Aid	288,947.46	288,947.46	2,737,397.00	3,022,185.04	(284,788.04)	-9.42%
Other Funding Sources	-	554.12	554.12	500.00	54.12	10.82%
<b>Total Revenue</b>	<b>580,170.68</b>	<b>580,724.80</b>	<b>5,620,228.34</b>	<b>5,870,053.41</b>	<b>(249,825.07)</b>	<b>-4.26%</b>
<b>Program Expenses</b>						
<b>Compensation Expense</b>						
Administration Staff	33,438.56	96,300.60	412,712.63	419,717.54	7,004.91	1.67%
Instructional Staff	193,406.28	286,346.79	2,434,351.10	2,390,861.00	(43,490.10)	-1.82%
<b>Total Compensation Expense</b>	<b>226,844.84</b>	<b>382,647.40</b>	<b>2,847,063.73</b>	<b>2,810,578.54</b>	<b>(36,485.19)</b>	<b>-1.30%</b>
<b>Fee Based Expenses</b>						
Enrollment/Unit Based Fees	144,298.22	427,526.30	1,455,277.05	1,839,721.17	384,444.12	20.90%
Revenue Based Fees	38,412.84	115,238.50	438,922.80	460,953.98	22,031.18	4.78%
<b>Total Fee Based Expenses</b>	<b>182,711.06</b>	<b>542,764.80</b>	<b>1,894,199.84</b>	<b>2,300,675.15</b>	<b>406,475.31</b>	<b>17.67%</b>
<b>Other School Expenses</b>						
Assessment	678.37	974.47	57,439.30	57,439.30	-	0.00%
Authorizer Oversight	6,496.49	19,955.76	78,424.17	80,755.66	2,331.49	2.89%
Employee Related	33,906.27	48,450.95	93,493.46	93,493.46	-	0.00%
Facilities	4,183.29	11,060.90	75,972.77	75,972.77	-	0.00%
Governance	3,680.63	8,214.14	10,793.85	10,827.80	33.95	0.31%
Internet Service Provider	-	-	21,103.55	21,103.55	-	0.00%
Instructional	2,701.39	13,733.37	58,149.76	58,149.76	-	0.00%
Professional Services	81.14	7,221.99	40,252.83	39,983.00	(269.83)	-0.67%
Student Related	37,138.00	76,484.34	312,854.75	312,854.75	-	0.00%
Taxes	3,290.59	9,871.77	25,877.31	32,587.08	6,709.77	20.59%
<b>Total Other School Expenses</b>	<b>92,156.17</b>	<b>195,967.69</b>	<b>774,361.76</b>	<b>783,167.13</b>	<b>8,805.37</b>	<b>1.12%</b>
<b>Adjustments and Credits</b>						
Discretionary Service Credit	-	-	-	-	-	0.00%
<b>Total Adjustments and Credits</b>	<b>-</b>	<b>-</b>	<b>-</b>	<b>-</b>	<b>-</b>	<b>0.00%</b>
<b>Total Program Expenses</b>	<b>501,712.07</b>	<b>1,121,379.88</b>	<b>5,515,625.33</b>	<b>5,894,420.82</b>	<b>378,795.49</b>	<b>6.43%</b>
<b>Net Increase (Decrease)</b>	<b>78,458.61</b>	<b>(540,655.08)</b>	<b>104,603.01</b>	<b>(24,367.41)</b>	<b>128,970.42</b>	
<b>Beginning fund balance</b>	<b>358,361.13</b>	<b>358,361.13</b>	<b>358,361.13</b>	<b>354,209.92</b>		
<b>Ending fund balance</b>	<b>436,819.74</b>	<b>(182,293.95)</b>	<b>462,964.14</b>	<b>329,842.51</b>		

**California Connections Academy Monterey Bay  
Balance Sheet  
September 30, 2022**

**ASSETS**

**Cash and Short Term Investments:**

Operating Account	\$	69,249.63
Holding		191,869.77

<b>Total Cash and Short Term Investments</b>		<b>261,119.40</b>
--	--	-------------------

**Other Current Assets:**

Pupil Funding	1,464,920.06
SPED Funding State	(1,618.57)
Other State Receivables	27,185.08
Federal Programs	55,566.00
Due from CalOPS Schools	(32,363.41)

<b>Total Other Current Assets</b>	<b>1,513,689.16</b>
-----------------------------------	---------------------

<b>Total Current Assets</b>	<b>1,774,808.56</b>
-----------------------------	---------------------

<b>Total Assets</b>	<b>\$</b>	<b>1,774,808.56</b>
---------------------	-----------	---------------------

**LIABILITIES**

**Current Liabilities:**

Due to (from) Pearson Online and Blended Learning	\$	871,799.11
CalOPS Payroll Liability		592,405.20
CalOPS Pass Through Expense Liability		276,689.86
Accrued Expenses		3.66
Deferred Rent		2,327.00
Deferred Revenue		61,373.00
Accounts Payable		152,504.68

<b>Total Current Liabilities</b>	<b>1,957,102.51</b>
----------------------------------	---------------------

<b>Total Liabilities</b>	<b>1,957,102.51</b>
--------------------------	---------------------

**FUND BALANCE**

Beginning Fund Balance	358,361.13
Change in Fund Balance	(540,655.08)

<b>Ending Fund Balance</b>	<b>(182,293.95)</b>
----------------------------	---------------------

<b>Total Liabilities and Fund Balance</b>	<b>\$</b>	<b>1,774,808.56</b>
---	-----------	---------------------

**California Connections Academy Monterey Bay**  
**Schedule of Revenue**  
**For the Period Ended September 30, 2022**

	September-22 Actual	YTD Actual	Annual Forecast	Annual Budget	Forecast vs Budget
<b>Revenue</b>					
<b>State Funding</b>					
LCFF / General Purpose Block Grant - State	229,984.76	229,984.76	2,178,803.00	2,149,117.06	29,685.94
LCFF / General Purpose Block Grant - State EPA	9,517.84	9,517.84	90,169.00	100,806.00	(10,637.00)
Lottery	11,278.63	11,278.63	106,850.16	100,301.83	6,548.33
Mandated Cost Reimbursement	1,418.89	1,418.89	13,442.11	13,442.11	-
Special Education Pass through funds - State	39,023.10	39,023.10	369,692.54	360,380.96	9,311.58
A-G Completion Improvement Grant	-	-	7,135.00	7,135.00	-
Educator Effectiveness Block Grant	-	-	3,178.33	3,178.33	-
ERMHS	-	-	33,934.08	33,934.08	-
Universal TK Grant	-	-	26,223.00	26,223.00	-
<b>Total State Funding</b>	<b>291,223.22</b>	<b>291,223.22</b>	<b>2,829,427.22</b>	<b>2,794,518.37</b>	<b>34,908.85</b>
<b>Federal &amp; Other Programs Funding</b>					
IDEA	-	-	52,250.00	52,250.00	-
E-Rate	-	-	600.00	600.00	-
<b>Total Federal &amp; Other Programs Funding</b>	<b>-</b>	<b>-</b>	<b>52,850.00</b>	<b>52,850.00</b>	<b>-</b>
<b>Local Funding</b>					
LCFF / General Purpose Block Grant - Local	288,947.46	288,947.46	2,737,397.00	3,022,185.04	(284,788.04)
<b>Total Local Funding</b>	<b>288,947.46</b>	<b>288,947.46</b>	<b>2,737,397.00</b>	<b>3,022,185.04</b>	<b>(284,788.04)</b>
<b>Other Funding</b>					
Interest	-	554.12	554.12	500.00	54.12
Miscellaneous	-	-	-	-	-
<b>Total Other Funding</b>	<b>-</b>	<b>554.12</b>	<b>554.12</b>	<b>500.00</b>	<b>54.12</b>
<b>Total Revenue</b>	<b>580,170.68</b>	<b>580,724.80</b>	<b>5,620,228.34</b>	<b>5,870,053.41</b>	<b>(249,825.07)</b>

**California Connections Academy Monterey Bay**  
**Schedule of Fees**  
**For the Period Ended September 30, 2022**

	September-22 Actual	YTD Actual	Annual Forecast	Annual Budget	Forecast vs Budget
<b>SCHEDULE OF COMPENSATION:</b>					
<b>Administrative Compensation</b>					
Salaries	23,505.10	71,610.76	294,768.60	296,788.78	2,020.18
Benefits	5,993.80	18,260.74	75,166.00	75,681.14	515.14
Pension	3,081.10	3,853.52	29,712.50	33,241.62	3,529.12
Taxes	858.56	2,575.58	13,065.53	14,006.00	940.47
<b>Total Administrative Compensation</b>	<b>33,438.56</b>	<b>96,300.60</b>	<b>412,712.63</b>	<b>419,717.54</b>	<b>7,004.91</b>
<b>Instructional Compensation</b>					
Salaries	129,441.31	222,203.10	1,688,813.18	1,630,873.80	(57,939.38)
Benefits	33,007.53	58,068.96	432,054.53	415,872.82	(16,181.71)
Pension	28,750.11	3,202.26	281,278.72	311,496.90	30,218.18
Taxes	2,207.33	2,872.47	32,204.67	32,617.48	412.81
<b>Total Instructional Compensation</b>	<b>193,406.28</b>	<b>286,346.79</b>	<b>2,434,351.10</b>	<b>2,390,861.00</b>	<b>(43,490.10)</b>
<b>Total Compensation</b>	<b>226,844.84</b>	<b>382,647.40</b>	<b>2,847,063.73</b>	<b>2,810,578.54</b>	<b>(36,485.19)</b>
<b>SCHEDULE OF FEES:</b>					
<b>Enrollment/Unit-Based Fees</b>					
Accounting and Regulatory Reporting	2,287.87	6,863.60	22,973.66	27,454.41	4,480.75
Connexus Annual License (EMS)	27,454.41	82,363.23	275,683.90	329,452.91	53,769.01
Curriculum Postage	2,173.91	6,521.71	20,751.93	26,086.83	5,334.90
Direct Course Instruction Support	1,254.00	1,254.00	26,287.73	26,287.73	-
Educational Resource Center	5,765.43	17,296.28	57,893.62	69,185.11	11,291.49
Enrollment and Records Management	2,635.03	7,905.10	25,153.85	31,620.40	6,466.55
Facility Support Services	150.00	450.00	1,974.90	1,974.90	0.00
Hardware/Software - Employees	1,411.56	4,234.68	13,200.00	16,938.72	3,738.72
Human Resources Support	2,940.75	8,822.25	27,500.00	35,289.00	7,789.00
ISP Processing Fee	753.72	2,261.14	9,044.54	9,044.54	(0.00)
School Curriculum Supplies	1,028.64	3,085.92	9,500.00	12,343.69	2,843.69
Short-Term Sub Teaching Services	2,132.89	3,538.36	3,538.36	-	(3,538.36)
Special Populations Consultative Services	-	-	100,912.17	106,742.74	5,830.57
Student Technology Assistance- Laptops	20,403.02	61,209.07	144,900.00	244,836.30	99,936.30
Tangible/Intangible Instr. Materials	67,043.38	201,130.15	639,121.41	809,937.43	170,816.02
Technical Support and Repairs	6,863.61	20,590.81	68,920.98	82,363.23	13,442.25
Voice Over IP Services	-	-	7,920.00	10,163.23	2,243.23
<b>Total Enrollment/Unit Based Fees</b>	<b>144,298.22</b>	<b>427,526.30</b>	<b>1,455,277.05</b>	<b>1,839,721.17</b>	<b>384,444.12</b>
<b>Revenue-Based Fees</b>					
Marketing Services	4,519.16	13,557.47	51,637.98	54,229.88	2,591.90
School Administration	27,114.94	81,344.82	309,827.86	325,379.28	15,551.42
Treasury Services	6,778.74	20,336.21	77,456.96	81,344.82	3,887.86
<b>Total Revenue Based Fees</b>	<b>38,412.84</b>	<b>115,238.50</b>	<b>438,922.80</b>	<b>460,953.98</b>	<b>22,031.18</b>
<b>Total Fee-Based Expenses</b>	<b>182,711.06</b>	<b>542,764.80</b>	<b>1,894,199.84</b>	<b>2,300,675.15</b>	<b>406,475.31</b>

**California Connections Academy Monterey Bay**  
**Schedule Other Expenses**  
**For the Period Ended September 30, 2022**

	September-22 Actual	YTD Actual	Annual Forecast	Annual Budget	Forecast vs Budget
<b>SCHEDULE OF OTHER SCHOOL EXPENSES:</b>					
<b>Assessment</b>					
Student Testing & Assessment Facilities & Services	-	-	16,970.99	16,970.99	-
Student Testing & Assessment Travel	678.37	974.47	28,224.49	28,224.49	-
Student Testing Technology	-	-	12,243.82	12,243.82	-
<b>Total Assessment</b>	<b>678.37</b>	<b>974.47</b>	<b>57,439.30</b>	<b>57,439.30</b>	<b>-</b>
<b>Authorizer Oversight</b>					
District Administrative Fees	833.33	2,500.00	10,000.00	10,000.00	-
District Oversight	4,127.69	12,914.53	50,063.69	52,721.08	2,657.30
SELPA Admin Fee	1,335.07	3,940.03	15,955.68	15,629.78	(325.90)
STRS Reporting	200.40	601.20	2,404.80	2,404.80	-
<b>Total Authorizer Oversight</b>	<b>6,496.49</b>	<b>19,955.76</b>	<b>78,424.17</b>	<b>80,755.66</b>	<b>2,331.40</b>
<b>Employee Related</b>					
Staff Recruiting/Background Checks	89.79	496.62	2,824.35	2,824.35	-
Staff Training/Prof. Dvlpmt	32,784.13	45,352.07	69,185.20	69,185.20	-
Team Building	181.88	1,515.77	5,266.39	5,266.39	-
Travel and Conferences - Administration	61.46	197.23	5,577.49	5,577.49	-
Travel and Conferences - Teachers	789.01	889.26	10,640.03	10,640.03	-
<b>Total Employee Related</b>	<b>33,906.27</b>	<b>48,450.95</b>	<b>93,493.46</b>	<b>93,493.46</b>	<b>-</b>
<b>Facilities</b>					
Copiers/Reproduction	99.16	195.99	1,767.12	1,767.12	-
Equipment/Supplies	-	-	6,196.68	6,196.68	-
Expensed Furniture and Equipment	7.17	14.34	16,527.54	16,527.54	-
High-Speed Internet	81.78	632.99	3,823.67	3,823.67	-
Maintenance & Repairs	162.83	443.80	4,656.52	4,656.52	-
Office Postage	84.21	199.44	2,480.55	2,480.55	-
Office Rent	2,175.54	6,526.62	26,897.38	26,897.38	-
Office Supplies	866.53	1,281.41	3,796.67	3,796.67	-
Phone	195.17	387.28	2,837.23	2,837.23	-
Rent Operating Expense	225.40	676.21	3,003.21	3,003.21	-
Rent Storage Unit	177.10	593.39	1,329.13	1,329.13	-
Utilities	108.40	109.43	2,657.07	2,657.07	-
<b>Total Facilities</b>	<b>4,183.29</b>	<b>11,060.90</b>	<b>75,972.77</b>	<b>75,972.77</b>	<b>-</b>
<b>Governance</b>					
Accreditation	-	1,130.00	1,130.00	1,247.06	117.06
Banking Fees	-	-	417.74	417.74	-
Board-Related Expenses	-	-	1,064.41	1,064.41	-
Dues - School	3,400.00	5,385.67	5,385.67	5,182.98	(202.69)
Dues - Staff	280.63	968.15	2,065.71	2,065.71	-
Insurance Expenses	-	730.32	730.32	849.90	119.58
<b>Total Governance</b>	<b>3,680.63</b>	<b>8,214.14</b>	<b>10,793.85</b>	<b>10,827.80</b>	<b>33.95</b>
<b>Internet Service Provider</b>					
ISP Payment Reimbursement	-	-	21,103.55	21,103.55	-
<b>Total Internet Service Provider</b>	<b>-</b>	<b>-</b>	<b>21,103.55</b>	<b>21,103.55</b>	<b>-</b>
<b>Instructional</b>					
Other Curriculum	2,701.39	13,623.37	39,162.05	39,162.05	-
Summer School	-	110.00	18,987.71	18,987.71	-
<b>Total Instructional</b>	<b>2,701.39</b>	<b>13,733.37</b>	<b>58,149.76</b>	<b>58,149.76</b>	<b>-</b>
<b>Professional Services</b>					
Accounting Services/Audit	-	1,088.66	4,240.70	4,240.70	-
AERIES	-	4,035.92	4,035.92	3,766.09	(269.83)
Legal Services	81.14	158.26	19,979.24	19,979.24	-
Legal Special Education	-	-	6,582.99	6,582.99	-
Other School Contracted Services	-	1,740.61	4,987.95	4,987.95	-
Other School Expense	-	198.54	426.03	426.03	-
<b>Total Professional Services</b>	<b>81.14</b>	<b>7,221.99</b>	<b>40,252.83</b>	<b>39,983.00</b>	<b>(269.83)</b>
<b>Student Related</b>					
Graduation Expense	584.20	735.51	9,874.41	9,874.41	-
SPED Related Services	36,417.25	75,607.12	296,603.35	296,603.35	-
Student Activities	136.55	141.71	6,376.99	6,376.99	-
<b>Total Student Related</b>	<b>37,138.00</b>	<b>76,484.34</b>	<b>312,854.75</b>	<b>312,854.75</b>	<b>-</b>
<b>Taxes</b>					
Sales Tax And Use	3,290.59	9,871.77	25,877.31	32,587.08	6,709.77
<b>Total Taxes</b>	<b>3,290.59</b>	<b>9,871.77</b>	<b>25,877.31</b>	<b>32,587.08</b>	<b>6,709.77</b>
<b>Total Other Expenses</b>	<b>92,156.17</b>	<b>195,967.69</b>	<b>774,361.76</b>	<b>783,167.13</b>	<b>8,805.37</b>

**California Connections Academy North Bay  
Revenue and Expense Statement  
For the Period Ended September 30, 2022**

	September-22	YTD	Annual	Annual	Forecast vs	Forecast vs
	Actual	Forecast	Forecast	Budget	Budget \$	Budget %
<b>Forecasted Enrollment</b>						
Forecasted ADM			148	175	(27.40)	-16%
Forecasted Total Enrollment			201	250	(48.20)	-19%
Forecasted Funded Enrollment			141	167	(26.00)	-16%
<b>Revenue</b>						
State Funding	122,244.58	122,244.58	1,212,298.18	1,340,505.97	(128,207.79)	-10%
Federal & Other Program Funding	-	-	225,847.58	232,215.58	(6,368.00)	-3%
Local Aid	66,616.53	66,616.53	631,104.00	699,296.89	(68,192.89)	-10%
Other Funding Sources	10.20	35.91	500.00	500.00	-	0%
<b>Total Revenue</b>	<b>188,871.31</b>	<b>188,897.02</b>	<b>2,069,749.76</b>	<b>2,272,518.44</b>	<b>(202,768.68)</b>	<b>-8.92%</b>
<b>Program Expenses</b>						
<b>Compensation Expense</b>						
Administration Staff	10,656.97	30,691.29	131,532.73	133,765.21	2,232.40	-2%
Instructional Staff	61,639.15	77,938.18	762,513.48	761,974.45	(539.03)	0%
<b>Total Compensation Expense</b>	<b>72,296.12</b>	<b>108,629.46</b>	<b>894,046.21</b>	<b>895,739.66</b>	<b>1,693.37</b>	<b>0.19%</b>
<b>Fee Based Expenses</b>						
Enrollment/Unit Based Fees	46,285.04	137,630.11	567,107.39	673,223.81	106,116.42	-16%
Revenue Based Fees	15,029.77	45,089.28	163,441.19	180,357.12	16,915.93	-9%
<b>Total Fee Based Expenses</b>	<b>61,314.81</b>	<b>182,719.39</b>	<b>730,548.58</b>	<b>853,580.93</b>	<b>123,032.35</b>	<b>16.84%</b>
<b>Other School Expenses</b>						
Assessment	216.20	310.57	27,995.23	28,995.23	1,000.00	-3%
Authorizer Oversight	1,818.88	5,868.60	22,238.50	24,298.40	2,059.90	-8%
Employee Related	10,806.04	15,441.48	29,796.64	29,796.64	-	0%
Facilities	1,333.24	3,525.15	29,814.24	29,814.24	-	0%
Governance	2,539.44	3,263.70	6,230.33	6,268.45	38.12	-1%
Internet Service Provider	-	-	8,000.00	8,000.00	-	0%
Instructional	860.94	4,396.81	18,532.50	18,532.50	-	0%
Professional Services	25.86	2,301.68	13,542.43	13,542.43	-	0%
Student Related	4,057.22	6,700.60	152,500.00	152,500.00	-	0%
Taxes	1,098.55	3,295.65	16,348.83	-	(16,348.83)	0%
Pending Allocation	-	-	-	-	-	0%
<b>Total Other School Expenses</b>	<b>22,756.37</b>	<b>45,104.24</b>	<b>324,998.70</b>	<b>311,747.89</b>	<b>(13,250.81)</b>	<b>-4.25%</b>
<b>Adjustments and Credits</b>						
Discretionary Service Credit	-	-	-	-	-	0%
<b>Total Adjustments and Credits</b>	<b>-</b>	<b>-</b>	<b>-</b>	<b>-</b>	<b>-</b>	<b>-</b>
<b>Total Program Expenses</b>	<b>156,367.30</b>	<b>336,453.09</b>	<b>1,949,593.49</b>	<b>2,061,068.48</b>	<b>111,474.91</b>	<b>5.41%</b>
<b>Net Increase (Decrease)</b>	<b>32,504.01</b>	<b>(147,556.07)</b>	<b>120,156.27</b>	<b>211,449.96</b>	<b>120,105.27</b>	
<b>Beginning fund balance</b>	<b>612,982.99</b>	<b>612,982.99</b>	<b>612,982.99</b>	<b>496,540.30</b>		
<b>Ending fund balance</b>	<b>645,487.01</b>	<b>465,426.92</b>	<b>733,139.26</b>	<b>707,990.26</b>		

**California Connections Academy North Bay**  
**Balance Sheet**  
**September 30, 2022**

**ASSETS**

<b>Cash and Short Term Investments:</b>		
Checking	\$	(220.00)
Operating		343,943.42
Savings		847,015.91
		-----
<b>Total Cash and Short Term Investments</b>		<b>1,190,739.33</b>

<b>Other Current Assets:</b>		
Pupil Funding		20,098.73
SPED Funding State		31,969.72
Other State Receivables		(13,614.78)
Federal Programs		44,568.00
Due from CalOPS Schools		(165,972.30)
Chase-JP Morgan Receivable		3,030.00
Prepaid Expenses		1,501.09
		-----
<b>Total Other Current Assets</b>		<b>(78,419.54)</b>

<b>Total Current Assets</b>		<b>1,112,319.79</b>
		-----

<b>Total Assets</b>	<b>\$</b>	<b>1,112,319.79</b>
		=====

**LIABILITIES**

<b>Current Liabilities:</b>		
Due to (from) Pearson Online and Blended Learning	\$	100,194.49
CalOPS Payroll Liability		188,801.28
CalOPS Pass-Through Expense Liability		113,371.80
Accrued Expenses		1.39
Deferred Rent		1,245.00
Deferred Revenue		78,910.00
Accounts Payable		164,368.91
		-----
<b>Total Current Liabilities</b>		<b>646,892.87</b>

<b>Total Liabilities</b>		<b>646,892.87</b>
		-----

**FUND BALANCE**

Beginning Fund Balance		612,982.99
Change in Fund Balance		(147,556.07)
		-----

<b>Ending Fund Balance</b>		<b>465,426.92</b>
		-----

<b>Total Liabilities and Fund Balance</b>	<b>\$</b>	<b>1,112,319.79</b>
		=====



**California Connections Academy North Bay**  
**Schedule of Revenue**  
**For the Period Ended September 30, 2022**

	September-22 Actual	YTD Actual	Annual Forecast	Annual Budget	Forecast vs Budget
<b>Revenue</b>					
<b>State Funding</b>					
LCFF / General Purpose Block Grant - State	102,957.20	102,957.20	975,384.00	1,094,824.99	(119,440.99)
LCFF / General Purpose Block Grant - State EPA	2,984.79	2,984.79	28,277.00	33,481.00	(5,204.00)
Lottery	3,537.02	3,537.02	33,508.61	33,313.64	194.97
Mandated Cost Reimbursement	527.78	527.78	5,000.00	5,000.00	-
Special Education Pass through funds - State	12,237.79	12,237.79	115,936.96	119,694.73	(3,757.77)
A-G Access Grant	-	-	6,356.67	6,356.67	-
Educator Effectiveness Block Grant	-	-	16,319.67	16,319.67	-
ERMHS	-	-	6,075.27	6,075.27	-
Universal TK Grant	-	-	25,440.00	25,440.00	-
<b>Total State Funding</b>	<b>122,244.58</b>	<b>122,244.58</b>	<b>1,212,298.18</b>	<b>1,340,505.97</b>	<b>(128,207.79)</b>
<b>Federal &amp; Other Programs Funding</b>					
Title I	-	-	32,766.00	38,000.00	(5,234.00)
Title II	-	-	4,866.00	6,000.00	(1,134.00)
Title IV	-	-	10,000.00	10,000.00	-
IDEA	-	-	24,400.00	24,400.00	-
ESSER Funding	-	-	153,415.58	153,415.58	-
E-Rate	-	-	400.00	400.00	-
<b>Total Federal &amp; Other Programs Funding</b>	<b>-</b>	<b>-</b>	<b>225,847.58</b>	<b>232,215.58</b>	<b>(6,368.00)</b>
<b>Local Funding</b>					
LCFF / General Purpose Block Grant - Local	66,616.53	66,616.53	631,104.00	699,296.89	(68,192.89)
<b>Total Local Funding</b>	<b>66,616.53</b>	<b>66,616.53</b>	<b>631,104.00</b>	<b>699,296.89</b>	<b>(68,192.89)</b>
<b>Other Funding</b>					
Interest	10.20	35.91	500.00	500.00	-
Miscellaneous	-	-	-	-	-
<b>Total Other Funding</b>	<b>10.20</b>	<b>35.91</b>	<b>500.00</b>	<b>500.00</b>	<b>-</b>
<b>Total Revenue</b>	<b>188,871.31</b>	<b>188,897.02</b>	<b>2,069,749.76</b>	<b>2,272,518.44</b>	<b>(202,768.68)</b>

**California Connections Academy North Bay**  
**Schedule of Fees**  
**For the Period Ended September 30, 2022**

	September-22 Actual	YTD Actual	Annual Forecast	Annual Budget	Forecast vs Budget
<b>SCHEDULE OF COMPENSATION:</b>					
<b>Administrative Compensation</b>					
Salaries	7,491.14	22,822.56	93,943.62	94,587.46	643.84
Benefits	1,910.24	5,819.75	23,955.62	24,119.80	164.18
Pension	981.95	1,228.13	9,469.46	10,594.20	1,124.74
Taxes	273.63	820.84	4,164.02	4,463.75	299.73
<b>Total Administrative Compensation</b>	<b>10,656.97</b>	<b>30,691.29</b>	<b>131,532.73</b>	<b>133,765.21</b>	<b>2,232.48</b>
<b>Instructional Compensation</b>					
Salaries	41,253.33	61,880.13	529,293.08	519,764.29	(9,528.79)
Benefits	10,519.60	16,317.27	135,507.57	132,539.89	(2,967.68)
Pension	9,162.74	(995.96)	87,627.83	99,274.98	11,647.15
Taxes	703.48	736.74	10,084.99	10,395.29	310.30
<b>Total Instructional Compensation</b>	<b>61,639.15</b>	<b>77,938.18</b>	<b>762,513.48</b>	<b>761,974.45</b>	<b>(539.03)</b>
<b>Total Compensation</b>	<b>72,296.12</b>	<b>108,629.46</b>	<b>894,046.21</b>	<b>895,739.66</b>	<b>1,693.45</b>
<b>SCHEDULE OF FEES:</b>					
<b>Enrollment/Unit-Based Fees</b>					
Accounting and Regulatory Reporting	729.15	2,187.45	7,375.90	8,749.80	1,374.00
Connexus Annual License (EMS)	8,749.80	26,249.40	88,510.82	104,997.61	16,486.79
Curriculum Postage	686.21	2,058.63	6,641.56	8,234.52	1,593.00
Direct Course Instruction Support	156.75	156.75	6,939.66	6,939.66	-
Educational Resource Center	1,837.45	5,512.37	18,587.27	22,049.50	3,462.00
Enrollment and Records Management	831.77	2,495.31	8,050.37	9,981.24	1,930.90
Facility Support Services	75.00	225.00	629.41	629.41	-
Hardware/Software - Employees	449.86	1,349.60	5,512.33	5,398.42	(113.91)
Human Resources Support	937.23	2,811.68	11,484.03	11,246.71	(237.32)
ISP Processing Fee	268.85	806.55	2,847.57	3,226.21	379.00
School Curriculum Supplies	327.83	983.49	4,037.64	3,933.97	(103.67)
Short-Term Sub Teaching Services	679.76	1,127.69	2,605.96	-	(2,605.96)
Special Populations Consultative Services	-	-	23,674.11	34,019.23	10,345.12
Student Technology Assistance- Laptops	7,205.15	21,615.47	147,468.00	172,979.89	25,512.00
Tangible/Intangible Instr. Materials	21,162.78	63,488.37	207,307.65	251,349.19	44,041.50
Technical Support and Repairs	2,187.45	6,562.35	22,127.71	26,249.40	4,122.00
Voice Over IP Services	-	-	3,307.40	3,239.05	(68.35)
<b>Total Enrollment/Unit Based Fees</b>	<b>46,285.04</b>	<b>137,630.11</b>	<b>567,107.39</b>	<b>673,223.81</b>	<b>106,116.42</b>
<b>Revenue-Based Fees</b>					
Marketing Services	1,768.21	5,304.62	19,228.38	21,218.48	1,990.10
School Administration	10,609.25	31,827.73	115,370.25	127,310.91	11,940.66
Treasury Services	2,652.31	7,956.93	28,842.56	31,827.73	2,985.17
<b>Total Revenue Based Fees</b>	<b>15,029.77</b>	<b>45,089.28</b>	<b>163,441.19</b>	<b>180,357.12</b>	<b>16,915.93</b>
<b>Total Fee-Based Expenses</b>	<b>61,314.81</b>	<b>182,719.39</b>	<b>730,548.58</b>	<b>853,580.93</b>	<b>123,032.35</b>

**California Connections Academy North Bay  
Schedule Other Expenses  
For the Period Ended September 30, 2022**

	September-22 Actual	YTD Actual	Annual Forecast	Annual Budget	Forecast vs Budget
<b>SCHEDULE OF OTHER SCHOOL EXPENSES:</b>					
<b>Assessment</b>					
Student Testing & Assessment Facilities & Services	-	-	14,000.00	14,000.00	-
Student Testing & Assessment Travel	216.20	310.57	8,995.23	8,995.23	-
Student Testing Technology	-	-	5,000.00	6,000.00	1,000.00
<b>Total Assessment</b>	<b>216.20</b>	<b>310.57</b>	<b>27,995.23</b>	<b>28,995.23</b>	<b>1,000.00</b>
<b>Authorizer Oversight</b>					
District Oversight	1,330.17	4,376.17	16,347.65	18,276.03	1,928.38
SELPA Admin Fee	424.84	1,300.84	5,124.43	5,255.95	131.52
STRS Reporting	63.87	191.60	766.42	766.42	-
<b>Total Authorizer Oversight</b>	<b>1,818.88</b>	<b>5,868.60</b>	<b>22,238.50</b>	<b>24,298.40</b>	<b>2,059.90</b>
<b>Employee Related</b>					
Staff Recruiting/Background Checks	28.62	158.28	900.13	900.13	-
Staff Training/Prof. Dvlpmt	10,448.40	14,453.84	22,049.53	22,049.53	-
Team Building	57.97	483.09	1,678.41	1,678.41	-
Travel and Conferences - Administration	19.59	62.86	1,777.56	1,777.56	-
Travel and Conferences - Teachers	251.46	283.41	3,391.01	3,391.01	-
<b>Total Employee Related</b>	<b>10,806.04</b>	<b>15,441.48</b>	<b>29,796.64</b>	<b>29,796.64</b>	<b>-</b>
<b>Facilities</b>					
Copiers/ Reproduction	31.60	62.46	563.19	563.19	-
Equipment/Supplies	-	-	4,000.00	4,000.00	-
Expensed Furniture and Equipment	2.29	4.58	5,267.37	5,267.37	-
High-Speed Internet	26.06	201.73	1,218.61	1,218.61	-
Maintenance & Repairs	51.90	141.45	1,484.05	1,484.05	-
Office Postage	26.84	63.56	790.56	790.56	-
Office Rent	693.35	2,080.05	8,572.27	8,572.27	-
Office Supplies	276.17	408.39	1,210.01	1,210.01	-
Phone	62.20	123.43	904.23	904.23	-
Rent Operating Expense	71.84	215.51	957.13	957.13	-
Rent Storage Unit	56.44	189.11	4,000.00	4,000.00	-
Utilities	34.55	34.88	846.82	846.82	-
<b>Total Facilities</b>	<b>1,333.24</b>	<b>3,525.15</b>	<b>29,814.24</b>	<b>29,814.24</b>	<b>-</b>
<b>Governance</b>					
Accreditation	-	-	1,000.00	1,000.00	-
Banking Fees	-	-	1,000.00	1,000.00	-
Board-Related Expenses	-	-	339.23	339.23	-
Dues - School	2,450.00	2,722.39	3,000.00	3,000.00	-
Dues - Staff	89.44	308.56	658.35	658.35	-
Insurance Expenses	-	232.75	232.75	270.87	38.12
<b>Total Governance</b>	<b>2,539.44</b>	<b>3,263.70</b>	<b>6,230.33</b>	<b>6,268.45</b>	<b>38.12</b>
<b>Internet Service Provider</b>					
ISP Payment Reimbursement	-	-	8,000.00	8,000.00	-
<b>Total Internet Service Provider</b>	<b>-</b>	<b>-</b>	<b>8,000.00</b>	<b>8,000.00</b>	<b>-</b>
<b>Instructional</b>					
Other Curriculum	860.94	4,341.81	12,481.06	12,481.06	-
Summer School	-	55.00	6,051.44	6,051.44	-
<b>Total Instructional</b>	<b>860.94</b>	<b>4,396.81</b>	<b>18,532.50</b>	<b>18,532.50</b>	<b>-</b>
<b>Professional Services</b>					
Accounting Services/Audit	-	346.96	1,351.52	1,351.52	-
AERIES	-	1,286.26	2,000.00	2,000.00	-
Legal Services	25.86	50.44	6,367.44	6,367.44	-
Legal Special Education	-	-	2,098.02	2,098.02	-
Other School Contracted Services	-	554.75	1,589.67	1,589.67	-
Other School Expense	-	63.27	135.78	135.78	-
<b>Total Professional Services</b>	<b>25.86</b>	<b>2,301.68</b>	<b>13,542.43</b>	<b>13,542.43</b>	<b>-</b>
<b>Student Related</b>					
Graduation Expense	237.10	1,320.08	5,000.00	5,000.00	-
SPED Related Services	3,776.60	5,335.35	137,000.00	137,000.00	-
Student Activities	43.52	45.17	10,500.00	10,500.00	-
<b>Total Student Related</b>	<b>4,057.22</b>	<b>6,700.60</b>	<b>152,500.00</b>	<b>152,500.00</b>	<b>-</b>
<b>Taxes</b>					
Sales Tax And Use	1,098.55	3,295.65	16,348.83	-	(16,348.83)
<b>Total Taxes</b>	<b>1,098.55</b>	<b>3,295.65</b>	<b>16,348.83</b>	<b>-</b>	<b>(16,348.83)</b>
<b>Total Other Expenses</b>	<b>22,756.37</b>	<b>45,104.24</b>	<b>324,998.70</b>	<b>311,747.89</b>	<b>(13,250.81)</b>

**California Connections Academy Northern California  
Revenue and Expense Statement  
For the Period Ended September 30, 2022**

	September-22 Actual	YTD Forecast	Annual Forecast	Annual Budget	Forecast vs Budget \$	Forecast vs Budget %
<b>Forecasted Enrollment</b>						
Forecasted ADM			1,766	1,791	(25.03)	-1.40%
Forecasted Total Enrollment			2,372	2,513	(140.60)	-5.60%
Forecasted Funded Enrollment			1,691	1,791	(100.64)	-5.62%
<b>Revenue</b>						
State Funding	1,910,897.53	1,910,897.53	18,364,010.48	18,111,566.41	252,444.07	1.39%
Federal & Other Program Funding	-	-	1,740,993.31	1,723,253.31	17,740.00	1.03%
Local Aid	298,068.09	298,068.09	2,823,803.00	2,984,813.76	(161,010.76)	-5.39%
Other Funding Sources	3,055.00	3,055.00	8,000.00	8,000.00	-	0.00%
<b>Total Revenue</b>	<b>2,212,020.62</b>	<b>2,212,020.62</b>	<b>22,936,806.79</b>	<b>22,827,633.48</b>	<b>109,173.31</b>	<b>0.48%</b>
<b>Program Expenses</b>						
<b>Compensation Expense</b>						
Administration Staff	109,082.78	314,150.41	1,338,099.73	1,369,196.36	31,096.63	-2.27%
Instructional Staff	630,927.11	846,415.91	7,853,603.83	7,799,431.38	(54,172.45)	0.69%
<b>Total Compensation Expense</b>	<b>740,009.90</b>	<b>1,160,566.32</b>	<b>9,191,703.56</b>	<b>9,168,627.74</b>	<b>(23,075.82)</b>	<b>-0.25%</b>
<b>Fee Based Expenses</b>						
Enrollment/Unit Based Fees	477,772.88	1,418,553.71	5,756,496.84	6,910,378.69	1,153,881.85	-16.70%
Revenue Based Fees	150,510.59	451,531.78	1,806,434.35	1,806,127.10	(307.25)	0.02%
<b>Total Fee Based Expenses</b>	<b>628,283.47</b>	<b>1,870,085.49</b>	<b>7,562,931.19</b>	<b>8,716,505.79</b>	<b>1,153,574.60</b>	<b>13.23%</b>
<b>Other School Expenses</b>						
Assessment	1,462.97	7,153.91	264,073.51	264,073.51	-	0.00%
Authorizer Oversight	22,340.86	66,400.35	267,468.09	264,356.95	(3,111.14)	1.18%
Employee Related	110,608.54	158,056.04	304,992.97	304,992.97	-	0.00%
Facilities	13,646.71	36,082.75	239,286.63	239,286.63	-	0.00%
Governance	17,160.66	26,204.33	45,763.44	45,983.54	220.10	-0.48%
Internet Service Provider	-	-	89,000.00	89,000.00	-	0.00%
Instructional	8,812.41	44,771.93	189,695.28	189,695.28	-	0.00%
Professional Services	264.68	24,098.10	131,312.19	131,146.28	(165.91)	0.13%
Student Related	128,912.76	278,755.75	1,362,000.00	1,362,000.00	-	0.00%
Taxes	11,340.97	34,022.91	111,013.13	181,824.85	70,811.72	-38.95%
<b>Total Other School Expenses</b>	<b>314,550.56</b>	<b>675,546.07</b>	<b>3,004,605.24</b>	<b>3,072,360.01</b>	<b>67,754.77</b>	<b>2.21%</b>
<b>Total Program Expenses</b>	<b>1,682,843.92</b>	<b>3,706,197.88</b>	<b>19,759,239.98</b>	<b>20,957,493.54</b>	<b>1,198,253.56</b>	<b>5.72%</b>
<b>Net Increase (Decrease)</b>	<b>529,176.70</b>	<b>(1,494,177.26)</b>	<b>3,177,566.81</b>	<b>1,870,139.94</b>	<b>1,307,426.87</b>	
<b>Beginning fund balance</b>	<b>2,213,343.42</b>	<b>2,213,343.42</b>	<b>2,213,343.42</b>	<b>1,860,789.76</b>	<b>352,553.66</b>	
<b>Ending fund balance</b>	<b>2,742,520.12</b>	<b>719,166.15</b>	<b>5,390,910.23</b>	<b>3,730,929.70</b>	<b>1,659,980.53</b>	

**California Connections Academy Northern California**  
**Balance Sheet**  
**September 30, 2022**

**ASSETS**

**Cash and Short Term Investments:**

Operating	\$	36,214.78
Holding		5,349,108.68
Petty Cash		150.75
		-----
<b>Total Cash and Short Term Investments</b>		<b>5,385,474.21</b>

**Other Current Assets:**

Pupil Funding	1,073,009.86	
SPED Funding State	3,834.53	
Other State Receivables	(74,988.53)	
Federal Programs	210,832.00	
Due from CalOPS Schools	(99,919.55)	
Prepaid Expenses	175,503.16	
		-----
<b>Total Other Current Assets</b>	<b>1,288,271.47</b>	

<b>Total Current Assets</b>	<b>6,673,745.68</b>
-----------------------------	---------------------

<b>Total Assets</b>	<b>\$</b>	<b>6,673,745.68</b>
		=====

**LIABILITIES**

**Current Liabilities:**

Due to (from) Pearson Online and Blended Learning	\$	1,892,895.62
CalOPS Payroll Liability		1,932,535.48
CalOPS Pass Through Expense Liability		1,012,355.52
Accrued Expenses		13.40
Deferred Rent		8,658.00
Deferred Revenue		385,460.75
Accounts Payable		722,660.76
		-----
<b>Total Current Liabilities</b>		<b>5,954,579.53</b>

<b>Total Liabilities</b>	<b>5,954,579.53</b>
--------------------------	---------------------

**FUND BALANCE**

Beginning Fund Balance	2,213,343.42	
Change in Fund Balance	(1,494,177.26)	
		-----

<b>Ending Fund Balance</b>	<b>719,166.15</b>
----------------------------	-------------------

<b>Total Liabilities and Fund Balance</b>	<b>\$</b>	<b>6,673,745.68</b>
		=====

**California Connections Academy Northern California**  
**Schedule of Revenue**  
**For the Period Ended September 30, 2022**

	September-22 Actual	YTD Actual	Annual Forecast	Annual Budget	Forecast vs Budget
<b>Revenue</b>					
<b>State Funding</b>					
LCFF / General Purpose Block Grant - State	1,198,263.39	1,198,263.39	11,351,969.00	8,905,016.37	2,446,952.63
LCFF / General Purpose Block Grant - State EPA	519,155.37	519,155.37	4,918,314.00	7,262,597.52	(2,344,283.52)
Lottery	42,293.00	42,293.00	400,670.53	356,454.24	44,216.29
Mandated Cost Reimbursement	4,855.56	4,855.56	46,000.00	46,000.00	-
Special Education Pass through funds - State	146,330.21	146,330.21	1,386,286.22	1,280,727.55	105,558.67
A-G Completion Improvement Grant	-	-	41,382.67	41,382.67	-
Educator Effectiveness Block Grant	-	-	59,690.33	59,690.33	-
ERMHS	-	-	103,851.73	103,851.73	-
Universal TK Grant	-	-	55,846.00	55,846.00	-
<b>Total State Funding</b>	<b>1,910,897.53</b>	<b>1,910,897.53</b>	<b>18,364,010.48</b>	<b>18,111,566.41</b>	<b>252,444.07</b>
<b>Federal &amp; Other Programs Funding</b>					
Title I	-	-	238,019.00	225,000.00	13,019.00
Title II	-	-	40,655.00	38,000.00	2,655.00
Title IV	-	-	16,266.00	14,200.00	2,066.00
IDEA	-	-	186,500.00	186,500.00	-
E-Rate	-	-	4,300.00	4,300.00	-
ESSER Funding	-	-	1,255,253.31	1,255,253.31	-
<b>Total Federal &amp; Other Programs Funding</b>	<b>-</b>	<b>-</b>	<b>1,740,993.31</b>	<b>1,723,253.31</b>	<b>17,740.00</b>
<b>Local Funding</b>					
LCFF / General Purpose Block Grant - Local	298,068.09	298,068.09	2,823,803.00	2,984,813.76	(161,010.76)
<b>Total Local Funding</b>	<b>298,068.09</b>	<b>298,068.09</b>	<b>2,823,803.00</b>	<b>2,984,813.76</b>	<b>2,823,803.00</b>
<b>Other Funding</b>					
Interest	3,055.00	3,055.00	8,000.00	8,000.00	-
Miscellaneous	-	-	-	-	-
<b>Total Other Funding</b>	<b>3,055.00</b>	<b>3,055.00</b>	<b>8,000.00</b>	<b>8,000.00</b>	<b>-</b>
<b>Total Revenue</b>	<b>2,212,020.62</b>	<b>2,212,020.62</b>	<b>22,936,806.79</b>	<b>22,827,633.48</b>	<b>109,173.31</b>

**California Connections Academy Northern California**  
**Schedule of Fees**  
**For the Period Ended September 30, 2022**

	September-22 Actual	YTD Actual	Annual Forecast	Annual Budget	Forecast vs Budget
<b>SCHEDULE OF COMPENSATION:</b>					
<b>Administrative Compensation</b>					
Salaries	76,677.99	233,607.57	961,589.76	968,179.98	6,590.22
Benefits	19,552.89	59,569.93	245,205.41	246,885.90	1,680.49
Pension	10,051.11	12,570.90	96,927.69	108,440.33	11,512.64
Taxes	2,800.80	8,402.01	34,376.86	45,690.15	11,313.29
<b>Total Administrative Compensation</b>	<b>109,082.78</b>	<b>314,150.41</b>	<b>1,338,099.73</b>	<b>1,369,196.36</b>	<b>31,096.63</b>
<b>Instructional Compensation</b>					
Salaries	422,261.52	666,033.97	5,450,387.70	5,320,212.40	(130,175.30)
Benefits	107,676.69	175,017.40	1,395,027.61	1,356,654.16	(38,373.44)
Pension	93,788.18	(2,829.32)	904,307.60	1,016,160.57	111,852.97
Taxes	7,200.73	8,193.86	103,880.92	106,404.25	2,523.32
<b>Total Instructional Compensation</b>	<b>630,927.11</b>	<b>846,415.91</b>	<b>7,853,603.83</b>	<b>7,799,431.38</b>	<b>(54,172.45)</b>
<b>Total Compensation</b>	<b>740,009.90</b>	<b>1,160,566.32</b>	<b>9,191,703.56</b>	<b>9,168,627.74</b>	<b>(23,075.82)</b>
<b>SCHEDULE OF FEES:</b>					
<b>Enrollment/Unit-Based Fees</b>					
Accounting and Regulatory Reporting	7,463.45	22,390.34	88,309.89	89,561.37	1,251.00
Community Outreach	4,166.67	12,500.00	50,000.00	50,000.00	-
Connexus Annual License (EMS)	89,561.37	268,684.10	1,059,718.69	1,074,736.40	15,018.00
Curriculum Postage	6,909.63	20,728.89	78,275.71	82,915.56	4,640.00
Direct Course Instruction Support	2,717.00	2,717.00	47,824.95	47,824.95	-
Educational Resource Center	18,807.89	56,423.66	222,540.92	225,694.65	3,154.00
Enrollment and Records Management	8,375.31	25,125.93	94,879.64	100,503.71	5,624.06
Facility Support Services	525.00	1,575.00	6,442.48	6,442.48	-
Hardware/Software - Employees	4,604.77	13,814.31	56,423.25	55,257.24	(1,166.00)
Human Resources Support	9,593.27	28,779.81	117,548.43	115,119.25	(2,429.17)
ISP Processing Fee	3,224.81	9,674.43	36,532.26	38,697.73	2,165.47
School Curriculum Supplies	3,355.62	10,066.85	41,328.51	40,267.41	(1,061.10)
Short-Term Sub Teaching Services	6,957.88	11,542.78	25,835.74	-	(25,835.73)
Special Populations Consultative Services	-	-	416,102.34	348,214.60	(67,887.73)
Student Technology Assistance- Laptops	76,026.12	228,078.36	708,400.00	1,776,393.43	1,067,993.43
Tangible/Intangible Instr. Materials	213,093.74	639,281.22	2,407,550.41	2,556,911.47	149,361.05
Technical Support and Repairs	22,390.35	67,171.03	264,929.67	268,684.10	3,754.00
Voice Over IP Services	-	-	33,853.95	33,154.34	(699.60)
<b>Total Enrollment/Unit Based Fees</b>	<b>477,772.88</b>	<b>1,418,553.71</b>	<b>5,756,496.84</b>	<b>6,910,378.69</b>	<b>1,153,881.85</b>
<b>Revenue-Based Fees</b>					
Marketing Services	17,707.13	53,121.39	212,521.69	212,485.54	(36.15)
School Administration	106,242.77	318,728.31	1,275,130.13	1,274,913.25	(216.88)
Treasury Services	26,560.69	79,682.08	318,782.53	318,728.31	(54.22)
<b>Total Revenue Based Fees</b>	<b>150,510.59</b>	<b>451,531.78</b>	<b>1,806,434.35</b>	<b>1,806,127.10</b>	<b>(307.25)</b>
<b>Total Fee-Based Expenses</b>	<b>628,283.47</b>	<b>1,870,085.49</b>	<b>7,562,931.19</b>	<b>8,716,505.79</b>	<b>1,153,574.60</b>

California Connections Academy Northern California  
Schedule Other Expenses  
For the Period Ended September 30, 2022

	September-22 Actual	YTD Actual	Annual Forecast	Annual Budget	Forecast vs Budget
<b>SCHEDULE OF OTHER SCHOOL EXPENSES:</b>					
<b>Assessment</b>					
Student Testing & Assessment Facilities & Services	(750.00)	3,975.00	131,000.00	131,000.00	-
Student Testing & Assessment Travel	2,212.97	3,178.91	92,073.51	92,073.51	-
Student Testing Technology	-	-	41,000.00	41,000.00	-
<b>Total Assessment</b>	<b>1,462.97</b>	<b>7,153.91</b>	<b>264,073.51</b>	<b>264,073.51</b>	<b>-</b>
<b>Authorizer Oversight</b>					
District Administrative Fees	833.33	2,500.00	10,000.00	10,000.00	-
District Oversight	15,902.01	47,822.73	190,940.86	191,524.28	583.42
SELPA Admin Fee	4,951.77	14,116.40	58,682.33	54,987.77	(3,694.56)
STRS Reporting	653.74	1,961.23	7,844.90	7,844.90	-
<b>Total Authorizer Oversight</b>	<b>22,340.86</b>	<b>66,400.35</b>	<b>267,468.09</b>	<b>264,356.95</b>	<b>(3,111.14)</b>
<b>Employee Related</b>					
Staff Recruiting/Background Checks	292.92	1,620.08	9,213.55	9,213.55	-
Staff Training/Prof. Dvlpmt	106,947.89	147,946.86	225,694.93	225,694.93	-
Team Building	593.33	4,944.75	17,179.95	17,179.95	-
Travel and Conferences - Administration	200.49	643.40	18,194.79	18,194.79	-
Travel and Conferences - Teachers	2,573.91	2,900.95	34,709.75	34,709.75	-
<b>Total Employee Related</b>	<b>110,608.54</b>	<b>158,056.04</b>	<b>304,992.97</b>	<b>304,992.97</b>	<b>-</b>
<b>Facilities</b>					
Copiers/ Reproduction	323.49	639.35	5,764.66	5,764.66	-
Equipment/Supplies	-	-	11,000.00	11,000.00	-
Expensed Furniture and Equipment	23.40	46.80	53,915.89	53,915.89	-
High-Speed Internet	266.77	2,064.92	12,473.52	12,473.52	-
Maintenance & Repairs	531.19	1,447.78	15,190.43	15,190.43	-
Office Postage	274.72	650.63	8,092.00	8,092.00	-
Office Rent	7,097.02	21,291.06	87,744.24	87,744.24	-
Office Supplies	2,826.77	4,180.18	12,385.43	12,385.43	-
Phone	636.69	1,263.39	9,255.55	9,255.55	-
Rent Operating Expense	735.30	2,205.90	9,797.04	9,797.04	-
Rent Storage Unit	577.73	1,935.75	5,000.00	5,000.00	-
Utilities	353.63	356.99	8,667.87	8,667.87	-
<b>Total Facilities</b>	<b>13,646.71</b>	<b>36,082.75</b>	<b>239,286.63</b>	<b>239,286.63</b>	<b>-</b>
<b>Governance</b>					
Accreditation	40.00	1,170.00	1,170.00	1,000.00	(170.00)
Banking Fees	205.18	705.50	5,000.00	5,000.00	-
Board-Related Expenses	-	-	3,472.30	3,472.30	-
Dues - School	16,000.00	18,788.09	27,000.00	27,000.00	-
Dues - Staff	915.48	3,158.31	6,738.71	6,738.71	-
Insurance Expenses	-	2,382.43	2,382.43	2,772.53	390.10
<b>Total Governance</b>	<b>17,160.66</b>	<b>26,204.33</b>	<b>45,763.44</b>	<b>45,983.54</b>	<b>220.10</b>
<b>Internet Service Provider</b>					
ISP Payment Reimbursement	-	-	89,000.00	89,000.00	-
<b>Total Internet Service Provider</b>	<b>-</b>	<b>-</b>	<b>89,000.00</b>	<b>89,000.00</b>	<b>-</b>
<b>Instructional</b>					
Other Curriculum	8,812.41	44,441.93	127,753.86	127,753.86	-
Summer School	-	330.00	61,941.42	61,941.42	-
<b>Total Instructional</b>	<b>8,812.41</b>	<b>44,771.93</b>	<b>189,695.28</b>	<b>189,695.28</b>	<b>-</b>
<b>Professional Services</b>					
Accounting Services/Audit	-	3,551.42	13,833.96	13,833.96	-
AERIES	-	13,165.91	13,165.91	13,000.00	(165.91)
Legal Services	264.68	516.26	65,175.98	65,175.98	-
Legal Special Education	-	310.97	21,474.94	21,474.94	-
Other School Contracted Services	-	5,678.21	16,271.62	16,271.62	-
Other School Expense	-	875.33	1,389.78	1,389.78	-
<b>Total Professional Services</b>	<b>264.68</b>	<b>24,098.10</b>	<b>131,312.19</b>	<b>131,146.28</b>	<b>(165.91)</b>
<b>Student Related</b>					
Graduation Expense	2,166.45	4,034.93	10,000.00	10,000.00	-
SPED Related Services	126,300.86	274,258.52	1,324,000.00	1,324,000.00	-
Student Activities	445.45	462.30	28,000.00	28,000.00	-
<b>Total Student Related</b>	<b>128,912.76</b>	<b>278,755.75</b>	<b>1,362,000.00</b>	<b>1,362,000.00</b>	<b>-</b>
<b>Taxes</b>					
Sales Tax And Use	11,340.97	34,022.91	111,013.13	181,824.85	70,811.72
<b>Total Taxes</b>	<b>11,340.97</b>	<b>34,022.91</b>	<b>111,013.13</b>	<b>181,824.85</b>	<b>70,811.72</b>
<b>Total Other Expenses</b>	<b>314,550.56</b>	<b>675,546.07</b>	<b>3,004,605.24</b>	<b>3,072,360.01</b>	<b>67,754.77</b>



**California Connections Academy Southern California  
Revenue and Expense Statement  
For the Period Ended September 30, 2022**

	September-22 Actual	YTD Actual	Annual Forecast	Annual Budget	Forecast vs Budget \$	Forecast vs Budget %
<b>Forecasted Enrollment</b>						
Forecasted ADM			5,114	5,046	68	0
Forecasted Total Enrollment			6,638	6,818	(180)	-
Forecasted Funded Enrollment			4,922	4,976	(54)	(0)
<b>Revenue</b>						
State Funding	2,106,351.30	2,106,351.30	20,425,626.15	18,912,076.29	1,513,549.86	0.08
Federal & Other Program Funding	-	-	4,962,207.57	4,926,679.57	35,528.00	0.01
Local Aid	4,396,303.28	4,396,303.28	41,649,189.00	40,020,831.56	1,628,357.44	0.04
Other Funding Sources	1,259.72	3,947.22	10,000.00	10,000.00	-	-
<b>Total Revenue</b>	<b>6,503,914.30</b>	<b>6,506,601.80</b>	<b>67,047,022.72</b>	<b>63,869,587.42</b>	<b>3,177,435.30</b>	<b>4.97%</b>
<b>Program Expenses</b>						
<b>Compensation Expense</b>						
Administration Staff	307,313.09	885,039.14	3,792,985.83	3,857,363.66	64,377.83	1.67%
Instructional Staff	1,777,477.19	2,205,665.40	21,946,640.99	21,972,920.71	26,279.72	0.12%
<b>Total Compensation Expense</b>	<b>2,084,790.28</b>	<b>3,090,704.54</b>	<b>25,739,626.82</b>	<b>25,830,284.37</b>	<b>90,657.55</b>	<b>0.35%</b>
<b>Fee Based Expenses</b>						
Enrollment/Unit Based Fees	1,309,127.23	3,883,538.33	16,592,111.49	16,597,821.39	5,709.90	0.03%
Revenue Based Fees	421,290.45	1,263,871.37	5,284,925.94	5,055,485.50	(229,440.44)	-4.54%
<b>Total Fee Based Expenses</b>	<b>1,730,417.68</b>	<b>5,147,409.70</b>	<b>21,877,037.43</b>	<b>21,653,306.89</b>	<b>(223,730.54)</b>	<b>-1.03%</b>
<b>Other School Expenses</b>						
Assessment	(51,679.06)	(48,949.62)	830,393.79	830,393.79	-	0.00%
Authorizer Oversight	63,433.95	181,979.89	752,885.44	711,275.66	(41,609.78)	-5.85%
Employee Related	311,611.50	445,282.77	859,240.39	859,240.39	-	0.00%
Facilities	35,846.16	99,053.99	769,053.49	769,053.49	-	0.00%
Governance	53,665.15	77,194.32	105,951.07	104,577.85	(1,373.22)	-1.31%
Internet Service Provider	-	-	287,000.00	287,000.00	-	0.00%
Instructional	24,826.73	125,863.87	534,418.37	534,418.37	-	0.00%
Professional Services	12,435.77	93,946.18	369,938.80	369,847.18	(91.62)	-0.02%
Student Related	512,613.36	918,921.27	4,151,000.00	4,151,000.00	-	0.00%
Other (Income) and Expense	-	(84,581.00)	(84,581.00)	-	84,581.00	0.00%
Taxes	26,677.90	80,661.93	311,078.01	278,519.65	(32,558.36)	-11.69%
Pending Allocation	(383,067.59)	171,414.43	-	-	-	0.00%
<b>Total Other School Expenses</b>	<b>606,363.87</b>	<b>2,060,788.03</b>	<b>8,886,378.36</b>	<b>8,895,326.38</b>	<b>8,948.02</b>	<b>0.10%</b>
<b>Adjustments and Credits</b>						
Discretionary Service Credit	-	-	-	-	-	0.00%
<b>Total Adjustments and Credits</b>	<b>-</b>	<b>-</b>	<b>-</b>	<b>-</b>	<b>-</b>	<b>0.00%</b>
<b>Total Program Expenses</b>	<b>4,421,571.83</b>	<b>10,298,902.27</b>	<b>56,503,042.60</b>	<b>56,378,917.64</b>	<b>(124,124.96)</b>	<b>-0.22%</b>
<b>Net Increase (Decrease)</b>	<b>2,082,342.47</b>	<b>(3,792,300.47)</b>	<b>10,543,980.12</b>	<b>7,490,669.78</b>	<b>3,053,310.34</b>	
<b>Beginning fund balance</b>	<b>9,308,436.68</b>	<b>9,308,436.68</b>	<b>9,308,436.68</b>	<b>8,274,230.59</b>		
<b>Ending fund balance</b>	<b>11,390,779.14</b>	<b>5,516,136.21</b>	<b>19,852,416.80</b>	<b>15,764,900.37</b>		

**California Connections Academy Southern California  
Balance Sheet  
September 30, 2022**

<b>ASSETS</b>	
<b>Cash and Short Term Investments:</b>	
Payroll	\$ 2,070,149.76
Operating Account	2,739,308.12
Holding	9,570,837.71
OCDE Cash Account	2,402,840.15
Petty Cash	320.00
	-----
<b>Total Cash and Short Term Investments</b>	<b>16,783,455.74</b>
 <b>Other Current Assets:</b>	
Pupil Funding	(4,478,924.81)
SPED Funding State	(122,751.16)
Other State Receivables	(332,899.34)
Federal Programs	179,867.00
Due from CalOPS Schools	344,191.73
Prepaid Expenses	51,261.46
	-----
<b>Total Other Current Assets</b>	<b>(4,359,255.12)</b>
	-----
<b>Total Current Assets</b>	<b>12,424,200.62</b>
 <b>Fixed Assets:</b>	
Office Equipment - Shelving System	32,521.50
Accumulated Depreciation	(8,311.22)
	-----
<b>Net Fixed Assets</b>	<b>24,210.28</b>
 <b>Other Assets:</b>	
Rent Deposit InterPres Corporation	20,287.30
	-----
<b>Total Other Assets</b>	<b>20,287.30</b>
	-----
<b>Total Assets</b>	<b>\$ 12,468,698.20</b>
	=====
 <b>LIABILITIES</b>	
<b>Current Liabilities:</b>	
Due to (from) Pearson Virtual Schools	\$ 8,239,740.42
CalOPS Payroll Liability	(3,577,895.05)
CalOPS Pass Through Expense Liability	(1,867,714.53)
Pension Payable	745,985.53
Accrued Expenses	40.81
Accrued Credit Card Expenses	171,414.43
Deferred Rent	25,606.00
Deferred Revenue	1,097,347.70
Accounts Payable	2,118,036.68
	-----
<b>Total Current Liabilities</b>	<b>6,952,561.99</b>
	-----
<b>Total Liabilities</b>	<b>6,952,561.99</b>
 <b>FUND BALANCE</b>	
Beginning Fund Balance	9,308,436.68
Change in Fund Balance	(3,792,300.47)
	-----
<b>Ending Fund Balance</b>	<b>5,516,136.21</b>
	-----
<b>Total Liabilities and Fund Balance</b>	<b>\$ 12,468,698.20</b>
	=====

**California Connections Academy Southern California**  
**Schedule of Revenue**  
**For the Period Ended September 30, 2022**

<b>Revenue</b>	<b>September-22 Actual</b>	<b>YTD Actual</b>	<b>Annual Forecast</b>	<b>Annual Budget</b>	<b>Forecast vs Budget \$</b>
<b>State Funding</b>					
LCFF / General Purpose Block Grant - State	1,417,604.88	1,417,604.88	13,429,941.00	12,559,988.25	869,952.75
LCFF / General Purpose Block Grant - State EPA	103,901.71	103,901.71	984,332.00	995,140.00	(10,808.00)
Lottery	123,123.49	123,123.49	1,166,433.07	990,163.90	176,269.17
Mandated Cost Reimbursement	14,883.33	14,883.33	141,000.00	141,000.00	-
Special Education Pass through funds - State	425,996.89	425,996.89	4,035,759.99	3,557,624.05	478,135.94
A-G Completion Improvement Grant	-	-	116,494.00	116,494.00	-
Educator Effectiveness Block Grant	-	-	178,141.67	178,141.67	-
ERMHS	20,841.00	20,841.00	257,613.42	257,613.42	-
Universal TK Grant	-	-	115,911.00	115,911.00	-
<b>Total State Funding</b>	<b>2,106,351.30</b>	<b>2,106,351.30</b>	<b>20,425,626.15</b>	<b>18,912,076.29</b>	<b>1,513,549.86</b>
<b>Federal &amp; Other Programs Funding</b>					
Title I	-	-	776,266.00	757,000.00	19,266.0
Title II	-	-	129,900.00	124,500.00	5,400.0
Title IV	-	-	54,862.00	44,000.00	10,862.0
IDEA	-	-	568,050.00	568,050.00	-
E-Rate	-	-	11,400.00	11,400.00	-
ESSER Funding	-	-	3,421,729.57	3,421,729.57	-
<b>Total Federal &amp; Other Programs Funding</b>	<b>-</b>	<b>-</b>	<b>4,962,207.57</b>	<b>4,926,679.57</b>	<b>35,528.00</b>
<b>Local Funding</b>					
LCFF / General Purpose Block Grant - Local	4,396,303.28	4,396,303.28	41,649,189.00	40,020,831.56	1,628,357.44
Donations/Tax Credits	-	-	-	-	-
<b>Total Local Funding</b>	<b>4,396,303.28</b>	<b>4,396,303.28</b>	<b>41,649,189.00</b>	<b>40,020,831.56</b>	<b>1,628,357.44</b>
<b>Other Funding</b>					
Interest	1,259.72	3,947.22	10,000.00	10,000.00	-
Miscellaneous	-	-	-	-	-
<b>Total Other Funding</b>	<b>1,259.72</b>	<b>3,947.22</b>	<b>10,000.00</b>	<b>10,000.00</b>	<b>-</b>
<b>Total Revenue</b>	<b>6,503,914.30</b>	<b>6,506,601.80</b>	<b>67,047,022.72</b>	<b>63,869,587.42</b>	<b>3,177,435.30</b>

**California Connections Academy Southern California**  
**Schedule of Fees**  
**For the Period Ended September 30, 2022**

	September-22 Actual	YTD Actual	Annual Forecast	Annual Budget	Forecast vs Budget \$
<b>SCHEDULE OF COMPENSATION:</b>					
<b>Administrative Compensation</b>					
Salaries	216,020.80	658,130.12	2,709,035.39	2,727,601.67	18,566.28
Benefits	55,085.30	167,823.18	690,804.07	695,538.43	4,734.36
Pension	28,316.46	35,415.32	273,069.20	305,503.14	32,433.94
Taxes	7,890.54	23,670.52	120,077.17	128,720.42	8,643.25
<b>Total Administrative Compensation</b>	<b>307,313.09</b>	<b>885,039.14</b>	<b>3,792,985.83</b>	<b>3,857,363.66</b>	<b>64,377.83</b>
<b>Instructional Compensation</b>					
Salaries	1,189,614.78	1,756,369.04	15,235,072.81	14,988,349.74	(246,723.07)
Benefits	303,351.76	463,664.05	3,900,733.51	3,822,029.18	(78,704.33)
Pension	264,224.43	(35,051.56)	2,520,576.74	2,862,774.80	342,198.06
Taxes	20,286.22	20,683.88	290,257.93	299,766.99	9,509.06
<b>Total Instructional Compensation</b>	<b>1,777,477.19</b>	<b>2,205,665.40</b>	<b>21,946,640.99</b>	<b>21,972,920.71</b>	<b>26,279.72</b>
<b>Total Compensation</b>	<b>2,084,790.28</b>	<b>3,090,704.54</b>	<b>25,739,626.82</b>	<b>25,830,284.37</b>	<b>90,657.55</b>
<b>SCHEDULE OF FEES:</b>					
<b>Enrollment/Unit-Based Fees</b>					
Accounting and Regulatory Reporting	21,026.37	63,079.11	255,721.81	252,316.45	(3,405.00)
Community Outreach	45,833.33	137,500.00	550,000.00	550,000.00	-
Connexus Annual License (EMS)	252,316.45	756,949.34	3,068,661.72	3,027,797.37	(40,864.00)
Curriculum Postage	18,748.19	56,244.55	219,041.46	224,978.19	5,937.00
Direct Course Instruction Support	8,778.00	8,778.00	154,844.33	154,844.33	-
Educational Resource Center	52,986.45	158,959.36	644,418.96	635,837.45	(8,582.00)
Enrollment and Records Management	22,725.07	68,175.21	265,504.80	272,700.83	7,196.00
Facility Support Services	1,525.00	4,575.00	18,150.06	18,150.05	-
Hardware/Software - Employees	12,972.78	38,918.32	158,958.19	155,673.26	(3,284.93)
Human Resources Support	27,026.60	81,079.82	331,162.90	324,319.29	(6,843.61)
ISP Processing Fee	9,145.98	27,437.94	108,641.33	109,751.76	1,110.00
Special Populations Consultative Services	-	-	1,095,899.77	981,006.35	(114,893.42)
School Curriculum Supplies	9,453.60	28,360.80	116,432.61	113,443.21	(2,989.40)
Short-Term Sub Teaching Services	19,602.06	32,518.85	32,518.85	-	(32,518.85)
Student Technology Assistance- Laptops	165,712.24	497,136.72	1,990,650.00	1,988,546.88	(2,103.00)
Tangible/Intangible Instr. Materials	578,195.99	1,734,587.97	6,718,964.35	6,938,102.67	219,138.00
Technical Support and Repairs	63,079.12	189,237.34	767,165.43	756,949.34	(10,216.00)
Voice Over IP Services	-	-	95,374.92	93,403.96	(1,970.95)
<b>Total Enrollment/Unit Based Fees</b>	<b>1,309,127.23</b>	<b>3,883,538.33</b>	<b>16,592,111.49</b>	<b>16,597,821.39</b>	<b>5,709.90</b>
<b>Revenue-Based Fees</b>					
Marketing Services	49,563.58	148,690.75	621,755.99	594,763.00	(26,993.00)
School Administration	297,381.50	892,144.50	3,730,535.96	3,568,578.00	(161,958.00)
Treasury Services	74,345.37	223,036.12	932,633.99	892,144.50	(40,489.00)
<b>Total Revenue Based Fees</b>	<b>421,290.45</b>	<b>1,263,871.37</b>	<b>5,284,925.94</b>	<b>5,055,485.50</b>	<b>(229,440.44)</b>
<b>Total Fee-Based Expenses</b>	<b>1,730,417.68</b>	<b>5,147,409.70</b>	<b>21,877,037.43</b>	<b>21,653,306.89</b>	<b>(223,730.54)</b>

California Connections Academy Southern California  
Schedule of Other Expenses  
For the Period Ended September 30, 2022

	September-22 Actual	YTD Actual	Annual Forecast	Annual Budget	Forecast vs Budget \$
<b>SCHEDULE OF OTHER SCHOOL EXPENSES:</b>					
<b>Assessment</b>					
Student Testing & Assessment Facilities & Services	-	8.12	316,000.00	316,000.00	-
Student Testing & Assessment Travel	6,234.50	8,955.82	259,393.79	259,393.79	-
Student Testing Technology	(57,913.56)	(57,913.56)	255,000.00	255,000.00	-
<b>Total Assessment</b>	<b>(51,679.06)</b>	<b>(48,949.62)</b>	<b>830,393.79</b>	<b>830,393.79</b>	<b>-</b>
<b>Authorizer Oversight</b>					
District Oversight	47,134.14	136,427.40	560,634.62	535,759.60	(24,875.02)
SELPA Admin Fee	14,458.06	40,027.24	170,149.82	153,415.06	(16,734.76)
STRS Reporting	1,841.75	5,525.25	22,101.00	22,101.00	-
<b>Total Authorizer Oversight</b>	<b>63,433.95</b>	<b>181,979.89</b>	<b>752,885.44</b>	<b>711,275.66</b>	<b>(41,609.78)</b>
<b>Employee Related</b>					
Staff Recruiting/Background Checks	825.22	4,564.13	25,956.85	25,956.85	-
Staff Training/Prof. Dvlpmt	301,298.58	416,802.80	635,838.25	635,838.25	-
Team Building	1,671.55	13,930.56	48,400.15	48,400.15	-
Travel and Conferences - Administration	564.82	1,812.61	51,259.21	51,259.21	-
Travel and Conferences - Teachers	7,251.33	8,172.67	97,785.93	97,785.93	-
<b>Total Employee Related</b>	<b>311,611.50</b>	<b>445,282.77</b>	<b>859,240.39</b>	<b>859,240.39</b>	<b>-</b>
<b>Facilities</b>					
Copiers/ Reproduction	911.34	1,801.19	16,240.48	16,240.48	-
Depreciation	-	-	3,000.00	3,000.00	-
Equipment/Supplies	-	-	124,000.00	124,000.00	-
Expensed Furniture and Equipment	65.93	131.86	151,894.35	151,894.35	-
High-Speed Internet	751.56	5,817.39	35,140.98	35,140.98	-
Maintenance & Repairs	1,496.48	4,078.73	42,795.20	42,795.20	-
Office Postage	773.97	1,833.01	22,797.16	22,797.16	-
Office Rent	19,994.04	59,982.12	247,197.15	247,197.15	-
Office Supplies	5,363.71	9,176.60	34,892.80	34,892.80	-
Phone	1,793.72	3,559.28	26,075.18	26,075.18	-
Rent Operating Expense	2,071.53	6,214.59	27,600.68	27,600.68	-
Rent Storage Unit	1,627.62	5,453.50	13,000.00	13,000.00	-
Utilities	996.26	1,005.72	24,419.51	24,419.51	-
<b>Total Facilities</b>	<b>35,846.16</b>	<b>99,053.99</b>	<b>769,053.49</b>	<b>769,053.49</b>	<b>-</b>
<b>Governance</b>					
Accreditation	-	1,130.00	1,130.00	1,000.00	(130.00)
Banking Fees	598.53	2,112.45	11,000.00	11,000.00	-
Board-Related Expenses	-	-	9,782.33	9,782.33	-
Dues - School	50,487.50	58,342.24	58,342.24	56,000.00	(2,342.24)
Dues - Staff	2,579.12	8,897.74	18,984.61	18,984.61	-
Insurance Expenses	-	6,711.89	6,711.89	7,810.91	1,099.02
<b>Total Governance</b>	<b>53,665.15</b>	<b>77,194.32</b>	<b>105,951.07</b>	<b>104,577.85</b>	<b>(1,373.22)</b>
<b>Internet Service Provider</b>					
ISP Payment Reimbursement	-	-	287,000.00	287,000.00	-
<b>Total Internet Service Provider</b>	<b>-</b>	<b>-</b>	<b>287,000.00</b>	<b>287,000.00</b>	<b>-</b>
<b>Instructional</b>					
Other Curriculum	24,826.73	125,203.87	359,914.12	359,914.12	-
Summer School	-	660.00	174,504.25	174,504.25	-
<b>Total Instructional</b>	<b>24,826.73</b>	<b>125,863.87</b>	<b>534,418.37</b>	<b>534,418.37</b>	<b>-</b>
<b>Professional Services</b>					
Accounting Services/Audit	-	10,005.22	38,973.66	38,973.66	-
AERIES	-	37,091.62	37,091.62	37,000.00	(91.62)
Legal Services	(1,795.84)	9,084.92	183,616.81	183,616.81	-
Legal Special Education	14,000.00	19,711.23	60,500.19	60,500.19	-
Other School Contracted Services	-	15,996.93	45,841.17	45,841.17	-
Other School Expense	231.61	2,056.26	3,915.35	3,915.35	-
<b>Total Professional Services</b>	<b>12,435.77</b>	<b>93,946.18</b>	<b>369,938.80</b>	<b>369,847.18</b>	<b>(91.62)</b>
<b>Student Related</b>					
Graduation Expense	(802.53)	6,267.27	55,000.00	55,000.00	-
SPED Related Services	510,084.33	908,055.96	3,997,000.00	3,997,000.00	-
Student Activities	3,331.56	4,598.04	99,000.00	99,000.00	-
<b>Total Student Related</b>	<b>512,613.36</b>	<b>918,921.27</b>	<b>4,151,000.00</b>	<b>4,151,000.00</b>	<b>-</b>
<b>Other (Income) and Expense</b>					
Gain from Insurance Claims	-	(84,581.00)	(84,581.00)	-	84,581.00
Loss on Legal Settlement	-	-	-	-	-
<b>Total Other (Income) and Expense</b>	<b>-</b>	<b>(84,581.00)</b>	<b>(84,581.00)</b>	<b>-</b>	<b>84,581.00</b>
<b>Taxes</b>					
Sales Tax And Use	26,677.90	80,661.93	311,078.01	278,519.65	(32,558.36)
<b>Total Taxes</b>	<b>26,677.90</b>	<b>80,661.93</b>	<b>311,078.01</b>	<b>278,519.65</b>	<b>(32,558.36)</b>
<b>Pending Allocation</b>					
Expenses Pending Allocation	#####	171,414.43	-	-	-
<b>Total Pending Allocation</b>	<b>(383,067.59)</b>	<b>171,414.43</b>	<b>-</b>	<b>-</b>	<b>-</b>
<b>Total Other Expenses</b>	<b>606,363.87</b>	<b>2,060,788.03</b>	<b>8,886,378.36</b>	<b>8,895,326.38</b>	<b>8,948.02</b>



California Online Public Schools (CalOPS)  
Board Meeting Minutes

**DATE:** Tue September 27th, 2022

**TIME:** 3:30pm - 5:30pm PDT

CalCA North Bay School Phone: (707) 232-5470 School Fax: (707) 987-5570  
CalCA Central Valley School Phone: (559) 571-2300 School Fax: (559) 746-0497  
CalCA Central Coast School Phone: (661) 230-9820 School Fax: (661) 568-0053  
CalCA Monterey Bay School Phone: (831) 200-1006 School Fax: (831) 401-2669  
CalCA Northern California School Phone: (209) 253-1208 School Fax: (209) 253-0406  
CalCA Southern California School Phone: (949) 461-1667 School Fax: (949) 240-7895

**Teleconference: 800-504-8071 Access Code: 843-8063#**

---

### **I. Call to Order**

In Ms. Pavlich's absence, Mr. Henjum called the meeting to order at 3:36 pm when all participants were present and able to hear each other. It was noted that both the SoCal and NorCal offices were open for in person attendance by members of the public.

### **II. Roll Call**

Board Members Present at Roll Call: Mike Henjum, Diana Rivas, Adam Pulsipher, and Paul Hedrick (all via phone);

Board Members Absent: Elaine Pavlich;

Guests Present: Franci Sassin, and Lachelle Carter (in person at CalCA Southern California); Richie Romero, Deputy Superintendent; Leslie Dombek, Tara Mannix, Dan Hertzler, and Heather Tamayo, School staff; Laura Johnson, Melissa Brown, Donna Kozub, and Heather Woodward, Pearson Virtual Schools staff (all via phone).

### **III. Public Comment**

There were no public comments at this time.

### **IV. Routine Business**

#### **a. Approval of Agenda**

Ms. Pavlich asked the Board to review the Agenda distributed prior to the meeting, and posted by September 20<sup>th</sup>, 2022 in compliance with the Brown Act requirements. There being no

changes noted, the following motion was made and seconded as follows:

RESOLVED, that the Agenda for the September 27, 2022 Board Meeting, as presented, is hereby approved.

The motion was approved unanimously via a roll call vote.

## **V. Public Hearing on the Conflict of Interest Code**

Dr. Sassin announced the commencement of the public hearing at 3:42 pm on the Conflict of Interest Code. Dr. Sassin noted that the changes would be discussed later in the meeting. Mr. Henjum asked if there were any members of the public wishing to address the Conflict of Interest Code. There being no further discussion and no members of the public in attendance, the Board closed the public hearing at 3:43 pm and resumed the regular session of the meeting.

## **VI. Oral Reports**

### **a. Superintendent's Report**

#### **1. Back to School Activities Update**

Mr. Romero provided the Board with an update on back-to-school activities, including staff professional development.

#### **2. Enrollment and Staffing Update**

Mr. Romero reviewed with the Board the current enrollment and staffing update. He noted that Dr. Sassin will be leaving the school at the end of the week and thanked her for her years of service.

[Tara Mannix joined the meeting at 3:44 pm]

#### **3. 2022 Graduate Updates**

Mr. Romero provided an unofficial update on the 2022 graduates rates at this time.

### **b. Principals' Reports**

Mr. Henjum asked if the Board had any questions or comments on the written reports. There were no questions from the Board at this time.

#### **1. Elementary School**

Mr. White asked the Board whether they had any questions or comments on the written report received by the Elementary School Principal, Mr. White. There were no questions from the Board at this time.

#### **2. Middle School**

Ms. Tamayo asked the Board whether they had any questions or comments on the written report received by the Middle School Principal, Ms. Tamayo. There were no questions from

the Board at this time.

3. High School

Ms. Mannix asked the Board whether they had any questions or comments on the written report received by the High School Principal, Ms. Mannix. There were no questions from the Board at this time.

c. CalCA Financial Report

Ms. Carter reviewed the financial report with the Board, as included within the Board meeting materials. She specifically highlighted changes in the financials and forecasted expenses since the last meeting's review. Ms. Carter further discussed details of recent bank account transactions, and set up recently completed for school leadership changes.

1. Consolidated Financial Report

Ms. Carter provided the Board with an update on all the CalCA School's financials. Ms. Pavlich asked the Board whether they had any questions or comments on the consolidated financial report, as included in the Board meeting materials. There were no questions from the Board at this time.

2. CalCA Central Coast Financial Report

Ms. Carter asked the Board whether they had any questions or comments on the written CalCA Central Coast financial report, as included in the Board meeting materials. There were no questions from the Board at this time.

3. CalCA Central Valley Financial Report

Ms. Carter asked the Board whether they had any questions or comments on the written CalCA Central Valley financial report, as included in the Board meeting materials. There were no questions from the Board at this time.

4. CalCA Monterey Bay Financial Report

Ms. Carter asked the Board whether they had any questions or comments on the written CalCA Monterey Bay financial report, as included in the Board meeting materials. There were no questions from the Board at this time.

5. CalCA North Bay Financial Report

Ms. Carter asked the Board whether they had any questions or comments on the written CalCA North Bay financial report, as included in the Board meeting materials. There were no questions from the Board at this time.

6. CalCA Northern California Financial Report

Ms. Carter asked the Board whether they had any questions or comments on the written CalCA Northern California Financial Report financial report, as included in the Board meeting materials. There were no questions from the Board at this time.



7. CalCA Southern California Financial Report

Ms. Carter asked the Board whether they had any questions or comments on the written CalCA Southern California Financial Report financial report, as included in the Board meeting materials. There were no questions from the Board at this time.

d. Policy and Compliance Report

Dr. Sassin reviewed with the Board some new procedures surrounding the Independent Study Policy and the required notices associated with that revised process.

1. Audit Update

Dr. Sassin provided the Board with an update on the 2022-2023 Annual Audit process completed to date, the ongoing efforts, and expected timeline for Board consideration. She noted that Ms. Carter will begin to manage that process along with team members at Pearson who support the schools.

**VII. Consent Items**

Mr. Henjum asked Board Members whether there were any items from the Consent Items that they wished to have moved to Action Items for discussion. There being no changes noted, a motion was made and seconded as follows:

RESOLVED, the Consent Items:

- a. Approval of Minutes from the August 23, 2022 Board Meeting;
- b. Approval of Staffing Report ;
- c. Approval of Pearson Invoice(s);
- d. Ratification of Unaudited Actuals for Fiscal Year Ending June 30, 2022;
- e. Approval of 2022-2023 Base Salaries and Incentive Package and Career Ladder Positions ;
- f. Approval of CalOPS Employee Handbook Revision(s); Residency Requirements Update ; are hereby approved.

The motion was approved unanimously via a roll call vote.

[Adam Pulsipher joined the meeting at 4:01 pm]

**VIII. Action Items**

- a. Approval of Closing Enrollment for the 2022-2023 School Year on February 3, 2023

Mr. Romaro reviewed with the Board the school's annual process of closing enrollment and the reasons for closing enrollment and the impact it can have on the students success. Mr. Romaro reviewed the proposed date of February 3, 2023. There being no further discussion, a motion was made and seconded as follows:

RESOLVED, that closing enrollment for the 2022-2023 school year on February 3, 2023, as

presented, is hereby approved.

The motion passed unanimously via a roll call vote.

b. Approval of Revision(s) to the COVID-19 Safety Plan

Dr. Sassin reviewed the proposed revision(s) to the COVID-19 Safety Plan as included in the Board materials. The Board did not have any questions. There being no further discussion, a motion was made and seconded as follows:

RESOLVED, that the Approval of Revision(s) to the COVID-19 Safety Plan, as presented, is hereby approved.

The motion passed unanimously via a roll call vote.

c. Approval of Board Policy: Conflict of Interest (COI) Code

Dr. Sassin reviewed with the Board Conflict of Interest (COI) Code and amendments thereto as presented in the Board materials. There being no further discussion, a motion was made and seconded as follows:

RESOLVED, that the Board Policy: Conflict of Interest (COI) Code, as presented, is hereby approved.

The motion passed unanimously via a roll call vote.

d. Consideration of Declaration of Need for the 2022-23 School Year for LEAs listed: California Connections Academy Southern California, CDS Code 30-66464-0106765, California Connections Academy Northern California, CDS Code 39-68650-0125849, California Connections Academy North Bay, CDS Code 17-64055-0129601, California Connections Academy Central Valley, CDS Code 54-71803-0112458, California Connections Academy Central Coast, CDS Code 42-75010-0138891, California Connections Academy Monterey Bay, CDS Code 44-75432-0139410

Dr. Sassin reviewed provided with the background for the consideration of the items for the LEAs as listed. The Board discussed this item in detail with Dr. Sassin. There being no further discussion, a motion was made and seconded as follows:

RESOLVED, that the Declaration of Need for the 2022-23 School Year for LEAs listed: California Connections Academy Southern California, CDS Code 30-66464-0106765, California Connections Academy Northern California, CDS Code 39-68650-0125849, California Connections Academy North Bay, CDS Code 17-64055-0129601, California Connections Academy Central Valley, CDS Code 54-71803-0112458, California Connections Academy Central Coast, CDS Code 42-75010-0138891, California Connections Academy Monterey Bay, CDS Code 44-75432-0139410, as presented, are hereby approved.

The motion passed unanimously via a roll call vote.

e. Approval of Fiscal Control Policy Revision(s)

Mr. Romera reviewed the minor proposed revision to the Fiscal Control Policy. He reviewed a few items that the school is currently working on that this revision would impact. The Board was support of the changes as proposed. There being no further discussion, a motion was made and seconded as follows:

RESOLVED, that Fiscal Control Policy Revision(s), as presented, are hereby approved.

The motion passed unanimously via a roll call vote.

**IX. Information Items**

a. State Accountability Update

Ms. Dombek provided the Board with an update on various state accountability measures.

1. Elementary and Secondary School Emergency Relief (ESSER) III Plans Update

Ms. Dombek provided the Board with an update on Elementary and Secondary School Emergency Relief (ESSER) III Plans.

2. Williams Act Update

Ms. Dombek provided the Board with an update on the Williams Act at this time.

b. Legislative Update

Dr. Sassin updated the Board on legislative activities in the state and directed the Board to the State Policy Support Information, as included in the Board meeting materials. She discussed the state budget process, and the anticipated timing of steps in the process.

c. Math Placement Annual Report

Ms. Dombek provided the Board with an annual Math Placement report. She reviewed the annual requirement for ninth grade students.

d. School Success Partner (SSP) Update

Ms. Johnson presented to the Board on behalf of the School Success Partner (SSP) team. She reviewed specific areas of focus at PVS for the upcoming school year.

e. Academic Success Partner (ASP) Update

Ms. Brown presented on behalf of the Academic Success Partner (ASP) team.

1. Teacher Professional Development Products and Services for the 2022-2023 School Year

Ms. Brown reviewed the professional development products and services for school staff, as offered by Pearson for the 2022-2023 school year. She discussed the various levels of professional learning opportunities available to staff members, and advised of the curated catalog of content to allow for a more personalized professional development experience. She also highlighted the additional training and development opportunities offered by school leadership.

f. Sponsoring District(s) Update

Mr. Romero noted the upcoming school celebrations for the schools that have reached their 10<sup>th</sup> year milestone. He noted that members from their sponsoring districts have been invited to participate in the school's festivities and an update will be provided at the next meeting.

The Board thanked Dr. Sassin for all of her years of service to the school and Board and wished her well with all of her future endeavours.

**X. Adjournment and Confirmation of the Next Meeting on Tuesday, October 25, 2022 at 3:30 pm PT**

There being no further business to discuss, the meeting was adjourned at 4:23 pm. The next meeting is scheduled for Tuesday, October 25, 2022 at 3:30 pm PT.

## CalOPS Staffing Report

### New Hires

Employee Name (Last Suffix, First MI)	Job Title	Hourly Rate or Annual Salary	Bonus Potential	Last Hire Date
Bautista, Lizeth	School Counselor	\$63,970.00	0.00	10/17/2022
Chamberlain, Joshua M.	Teacher - Special Ed	\$68,970.00	0.00	09/19/2022
Guerra, Cierra	Teacher - Secondary	\$60,720.00	0.00	09/26/2022
Huber, Jodie A.	Teacher - Special Ed	\$70,970.00	0.00	10/03/2022
Miller, Britney	School Counselor	\$67,970.00	0.00	09/29/2022
Wilde, Diane E.	Teacher - Advisory	\$63,720.00	0.00	10/17/2022
Williams, Cassie J.	504 Coordinator	\$64,970.00	0.00	10/03/2022

### Departing Employees

Employee Name (Last Suffix, First MI)	Job Title	Termination Date	Termination Reason
Casto, Scott E.	Teacher - Special Ed	10/03/2022	Job Demands
Fitzpatrick, Jenise K.	Teacher - Advisory	09/23/2022	Family Reasons
Sassin, Frances	Dir of Business Services	09/27/2022	Career Change
Singh, Bindy	Teacher - Special Ed	09/19/2022	Personal Reasons

### Promotions/Position Changes

Employee Name (Last Suffix, First MI)	Old Value Description	New Value Description	Hourly Rate or Annual Salary	Bonus Potential	Date In Job
Duran, Mackenzie J.	Teacher - Special Ed	Asst Dir of Student Svcs	\$88,000.00	0.00	10/01/2022
Hertzler, Daniel J.	Asst Principal I	Dir of Business Services	\$122,500.00	0.00	09/26/2022
Savage, Richard S.	School Leader	Superintendent	\$207,529.41	0.00	08/01/2022
Scrivner, Felicia M.	School Admin Asst I	School Exec Assistant	\$28.00	0.00	09/16/2022

# Jodie Erler

Mission Viejo, CA 92692

[jodieannhuber@gmail.com](mailto:jodieannhuber@gmail.com)

+1 949 244 6988

#readytowork

Authorized to work in the US for any employer

## Work Experience

---

Haynes Family of Programs

January 2020 to Present

Oxford Consulting

January 2019 to Present

Epic Charter Schools

2017 to Present

Alta Public Schools

2016 to 2017

Compton Unified School District

2015 to 2016

Santa Ana Unified School District

2014 to 2015

### **RSP Teacher**

Saddleback Valley Unified School District

2000 to 2014

Diversified teaching methods to meet multiple intelligences and created projects to challenge students.

- Motivated students to take charge of their own learning and setting goals.
- Modified lessons to meet the needs of students with Autism and ADD/ADHD.
- Altered lessons to accommodate lower reading and language levels.
- Maintained an effective classroom management system.
- Prepared material to meet the needs of all ELL students in the classroom.
- Enhanced lessons with the usage of Smart Board technology.
- Augmented student learning through one-on-one instruction for ELL students.
- Provided supplemental in-class and cooperative support to ELL students.
- Developed and implemented diverse curriculum to effectively meet all needs.
- Promoted student leadership by initiating and creating positive learning opportunities.
- Integrated technology into curriculum as a tool for promoting research.
- Established and maintained positive relationships with students and parents.
- Implemented and developed thematic units that incorporated real world examples to introduce new materials, consolidate important concepts, and encourage student learning.

- Collaborated with colleagues to integrate new activities and allocate effective resources.
- Used PLC and data teams as a means for documenting student results and strategies for improvement of teaching the standards.
- Planned and coordinated IEP for students in the RSP and Speech program.
- Case manager for entire caseload of RSP and Speech students.
- Prepared all materials using Welligent and Seis programs for Special Education.

### **Medical Resource Specialist**

Medsource Inc  
1996 to 2000

Coordinated Independent Medical Exams with clients, attorneys, and physicians.

- Evaluated physician qualifications on a case per case basis.
- Analyzed claims on behalf of No-fault and liability cases.
- Consulted claimants on IME legal parameters.
- Traveled to Tri-state clients (Allstate, State Farm, and Liberty Mutual).
- Researched international physicians to administer IME's.
- Produced direct marketing material.
- Used technology to facilitate IME's, doctor reports, and communication with attorneys.
- Communicated effectively with all parties within an existing case.
- Worked with programmers to develop a computer program, which helped facilitate the needs of each individual case.
- Established positive relationships among colleagues.
- Prepared correspondence between physicians, attorneys, and clients.
- Structured meeting materials used by executive officers as a means of relaying data and employee goals.

## Education

---

### **Ph.D. in Educational Psychology**

Walden University  
2010 to Present

### **Special Education Credential**

National University  
2016

### **Master's in Education Program**

Concordia University  
2003

### **BA in Business Administration/Management**

Baker College  
1996

### **Master's degree in teaching gifted/talented**

Ferris State University  
1990 to 1994

## Skills

---

- Case Management
- Applied Behavior Analysis
- Special Education
- Autism Experience
- Classroom Management
- Teaching

## Certifications and Licenses

---

**Mild/Moderate credential**



**Joshua Chamberlain**  
chamberlain.joshua.m@gmail.com  
530-305-2184

## **CREDENTIALS**

- California Preliminary Administrative Services Credential
- California Education Specialist, Mild/Moderate Disabilities K-12

## **EDUCATION**

- Sacramento County Office of Education — Leadership Institute, 2017
- Drury University in Springfield, Missouri — M.Ed. in Special Education, 2013
- Missouri State University in Springfield, Missouri — B.S. in Communications, 2008

## **EXPERIENCE**

- 2021 - Current
  - Assistant Principal for Extended School Year and Evening Cohort
    - Gateway Community Charters (SAVA) in Sacramento, California
- 2018 - Current
  - 9-12 Mild/Moderate Case Manager and MakerSpace Instructor
    - Gateway Community Charters (SAVA) in Sacramento, California
- 2016/17 School Year
  - 9-12 Mild/Moderate Case Manager; Special Day Class in Mathematics
    - Foothill High School at Twin Rivers Unified in Sacramento, California
- 2015/16 School Year
  - 9-12 Mild/Moderate Case Manager; Resource Program in Mathematics
    - Inderkum High School at Natomas Unified in Sacramento, California
- 2014/15 School Year
  - 6-12 Mild/Moderate Case Manager; Resource Program in the Sciences
    - Adobe Mountain at Arizona Department of Corrections in Phoenix, Arizona
- 2013/14 School Year
  - 6-8 Mild/Moderate Case Manager; Resource Program in Multiple Subjects
    - Ash Grove Middle School in Ash Grove, Missouri
- 2012/13 School Year
  - K-5 Mild/Moderate Case Manager; Special Day Class in Multiple Subjects
    - Cabool Elementary in Cabool, Missouri
- 2011/12 School Year
  - K-5 Special Education Paraprofessional; Autism and Emotionally Disabled
    - Cowden and Wilder Elementaries in Springfield, Missouri

# LIZETH BAUTISTA

blizeth913@gmail.com | (951)-229-2166

## EDUCATION

---

### Concordia University

*Masters of Arts, School Counseling 4.00 GPA*

### CSU, San Bernardino

*Bachelors of Science, Psychology*

Irvine, CA

*Graduation: May 2022*

San Bernardino, CA

*Graduation: June 2019*

## EXPERIENCE

---

### Val Verde Unified School District

*Permanent Substitute Teacher*

Perris, CA

*October 2021 – Present*

- Diversified classroom instruction and group activities to successfully support students with unique strengths and learning styles.
- Assisted counselors and teachers identified students candidates for programs such as AB104 and AB2121.
- Collaborated with teaching staff to implement coordinated educational strategies and student support networks.
- Continuously worked with troubled youth to ensure graduation requirements were met in a timely manner.

### San Jacinto Unified School District

*School Counseling INTERN*

San Jacinto, CA

*January 2021 – October 2021*

- Created 4-year academic plans that met graduation and UC/CSU admissions requirements and aligned with California's College and Career Indicator and students post-secondary goals.
- Provided crisis intervention in response to emergencies, employing existing trust and rapport to de-escalate situations.
- Created and delivered lesson plans targeting failing students; collected pre/post survey, student contract, and parent contact for data collection purposes.
- Counseled students to help them understand and overcome personal, social, and behavioral problems affecting educational performance.
- Created and delivered Suicide Warning Signs/Prevention Lessons, Early Career Exploration Lessons, and Stress and Anxiety Management Lessons, while delivering resources, and using data results for student follow-ups.

### San Jacinto Unified School District

*Bilingual Instructional Aide*

San Jacinto, CA

*April 2018 – September 2019*

- Assisted students in listening, reading, writing, and speaking English.
- Interpreted for teachers, counselors, nurses, and administrators when communicating with non-English speaking parents and students.
- Ensured to meet state deadlines by administering over 150 ELPAC assessments in a timely manner.
- Translation of written communications from English to Spanish.

## SKILLS/INTERESTS/VOLUNTEER WORK/ADDITIONAL AFFILIATIONS/ETC

---

**Languages:** Fluent in Spanish; speaking, reading, writing, and listening.

**Additional Affiliations:** Member of the American School Counselor Association (March 2002- Present).

# DIANE WILDE

EDUCATOR • COACH • TRAINER

Academic Support Coach | CA Certified English Teacher | Tech Trainer | Project-Based Learning Coordinator

## CONTACT

- 707.861.0018
- [diane.e.wilde@gmail.com](mailto:diane.e.wilde@gmail.com)
- Occidental, CA 95465
- [LinkedIn](#)

## KEY SKILLS

- Coaching
- Curriculum Design
- Educational Technology
- Emotional Intelligence
- Leadership
- Organization
- Public Speaking
- Project Management
- Student Support

## TECHNOLOGY

- Google Suite
- Microsoft Suite
- Mac
- Zoom
- Learning Management Systems: Aeries, Jupiter, Canvas, Moodle

## TRAINING

- Academic Intervention
- Restorative Practices
- Visual Thinking Strategies
- Universal Design for Learning
- Focus Areas: ASD, ADHD, ELD, Gifted

## EDUCATION

### TEACHING CREDENTIAL/ ENGLISH

Humboldt State University  
Arcata, CA  
2008

### BACHELOR OF ARTS/ COMMUNICATION

MAJOR: THEATER  
Bowling Green State University  
Bowling Green, OH  
1997

## PROFILE

- Creative and energetic international educator** with over 15 years experience developing course materials and leading project-based learning for a wide range of students
- Strong, successful leader** known for facilitating productive collaborative teams where all stakeholders feel empowered and valued
- Skilled communicator** with exceptional emotional intelligence and a demonstrated ability to teach complex concepts to diverse learners of all ages
- Outstanding organizer** and designer of systems to manage complex details
- Technology trainer** who is often the first to learn and teach new tools to others
- Enthusiastic public speaker and presenter** with a degree in theater performance and professional film/television experience
- Mentor and coach** with a passion for co-creating custom student plans and supports which provide equity in education

## RELEVANT EXPERIENCE

### EDUCATOR: ENGLISH LANGUAGE ARTS

*Windsor High School | Windsor CA | 10.19 - 07.22*

Provided virtual, hybrid, and in-person instruction in large-group, small-group, and one-on-one settings. Created curriculum, instructional materials, and assessments for a variety of courses, including 9/10 Arts Media Production English, 11/12 STEM English, Career Exploration, and Theater.

- Project-Based Learning Coordinator - Designed and implemented complex learning experiences for focus area academies which integrated English, History, and Science curricula
- Restorative Practices Facilitator - Built safe classroom communities through the continuous use of Restorative Circles to foster communication, empathy, and problem-solving
- Google Suite Teacher Trainer - Presented training webinars to groups and individual custom coaching sessions to educators throughout the school district
- Academic Support Coach - Significantly increased graduation rate in an intervention program by teaching goal setting, learning strategies, time management, organizational methods, and connection to community resources
- Career Technical Educator - Attended state CTE Conferences and utilized substantial grant funding to purchase materials and experiences for multiple learning academies

### COMMUNITY COACH

*Becoming Independent | Santa Rosa CA | 01.18 - 10.19*

Facilitated job skills training, designed bespoke curriculum, and created personalized behavioral supports for young adults on the autism spectrum.

- Course Creator & Instructor - Designed and taught a daily curriculum addressing self-care, emotional regulation, job skills, and social interactions
- Job Success Coach - Provided one-on-one instruction and support in a variety of work environments to promote employment skills acquisition
- Digital Workbook Designer - Led a team of coaches in the creation of a digital workbook designed to assist in the development of personal goal plans for

---

## CREDENTIALS

STATE OF CALIFORNIA  
Single Subject Teaching Credential  
English Language Arts K-12  
Document #210075506

individuals who are challenged by abstract concepts

- Staff Trainer - Educated staff and supported the implementation of the workbook planning process via in-person training sessions and custom digital tools
- College Mentor - Piloted a program to assist students with autism in course registration and class attendance at a local university

### EDUCATOR: ENGLISH LANGUAGE ARTS

*Rancho Cotate High School | Rohnert Park CA | 06.16 - 06.17*

Provided in-person instruction in large-group, small-group, and one-on-one settings. Created curriculum, instructional materials, and assessments for a variety of courses, including 11/12 Shakespeare English, Speech & Debate, and Theater.

- Curriculum Designer - Created Senior level English course in Shakespeare utilizing a combination of reading, writing, discussion, film, projects, and student performance
- Theater Director - Produced two student-run play productions and managed a team of community volunteers to support the development of the shows
- Organizational Manager - Led a team of students in the process of clearing, organizing, and redesigning several large theater spaces for improved community access and use

### WORKSHOP FACILITATOR

*International Schools Theatre Association | Cornwall UK | 02.13 - 06.16*

Traveling guest artist and global workshop provider for the International Baccalaureate Diploma Programme in Theatre, organization with a membership of over 250 international schools.

- Experience Designer - Developed creative thinking activities and led groups of grade 6-12 students on idea-gathering field trips in major global locations such as Mumbai and Zurich
- Guest Director - Facilitated focused devising sessions with students to produce and perform original theater pieces at collaborative theater festivals
- Teacher Trainer - Hosted master classes for theater educators from all over the globe
- Festival Host - Managed complex logistics and communication during events for educators and artists from multiple countries

### EDUCATOR: THEATER

*American International School - Chennai | Chennai India | 02.13 - 06.15*

Middle school theater teacher and program director.

- Program Founder - Founded a middle school theater program at this prestigious international school which reached maximum enrollment capacity within one year
- Curriculum Designer - Researched, proposed, developed, taught, and documented the framework for the school's first middle school theater curriculum
- Theater Director - Produced three fully staged productions in a brand new 800-seat theater and managed a team of professional technicians to facilitate the process
- Community Organizer - Designed and managed master rehearsal schedules for over 150 people in each production which included actors, singers, Bollywood dancers, classical Indian musicians, and local artists
- Guest Artist Facilitator - Curated and hosted international guest artist residencies in physical theater, circus, songwriting, and Balinese shadow puppetry
- Technology Trainer - Received and provided extensive Google Apps for Education training to manage a fully digital classroom in this one-to-one technology school model

# CASSIE WILLIAMS

1426 Heather Drive, Santa Rosa, CA 95401 · 530-822-6656  
[cassiedehaan@hotmail.com](mailto:cassiedehaan@hotmail.com)

You will see that I have extensive experience working with children, but I also have 3 years of experience as an assistant store manager at Anchor Blue. My most respected qualities are my dedication, time management and communication skills.

## EXPERIENCE

**FEBRUARY 2021 - CURRENT**

### **EARLY INTERVENTION/DHH TEACHER, HELLO HERO**

As an Early Intervention Teacher, it is my job to educate families and teach them strategies that will help their child succeed in all developmental domains. My duties include documentation, creating goals, working cooperatively with coworkers and family members, planning, and actively participating in team meetings.

**JUNE 2017 – AUGUST 2019**

### **YOUTH DEVELOPMENT DIRECTOR, CLALLAM COUNTY YMCA**

While at the YMCA my responsibilities included all recruiting and hiring, continuous training, management of staff, timecards, budget, curriculum development, public events to promote programs, program communication with parents/guardians, scheduling and occasional teaching. All of these resulted in program growth and increased revenue which we used to create new programs for youth.

**SEPTEMBER 2014 – JUNE 2017**

### **DEAF AND HARD OF HEARING TEACHER, JEFFERSON PARISH PUBLIC SCHOOLS**

I was responsible for ensuring that my students were receiving the correct support that they needed in order to be successful. Open and continuous communication with mainstream teachers/support staff, class scheduling, grading, curriculum development, program communication with parents/guardians, clerical duties, creating/documenting student goals and teaching different subjects/grade levels in accordance to their Individual Education Plan (IEP).

**AUGUST 2013 – JUNE 2014**

### **EARLY CHILDHOOD SPECIAL EDUCATION TEACHER, SUTTER COUNTY SUPERINTENDENT OF SCHOOLS**

My main responsibility was education, not only for the child but for their families as well. I would offer resources, suggestions for improving their child's development, role modeling so that they could see how to "teach", we would create goals together, I would evaluate and document progress/lack of progress and would always share my findings with the rest of the team outside of the home (speech therapist, occupational therapist, etc.)

## **EDUCATION**

JUNE 2016

**MASTERS OF SCIENCE IN EDUCATIONAL LEADERSHIP**, ST. THOMAS UNIVERSITY

MAY 2016

**EARLY CHILDHOOD SPECIAL EDUCATION AUTHORIZATION**, PROJECT OPTIMAL

FEBRUARY 2014

**DEAF AND HARD OF HEARING CREDENTIAL**, NATIONAL UNIVERSITY

MAY 2008

**MULTIPLE SUBJECT TEACHING CREDENTIAL**, CHAPMAN UNIVERSITY

DECEMBER 2006

**BACHELOR OF ARTS IN LIBERAL STUDIES**, SACRAMENTO STATE UNIVERSITY

## **SKILLS**

- Cooperative listening
- Time management
- Foresight
- Verbal and written communication
- Team building
- Attentiveness

# BRITNEY MILLER

COUNSELOR & EDUCATOR

## CONTACT



404-642-3972



Britneyk1878@gmail.com

## CERTIFICATION

### STATE OF FLORIDA

- Professional School Counselor License, 2024
- English Teacher License, 2024, Grades 6-12

### STATE OF CALIFORNIA

- PPS School Counseling Credential, Progressing with CTC
- English Teacher License, 2025, Grades 6-12

## EDUCATION

### EDUCATION SPECIALIST IN SCHOOL COUNSELING

University of Central Florida  
Orlando, FL | December 2021

### MASTER OF ARTS IN TEACHING

University of Southern California  
Los Angeles, CA | May 2011

### BACHELOR OF ARTS IN ENGLISH EDUCATION

Georgia State University  
Atlanta, GA | May 2010

## SUMMARY OF QUALIFICATIONS

- *Individual Planning:* Conflict resolution; Social skills; Student assessments; Student scheduling; Motivating students; Academic & Career advising; New student transition; Lesson planning
- *Responsive Services:* Family & Teacher consulting; Crisis intervention; Restorative Justice; Positive atmosphere promotion; Active listener; Advocate
- *Systems Support:* Program development & coordination; Program evaluation; Committee participation; Leadership

## PROFESSIONAL EXPERIENCE

### LAKE NONA HIGH SCHOOL

JANUARY 2021 – PRESENT | ORLANDO, FL

#### SCHOOL COUNSELOR

- Evaluate over 500 11<sup>th</sup> and 12<sup>th</sup> grade student transcripts to ensure students are taking academically rigorous courses so they are competitive for colleges, trade schools and the workforce
- Assist students with college admissions process, academic opportunities and acquisition of study and time management skills
- Provide responsive services to students with academic and personal challenges to ensure they meet graduation requirements
- Conduct small group and classroom sessions on coping skills
- Work closely with the 504/ESE Coordinator, Safe Coordinator, teachers and other resources to meet the needs of all students

#### SCHOOL COUNSELING INTERN

- Reviewed transcripts for students across grades 9, 10, 11 and 12 to ensure enrollment and smooth transition to school
- Conducted individual, group and classroom counseling sessions for students on how to overcome personal, social and academic issues
- Consulted with students, parents, teachers and community members to assist in meeting the needs of all students

# BRITNEY MILLER

## COUNSELOR & EDUCATOR

### PROFESSIONAL REFERENCES

Alana Pacheco  
Lead Counselor  
Lake Nona High School  
C: 407.319.8934  
E: alana.pacheco@ocps.net

J. Richelle Joe, Ph.D., NCC  
Associate Counseling Education  
Professor  
University of Central Florida  
E: Jacqueline.joe@ucf.edu

Wendy Hensell  
Associate Director of Education  
Pace Center for Girls  
C: 941.713.2812  
E: hensellclan@msn.com

Gray Galloway  
Head of Secondary English  
Sheikh Zayed Private Academy  
C: +44.7939.571710  
E: gallowaygw@gmail.com

Aileen Esparra  
ESE Teacher  
Pace Center for Girls & Lake  
Nona High School  
C: 786.315.6959  
E: aileen.esparra@ocps.net

### EXPERIENCE CONTINUED

ACADEMIC MANAGER/DEAN OF STUDENTS | PACE CENTER  
FOR GIRLS  
JULY 2019 – DECEMBER 2020 | ORLANDO, FL

- Developed schedules and academic plans for students in grades 7-12 based on ESE needs, attendance, transcripts and student/parent feedback
- Created small groups using a Strength Based Behavior Management System, Gender Responsive Programming and Restorative Justices to support all students
- Administered state standardized tests as the school Test Administrator
- Hired, trained, supervised and evaluated a team of teachers
- Ensured compliance to Department of Juvenile Justice and Orange County Public School contracts
- Prepared the School Improvement Plan and the School Safety Plan for staff implementation

SHEIKH ZAYED PRIVATE ACADEMY FOR BOYS  
AUG. 2016 – JUNE 2019 | ABU DHABI, U.A.E.

#### SECONDARY ENGLISH TEACHER

- A full-time teacher instructing English Language Arts to grade 6-9
- Established a safe and positive learning environment for all students in an inclusive classroom
- Incorporated strategies to increase learning for students with disabilities

#### INTERIM HEAD OF SECONDARY ENGLISH

- Understood team member's strengths and provided opportunities to display them
- Analyzed data from the NWEA-MAP exam to create reading and language interventions for 50 target students
- Ensured high standards of teaching and learning in all classrooms was culturally relatable to students



# BRITNEY MILLER

COUNSELOR & EDUCATOR

## EXPERIENCE CONTINUED

HIGH SCHOOL TEACHER | AL JAHILY GIRL SCHOOL  
AUG. 2012 – AUG. 2016 | AL AIN, U.A.E.

- A full-time teacher instructing English as a Foreign Language and English Literature to grades 10 and 11
- Created a positive environment by understanding students' strengths, weaknesses and personal style
- Developed curriculum that was appropriate to students' learning abilities and reflected their needs and interests

HIGH SCHOOL TEACHER | VIEW PARK PREPARATORY  
NOV. 2011 - MAY 2012 | LOS ANGELES, CA

- A full-time teacher instructing in English Language Arts to grade 10
- Implemented learning interventions to improve Reading test scores
- Mentored at-risk students after school
- Regularly attended school, parent and community events

---

## SPECIAL HONORS

Career Counseling Certificate  
2021 | ORLANDO, FL

Certified in Psychological First Aid  
2020 | ORLANDO, FL

Panel member of the School Support Team (SST): analyzed student behavior and provided strategies to support learning  
SHEIKH ZAYED PRIVATE ACADEMY FOR BOYS  
2018 | ABU DHABI, U.A.E.

GEMS Education Leadership Certificate  
2017 | ABU DHABI, U.A.E.

TEFL Certificate  
2013 | ABU DHABI, U.A.E.

# Cierra Guerra

Personal Moto: "Lead Today for the Successful Path to Tomorrow."

## **My Educational Philosophy**

My philosophy of education is derived from a wide variety of influences from my values, assumptions, and my beliefs about what teaching is to me and what it means for my classroom and what it looks like. Teaching from my values means teaching from my heart, teaching out of the core of who I am gives a unique shape to my classroom as it comes from what my perspective of teaching is. Teaching is love, understanding diverse perspectives, it is collaboration, it is balance and it is self respect because that is the core of who I am and those are my values and will always influence my educational philosophy based off of what I find to be the important center of my teaching.

To lead without heart is to lead without passion, and to lead without passion is to lead without energy, and to lead without energy is to lead without engagement, and to lead without engagement is to have no one following the leader. In my understanding, leadership can either be a positive or negative experience and you never know what you are going to get that day when you walk into the classroom but as long as I maintain the positive attitude that I want to have and I continue to center my career around my values and beliefs than I will continue to have a successful career. I build up my credibility to being successful and based off of how others gauge that success to be like when they view the outcomes my students have in the class. Keeping my goals in alignment with our team goals and my students and staff goals in an essence of collaboration and respecting each other will keep the learning environment balanced and exciting for all involved.

As a teacher and as leader I shape the students and staff through my beliefs, values, and assumptions of how I want to behave and how I want the students to behave which we build together by creating tangible expectations and disciplines. Overall, I lead by example and I demonstrate to them how one should act and teach and learn.

## **PROFILE**

I am a responsible, trustworthy and caring, professional, dedicated leader that reaches to develop students to their highest level of capability. Looks to help students reach a level of excellence in physical development and skill and to help students and staff to acquire resources and skills to continue to the next level of academic and emotional achievement.

## **EXPERIENCE**

### **Work Experience:**

#### **Fresno Unified School District**

Classified Substitute; February 2022-Present

#### **Clovis Unified School District**

Classified Substitute; October 2021-Present

#### **Fresno Unified School District**

Certificated Substitute; February 2021-October 2021

#### **Edison High School**

Physical Education PE Student Teacher- Secondary Education;  
August 2021-May 2021

#### **Battlecry Bodybuilding**

Business Owner-Personal Trainer; April 2018-present.

#### **The Body Building**

Independent Personal Trainer; April 2018- December 2018,  
Cryotherapist December 2019-July 2020- due to Covid Shutdown

#### **Tilly's**

In-store merchandiser: Full-time (Marketplace at El Paseo) May 2018-2019  
Tilly's Part Times Sales Associate (Riverpark), Fresno, CA, 08/17 - 05/18

#### **International Student Activities Assistant and Intern**

International Students Office, Fresno Pacific University, Fresno CA, August  
2016-May 2017

#### **ACN Independent Business Owner**

All Communications Network (ACN), Fresno, CA 2014-2015  
Sales Broker, Qualified Team Trainer/Executive Team Leader

#### **The Habit:**

Cashiers at the Habit Burger and Grill, Clovis, CA, 2013

## **EDUCATION**

Fresno Pacific University, Fresno, CA- Single Subject Credential: Physical Education; May 2020-June 2021

Fresno Pacific University, Fresno, CA- B.A. Intercultural Studies; August 2014-May 2017

### ***Scholarships:***

Distinguished Leadership Scholarship- September, 2021.  
President's Scholarship, Vocal and Choral Ensemble Scholarships, Theatre Acting Scholarship, Christian Leadership Scholarship, Huss-Koehler Endowed Scholarship, AMAE scholarship; 2014-2017.

### ***Accomplishments:***

Highest Honors Award in Department of Intercultural Studies; Vice President of Harvard National Model United Nations club; Research Day Award- Yoga in the Western World Anthropological Research Paper

## **Certifications:**

CPR/AED 2020-

Zumba Association Certificate 2020

ISSA International Sports Science Association Personal Training 2018-present

ISSA CPR/AED Certificate 2018-present

## **Student Teaching Experience**

2021 Final Student Teaching: Edison High School, Fresno Unified School District, CA

9th-12th Grade, Physical Education, Mrs. Sue Mahackian

2020 Initial Student Teaching: Edison High School, Fresno Unified School District, CA

2013-2014; 9th-12th Grade, Physical Education, Mrs. Sue Mahackian  
Educational Careers with Children: Clovis High School, Clovis, CA

K-6; Multiple Subjects

2014 Red Bank Elementary: Student Teacher-5/6 combo class. Regional Occupational Program through Clovis High, Clovis, CA

## **SKILLS**

Exemplary work ethic, natural coach/teacher, positive, always learning and improving, strong athlete with years of experience in the gym, Spanish, sales and marketing, creativity and design, visuals, organization, consistent, reliable.

1150 E Herndon Ave. Apt. 112 Fresno, CA, 93720 559-977-2347

[cierra.guerra@fresnounified.org](mailto:cierra.guerra@fresnounified.org)

[cierraguerra@clovisusd.k12.org](mailto:cierraguerra@clovisusd.k12.org)



Pearson

**INVOICE**

**Customer Bill-to:**  
California Connections Academy Southern  
California  
33272 Valle Road  
San Juan Capistrano, CA 92675

**Attention:**  
Accounts Payable

**Customer Ship-to:**  
California Connections Academy  
Southern California  
33272 Valle Road  
San Juan Capistrano, CA 92675

**Connections Education LLC dba  
Pearson Virtual Schools USA**  
10960 Grantchester Way  
Columbia, MD 21044  
**Tel:** 1-800-843-0019  
**Email:**  
poblsalesops@pearson.com  
**Tax ID No:**  
68-0519943

**Invoice Number :** 91000011672  
**Date :** 11-OCT-2022  
**Due Date :**  
**Payment Terms :**  
**Customer Account :** 3921999  
**Project Number :** 82067684  
**Currency :** USD  
**Shipment Terms :**  
**Purchase Order Number :** CAPOCA  
**Number of Pages :** Page 1 of 2

<b>Total Ordered Quantity (No. Of Items) :</b> 2	<b>REMITTANCE INFORMATION</b>
<b>Net Amount :</b> USD \$3,108,467.97	<b>Make Checks Payable to:</b> Pearson Virtual Schools USA 32369 Collection Center Drive Chicago, IL 60693-0323
<b>Tax Total :</b> USD \$26,677.90	<b>Bank Wire to:</b> <b>Bank Name :</b> Bank of America N A
<b>Invoice Total :</b> USD \$3,135,145.87	<b>Bank Address :</b>
<b>Amount Due :</b> USD \$3,135,145.87	<b>ABA ACH No :</b> 071000039
	<b>ABA Wire No :</b> 026009593
	<b>SWIFT Code :</b> BOFAUS3N
	<b>A/C No :</b> 8188290225
	<b>Bank Account Name :</b> Connections Education LLC dba Pearson Virtual Schools USA



Invoice Number: 91000011672							Page 2 of 2
Project Number	Project Agreement Number	Description	Quantity	List Price	Net Price	Tax	Line Total
82067684	CAPOCA	Direct Charges	25		2,335,671.75	26,677.90	2,362,349.65
82067684	CAPOCA	Pass Through	16		772,796.22	0.00	772,796.22

To pay your invoice online: Visit <https://ipay2.bizsys.pearson.com/register> to register.  
 Already registered? Access your online account by visiting <https://ipay2.bizsys.pearson.com>

Invoice Total	Subtotal	Total Tax	Invoice Total
	USD	USD	USD
	\$3,108,467.97	\$26,677.90	\$3,135,145.87



# Pearson

Charges for the Following Period:

September 2022

---

## Compensation Expenses

Benefits - Administration	91,049.80
Benefits - Instructional	501,406.33
Credit for Nonbillable Earnings Paid by the School	(35,103.49)
Withholdings	205,215.50
	<hr/>
	762,568.14

## Enrollment/Unit Based Charges

Accounting and Regulatory Reporting	21,026.37
Community Outreach	45,833.33
Connexus™ Annual License (EMS)	252,316.45
Curriculum Postage	18,748.19
Direct Course Instruction Support	8,778.00
Educational Resource Center	52,986.45
Enrollment and Records Management	22,725.07
Facility Support Services	1,525.00
Hardware/Software - Employees	12,972.78
Human Resources Support	27,026.60
Internet Subsidy Payment Processing	9,145.98
School Curriculum Supplies	9,453.60
Short Term Substitute Teaching Services	32,400.00
Student Technology Assistance	165,712.24
Tangible and Intangible Instructional Materials	578,195.99
Technical Support and Repairs	63,079.12
	<hr/>
	1,321,925.17

## Revenue Based Charges

Marketing Services	49,563.58
School Administration	297,381.50
Treasury Services	74,345.37
	<hr/>
	421,290.45

## Pass Through Expenses

Miscellaneous	602,684.21
	<hr/>
	602,684.21

*Total Amount Due*

---

---

**3,108,467.97**



Pearson

**INVOICE**

**Customer Bill-to:**  
California Connections Academy Central Valley  
33272 Valle Road  
San Juan Capistrano, CA 92675

**Attention:**  
Accounts Payable

**Customer Ship-to:**  
California Connections Academy Central Valley  
33272 Valle Road  
San Juan Capistrano, CA 92675

**Connections Education LLC dba Pearson Virtual Schools USA**  
10960 Grantchester Way  
Columbia, MD 21044  
**Tel:** 1-800-843-0019  
**Email:**  
poblsalesops@pearson.com  
**Tax ID No:**  
68-0519943

**Invoice Number :** 91000011675  
**Date :** 11-OCT-2022  
**Due Date :**  
**Payment Terms :**  
**Customer Account :** 3922001  
**Project Number :** 82067685  
**Currency :** USD  
**Shipment Terms :**  
**Purchase Order Number :** CENCA  
**Number of Pages :** Page 1 of 2

<b>Total Ordered Quantity (No. Of Items) :</b> 1	<b>REMITTANCE INFORMATION</b>
<b>Net Amount :</b> USD \$239,880.40	<b>Make Checks Payable to:</b> Pearson Virtual Schools USA 32369 Collection Center Drive Chicago, IL 60693-0323
<b>Tax Total :</b> USD \$4,333.65	<b>Bank Wire to:</b> <b>Bank Name :</b> Bank of America N A
<b>Invoice Total :</b> USD \$244,214.05	<b>Bank Address :</b>
<b>Amount Due :</b> USD \$244,214.05	<b>ABA ACH No :</b> 071000039
	<b>ABA Wire No :</b> 026009593
	<b>SWIFT Code :</b> BOFAUS3N
	<b>A/C No :</b> 8188290225
	<b>Bank Account Name :</b> Connections Education LLC dba Pearson Virtual Schools USA





Invoice Number: 91000011675							Page 2 of 2
Project Number	Project Agreement Number	Description	Quantity	List Price	Net Price	Tax	Line Total
82067685	CENCA	Direct Charges	23		239,880.40	4,333.65	244,214.05

To pay your invoice online: Visit <https://ipay2.bizsys.pearson.com/register> to register.  
 Already registered? Access your online account by visiting <https://ipay2.bizsys.pearson.com>

Invoice Total	Subtotal	Total Tax	Invoice Total
	USD	USD	USD
	\$239,880.40	\$4,333.65	\$244,214.05



Pearson

---

Charges for the Following Period:

September 2022

---

**Enrollment/Unit Based Charges**

Accounting and Regulatory Reporting	2,813.01
Community Outreach	2,083.33
Connexus™ Annual License (EMS)	33,756.18
Curriculum Postage	2,660.63
Direct Course Instruction Support	679.25
Educational Resource Center	7,088.80
Enrollment and Records Management	3,225.01
Facility Support Services	200.00
Hardware/Software - Employees	1,735.56
Human Resources Support	3,615.76
Internet Subsidy Payment Processing	1,276.14
School Curriculum Supplies	1,264.75
Student Technology Assistance	28,909.69
Tangible and Intangible Instructional Materials	82,054.21
Technical Support and Repairs	8,439.04
	<hr/>
	179,801.36

**Revenue Based Charges**

Marketing Services	7,068.12
School Administration	42,408.73
Treasury Services	10,602.19
	<hr/>
	60,079.04

*Total Amount Due*

239,880.40



# INVOICE

**Customer Bill-to:**  
 California Connections Academy Northern  
 California  
 33272 Valle Road  
 SAN JUAN CAPISTRANO, CA 92675-  
 4842

**Attention:**  
 Accounts Payable

**Customer Ship-to:**  
 California Connections Academy  
 Northern California  
 33272 Valle Road  
 SAN JUAN CAPISTRANO, CA  
 92675-4842

**Connections Education LLC dba  
 Pearson Virtual Schools USA**  
 10960 Grantchester Way  
 Columbia, MD 21044  
**Tel:** 1-800-843-0019  
**Email:**  
 pobsalesops@pearson.com  
**Tax ID No:**  
 68-0519943

**Invoice Number :** 91000011685  
**Date :** 12-OCT-2022  
**Due Date :**  
**Payment Terms :**  
**Customer Account :** 3922560  
**Project Number :** 82067686  
**Currency :** USD  
**Shipment Terms :**  
**Purchase Order Number :** CALCAR  
**Number of Pages :** Page 1 of 2

<p><b>Total Ordered Quantity (No. Of Items) :</b> 1</p> <p><b>Net Amount :</b> USD \$621,325.59</p> <p><b>Tax Total :</b> USD \$11,340.97</p> <p><b>Invoice Total :</b> USD \$632,666.56</p> <p><b>Amount Due :</b> USD \$632,666.56</p>	<p style="text-align: center;"><b>REMITTANCE INFORMATION</b></p> <table border="1" style="width: 100%; border-collapse: collapse;"> <tr> <td style="width: 60%;"><b>Make Checks Payable to:</b></td> <td style="width: 40%;"><b>Bank Wire to:</b></td> </tr> <tr> <td>Pearson Virtual Schools USA</td> <td><b>Bank Name :</b> Bank of America N A</td> </tr> <tr> <td>32369 Collection Center Drive</td> <td><b>Bank Address :</b></td> </tr> <tr> <td>Chicago, IL 60693-0323</td> <td><b>ABA ACH No :</b> 071000039</td> </tr> <tr> <td></td> <td><b>ABA Wire No :</b> 026009593</td> </tr> <tr> <td></td> <td><b>SWIFT Code :</b> BOFAUS3N</td> </tr> <tr> <td></td> <td><b>A/C No :</b> 8188290225</td> </tr> <tr> <td></td> <td><b>Bank Account Name :</b> Connections Education LLC dba Pearson Virtual Schools USA</td> </tr> </table>	<b>Make Checks Payable to:</b>	<b>Bank Wire to:</b>	Pearson Virtual Schools USA	<b>Bank Name :</b> Bank of America N A	32369 Collection Center Drive	<b>Bank Address :</b>	Chicago, IL 60693-0323	<b>ABA ACH No :</b> 071000039		<b>ABA Wire No :</b> 026009593		<b>SWIFT Code :</b> BOFAUS3N		<b>A/C No :</b> 8188290225		<b>Bank Account Name :</b> Connections Education LLC dba Pearson Virtual Schools USA
<b>Make Checks Payable to:</b>	<b>Bank Wire to:</b>																
Pearson Virtual Schools USA	<b>Bank Name :</b> Bank of America N A																
32369 Collection Center Drive	<b>Bank Address :</b>																
Chicago, IL 60693-0323	<b>ABA ACH No :</b> 071000039																
	<b>ABA Wire No :</b> 026009593																
	<b>SWIFT Code :</b> BOFAUS3N																
	<b>A/C No :</b> 8188290225																
	<b>Bank Account Name :</b> Connections Education LLC dba Pearson Virtual Schools USA																



<b>Invoice Number:</b> 91000011685							Page 2 of 2
Project Number	Project Agreement Number	Description	Quantity	List Price	Net Price	Tax	Line Total
82067686	CALCAR	Direct Charges	23		621,325.59	11,340.97	632,666.56

To pay your invoice online: Visit <https://ipay2.bizsys.pearson.com/register> to register.  
 Already registered? Access your online account by visiting <https://ipay2.bizsys.pearson.com>

Invoice Total	Subtotal	Total Tax	Invoice Total
	USD	USD	USD
	\$621,325.59	\$11,340.97	\$632,666.56



# Pearson

---

Charges for the Following Period:

September 2022

---

**Enrollment/Unit Based Charges**

Accounting and Regulatory Reporting	7,463.45
Community Outreach	4,166.67
Connexus™ Annual License (EMS)	89,561.37
Curriculum Postage	6,909.63
Direct Course Instruction Support	2,717.00
Educational Resource Center	18,807.89
Enrollment and Records Management	8,375.31
Facility Support Services	525.00
Hardware/Software - Employees	4,604.77
Human Resources Support	9,593.27
Internet Subsidy Payment Processing	3,224.81
School Curriculum Supplies	3,355.62
Student Technology Assistance	76,026.12
Tangible and Intangible Instructional Materials	213,093.74
Technical Support and Repairs	22,390.35
	<hr/>
	470,815.00

**Revenue Based Charges**

Marketing Services	17,707.13
School Administration	106,242.77
Treasury Services	26,560.69
	<hr/>
	150,510.59

***Total Amount Due***

**621,325.59**



# INVOICE

**Customer Bill-to:**  
 California Connections Academy North  
 Bay  
 33272 Valle Road  
 SAN JUAN CAPISTRANO, CA 92675-  
 4842

**Attention:**  
 Accounts Payable

**Customer Ship-to:**  
 California Connections Academy  
 North Bay  
 33272 Valle Road  
 SAN JUAN CAPISTRANO, CA  
 92675-4842

**Connections Education LLC dba  
 Pearson Virtual Schools USA**  
 10960 Grantchester Way  
 Columbia, MD 21044  
**Tel:** 1-800-843-0019  
**Email:**  
 pobsalesops@pearson.com  
**Tax ID No:**  
 68-0519943

**Invoice Number :** 91000011686  
**Date :** 12-OCT-2022  
**Due Date :**  
**Payment Terms :**  
**Customer Account :** 3903212  
**Project Number :** 82067687  
**Currency :** USD  
**Shipment Terms :**  
**Purchase Order Number :** CalCAN  
**Number of Pages :** Page 1 of 2

<table> <tr> <td><b>Total Ordered Quantity (No. Of Items)</b></td> <td>:</td> <td></td> <td style="text-align: right;">1</td> </tr> <tr> <td><b>Net Amount</b></td> <td>:</td> <td>USD</td> <td style="text-align: right;">\$60,635.05</td> </tr> <tr> <td><b>Tax Total</b></td> <td>:</td> <td>USD</td> <td style="text-align: right;">\$1,098.55</td> </tr> <tr> <td><b>Invoice Total</b></td> <td>:</td> <td>USD</td> <td style="text-align: right;">\$61,733.60</td> </tr> <tr> <td><b>Amount Due</b></td> <td>:</td> <td>USD</td> <td style="text-align: right;">\$61,733.60</td> </tr> </table>	<b>Total Ordered Quantity (No. Of Items)</b>	:		1	<b>Net Amount</b>	:	USD	\$60,635.05	<b>Tax Total</b>	:	USD	\$1,098.55	<b>Invoice Total</b>	:	USD	\$61,733.60	<b>Amount Due</b>	:	USD	\$61,733.60	<table border="1"> <thead> <tr> <th colspan="2" style="text-align: center;">REMITTANCE INFORMATION</th> </tr> </thead> <tbody> <tr> <td style="border: none;"><b>Make Checks Payable to:</b></td> <td style="border: none;">Bank Wire to:</td> </tr> <tr> <td style="border: none;">Pearson Virtual Schools USA 32369 Collection Center Drive Chicago, IL 60693-0323</td> <td style="border: none;">Bank Name : Bank of America N A</td> </tr> <tr> <td style="border: none;"></td> <td style="border: none;">Bank Address :</td> </tr> <tr> <td style="border: none;"></td> <td style="border: none;">ABA ACH No : 071000039</td> </tr> <tr> <td style="border: none;"></td> <td style="border: none;">ABA Wire No : 026009593</td> </tr> <tr> <td style="border: none;"></td> <td style="border: none;">SWIFT Code : BOFAUS3N</td> </tr> <tr> <td style="border: none;"></td> <td style="border: none;">A/C No : 8188290225</td> </tr> <tr> <td style="border: none;"></td> <td style="border: none;">Bank Account Name : Connections Education LLC dba Pearson Virtual Schools USA</td> </tr> </tbody> </table>	REMITTANCE INFORMATION		<b>Make Checks Payable to:</b>	Bank Wire to:	Pearson Virtual Schools USA 32369 Collection Center Drive Chicago, IL 60693-0323	Bank Name : Bank of America N A		Bank Address :		ABA ACH No : 071000039		ABA Wire No : 026009593		SWIFT Code : BOFAUS3N		A/C No : 8188290225		Bank Account Name : Connections Education LLC dba Pearson Virtual Schools USA
<b>Total Ordered Quantity (No. Of Items)</b>	:		1																																				
<b>Net Amount</b>	:	USD	\$60,635.05																																				
<b>Tax Total</b>	:	USD	\$1,098.55																																				
<b>Invoice Total</b>	:	USD	\$61,733.60																																				
<b>Amount Due</b>	:	USD	\$61,733.60																																				
REMITTANCE INFORMATION																																							
<b>Make Checks Payable to:</b>	Bank Wire to:																																						
Pearson Virtual Schools USA 32369 Collection Center Drive Chicago, IL 60693-0323	Bank Name : Bank of America N A																																						
	Bank Address :																																						
	ABA ACH No : 071000039																																						
	ABA Wire No : 026009593																																						
	SWIFT Code : BOFAUS3N																																						
	A/C No : 8188290225																																						
	Bank Account Name : Connections Education LLC dba Pearson Virtual Schools USA																																						



<b>Invoice Number:</b> 91000011686							Page 2 of 2
Project Number	Project Agreement Number	Description	Quantity	List Price	Net Price	Tax	Line Total
82067687	CalCAN	Direct Charges	22		60,635.05	1,098.55	61,733.60

To pay your invoice online: Visit <https://ipay2.bizsys.pearson.com/register> to register.  
Already registered? Access your online account by visiting <https://ipay2.bizsys.pearson.com>

Invoice Total	Subtotal	Total Tax	Invoice Total
	USD	USD	USD
	\$60,635.05	\$1,098.55	\$61,733.60



# Pearson

---

Charges for the Following Period:

September 2022

---

**Enrollment/Unit Based Charges**

Accounting and Regulatory Reporting	729.15
Connexus™ Annual License (EMS)	8,749.80
Curriculum Postage	686.21
Direct Course Instruction Support	156.75
Educational Resource Center	1,837.45
Enrollment and Records Management	831.77
Facility Support Services	75.00
Hardware/Software - Employees	449.86
Human Resources Support	937.23
Internet Subsidy Payment Processing	268.85
School Curriculum Supplies	327.83
Student Technology Assistance	7,205.15
Tangible and Intangible Instructional Materials	21,162.78
Technical Support and Repairs	2,187.45
	<hr/>
	45,605.28

**Revenue Based Charges**

Marketing Services	1,768.21
School Administration	10,609.25
Treasury Services	2,652.31
	<hr/>
	15,029.77

***Total Amount Due***

**60,635.05**





# INVOICE

**Customer Bill-to:**  
 California Connections Academy Central  
 Coast  
 33272 VALLE RD  
 SAN JUAN CAPISTRANO, CA 92675

**Attention:**  
 Accounts Payable

**Customer Ship-to:**  
 California Connections Academy  
 Central Coast  
 33272 VALLE RD  
 SAN JUAN CAPISTRANO, CA 92675

**Connections Education LLC dba  
 Pearson Virtual Schools USA**  
 10960 Grantchester Way  
 Columbia, MD 21044  
 Tel: 1-800-843-0019  
**Email:**  
 poblsalesops@pearson.com  
**Tax ID No:**  
 68-0519943

**Invoice Number :** 91000011676  
**Date :** 11-OCT-2022  
**Due Date :**  
**Payment Terms :**  
**Customer Account :** 4235156  
**Project Number :** 82067676  
**Currency :** USD  
**Shipment Terms :**  
**Purchase Order Number :** CALCACC  
**Number of Pages :** Page 1 of 2

<table> <tr> <td><b>Total Ordered Quantity (No. Of Items)</b></td> <td>:</td> <td></td> <td style="text-align: right;">1</td> </tr> <tr> <td><b>Net Amount</b></td> <td>:</td> <td>USD</td> <td style="text-align: right;">\$36,328.90</td> </tr> <tr> <td><b>Tax Total</b></td> <td>:</td> <td>USD</td> <td style="text-align: right;">\$700.37</td> </tr> <tr> <td><b>Invoice Total</b></td> <td>:</td> <td>USD</td> <td style="text-align: right;">\$37,029.27</td> </tr> <tr> <td><b>Amount Due</b></td> <td>:</td> <td>USD</td> <td style="text-align: right;">\$37,029.27</td> </tr> </table>	<b>Total Ordered Quantity (No. Of Items)</b>	:		1	<b>Net Amount</b>	:	USD	\$36,328.90	<b>Tax Total</b>	:	USD	\$700.37	<b>Invoice Total</b>	:	USD	\$37,029.27	<b>Amount Due</b>	:	USD	\$37,029.27	<table border="1"> <thead> <tr> <th colspan="2" style="text-align: center;">REMITTANCE INFORMATION</th> </tr> </thead> <tbody> <tr> <td style="border: 1px dashed black;"><b>Make Checks Payable to:</b></td> <td style="border: 1px dashed black;"><b>Bank Wire to:</b></td> </tr> <tr> <td style="border: 1px dashed black;">Pearson Virtual Schools USA 32369 Collection Center Drive Chicago, IL 60693-0323</td> <td style="border: 1px dashed black;"><b>Bank Name</b> : Bank of America N A</td> </tr> <tr> <td style="border: 1px dashed black;"></td> <td style="border: 1px dashed black;"><b>Bank Address</b> :</td> </tr> <tr> <td style="border: 1px dashed black;"></td> <td style="border: 1px dashed black;"><b>ABA ACH No</b> : 071000039</td> </tr> <tr> <td style="border: 1px dashed black;"></td> <td style="border: 1px dashed black;"><b>ABA Wire No</b> : 026009593</td> </tr> <tr> <td style="border: 1px dashed black;"></td> <td style="border: 1px dashed black;"><b>SWIFT Code</b> : BOFAUS3N</td> </tr> <tr> <td style="border: 1px dashed black;"></td> <td style="border: 1px dashed black;"><b>A/C No</b> : 8188290225</td> </tr> <tr> <td style="border: 1px dashed black;"></td> <td style="border: 1px dashed black;"><b>Bank Account Name</b> : Connections Education LLC dba Pearson Virtual Schools USA</td> </tr> </tbody> </table>	REMITTANCE INFORMATION		<b>Make Checks Payable to:</b>	<b>Bank Wire to:</b>	Pearson Virtual Schools USA 32369 Collection Center Drive Chicago, IL 60693-0323	<b>Bank Name</b> : Bank of America N A		<b>Bank Address</b> :		<b>ABA ACH No</b> : 071000039		<b>ABA Wire No</b> : 026009593		<b>SWIFT Code</b> : BOFAUS3N		<b>A/C No</b> : 8188290225		<b>Bank Account Name</b> : Connections Education LLC dba Pearson Virtual Schools USA
<b>Total Ordered Quantity (No. Of Items)</b>	:		1																																				
<b>Net Amount</b>	:	USD	\$36,328.90																																				
<b>Tax Total</b>	:	USD	\$700.37																																				
<b>Invoice Total</b>	:	USD	\$37,029.27																																				
<b>Amount Due</b>	:	USD	\$37,029.27																																				
REMITTANCE INFORMATION																																							
<b>Make Checks Payable to:</b>	<b>Bank Wire to:</b>																																						
Pearson Virtual Schools USA 32369 Collection Center Drive Chicago, IL 60693-0323	<b>Bank Name</b> : Bank of America N A																																						
	<b>Bank Address</b> :																																						
	<b>ABA ACH No</b> : 071000039																																						
	<b>ABA Wire No</b> : 026009593																																						
	<b>SWIFT Code</b> : BOFAUS3N																																						
	<b>A/C No</b> : 8188290225																																						
	<b>Bank Account Name</b> : Connections Education LLC dba Pearson Virtual Schools USA																																						



<b>Invoice Number:</b> 91000011676							Page 2 of 2
Project Number	Project Agreement Number	Description	Quantity	List Price	Net Price	Tax	Line Total
82067676	CALCACC	Direct Charges	22		36,328.90	700.37	37,029.27

To pay your invoice online: Visit <https://ipay2.bizsys.pearson.com/register> to register.  
 Already registered? Access your online account by visiting <https://ipay2.bizsys.pearson.com>

Invoice Total	Subtotal	Total Tax	Invoice Total
	USD	USD	USD
	\$36,328.90	\$700.37	\$37,029.27



# Pearson

---

Charges for the Following Period:

September 2022

---

**Enrollment/Unit Based Charges**

Accounting and Regulatory Reporting	434.37
Connexus™ Annual License (EMS)	5,212.49
Curriculum Postage	422.16
Direct Course Instruction Support	209.00
Educational Resource Center	1,094.62
Enrollment and Records Management	511.71
Facility Support Services	25.00
Hardware/Software - Employees	268.00
Human Resources Support	558.33
Internet Subsidy Payment Processing	114.65
School Curriculum Supplies	195.29
Student Technology Assistance	4,764.45
Tangible and Intangible Instructional Materials	13,019.37
Technical Support and Repairs	1,303.13
	<hr/>
	28,132.57

**Revenue Based Charges**

Marketing Services	964.27
School Administration	5,785.64
Treasury Services	1,446.42
	<hr/>
	8,196.33

***Total Amount Due***

**36,328.90**



Pearson

**INVOICE**

**Customer Bill-to:**  
California Connections Academy Monterey  
Bay  
33272 Valle Road  
SAN JUAN CAPISTRANO, CA 92675-  
4842

**Attention:**  
Accounts Payable

**Customer Ship-to:**  
California Connections Academy  
Monterey Bay  
33272 Valle Road  
SAN JUAN CAPISTRANO, CA  
92675-4842

**Connections Education LLC dba  
Pearson Virtual Schools USA**  
10960 Grantchester Way  
Columbia, MD 21044  
**Tel:** 1-800-843-0019  
**Email:**  
poblsalesops@pearson.com  
**Tax ID No:**  
68-0519943

**Invoice Number :** 91000011673  
**Date :** 11-OCT-2022  
**Due Date :**  
**Payment Terms :**  
**Customer Account :** 3973052  
**Project Number :** 82067712  
**Currency :** USD  
**Shipment Terms :**  
**Purchase Order Number :** CALCAMB  
**Number of Pages :** Page 1 of 2

<b>Total Ordered Quantity (No. Of Items) :</b> 1	<b>REMITTANCE INFORMATION</b>
<b>Net Amount :</b> USD \$180,578.17	<b>Make Checks Payable to:</b> Pearson Virtual Schools USA 32369 Collection Center Drive Chicago, IL 60693-0323
<b>Tax Total :</b> USD \$3,290.59	<b>Bank Wire to:</b>
<b>Invoice Total :</b> USD \$183,868.76	<b>Bank Name :</b> Bank of America N A
<b>Amount Due :</b> USD \$183,868.76	<b>Bank Address :</b>
	<b>ABA ACH No :</b> 071000039
	<b>ABA Wire No :</b> 026009593
	<b>SWIFT Code :</b> BOFAUS3N
	<b>A/C No :</b> 8188290225
	<b>Bank Account Name :</b> Connections Education LLC dba Pearson Virtual Schools USA



Invoice Number: 91000011673							Page 2 of 2
Project Number	Project Agreement Number	Description	Quantity	List Price	Net Price	Tax	Line Total
82067712	CALCAMB	Direct Charges	22		180,578.17	3,290.59	183,868.76

To pay your invoice online: Visit <https://ipay2.bizsys.pearson.com/register> to register.  
 Already registered? Access your online account by visiting <https://ipay2.bizsys.pearson.com>

Invoice Total	Subtotal	Total Tax	Invoice Total
	USD	USD	USD
	\$180,578.17	\$3,290.59	\$183,868.76



# Pearson

---

Charges for the Following Period:

September 2022

---

**Enrollment/Unit Based Charges**

Accounting and Regulatory Reporting	2,287.87
Connexus™ Annual License (EMS)	27,454.41
Curriculum Postage	2,173.91
Direct Course Instruction Support	1,254.00
Educational Resource Center	5,765.43
Enrollment and Records Management	2,635.03
Facility Support Services	150.00
Hardware/Software - Employees	1,411.56
Human Resources Support	2,940.75
Internet Subsidy Payment Processing	753.72
School Curriculum Supplies	1,028.64
Student Technology Assistance	20,403.02
Tangible and Intangible Instructional Materials	67,043.38
Technical Support and Repairs	6,863.61
	<hr/>
	142,165.33

**Revenue Based Charges**

Marketing Services	4,519.16
School Administration	27,114.94
Treasury Services	6,778.74
	<hr/>
	38,412.84

***Total Amount Due***

**180,578.17**

## Parent and Family Engagement Policy: California Connections Academy Schools

### GENERAL EXPECTATIONS

#### Introduction

Parent and family involvement and engagement are critical to the success of California Connections Academy Schools ("the Schools") and integral to improving student academic achievement. Parents serve as Learning Coaches and play an active role in the learning process, providing input and communicating regularly with teachers. Parents have access to their student's Grade Book at any time by logging into the schools' proprietary education management system (EMS). This provides parents with transparency into their student's academic performance on a day-to-day basis.

This document explains how California Connections Academy Schools will put into operation programs, activities, and procedures for involving parents in its Title I, Part A programs, consistent with Section 1010 of the Every Student Succeeds Act (ESSA). Those programs, activities, and procedures are planned and operated with meaningful consultation with parents of participating students consistent with Section 1010 of the ESSA. This document also explains how the schools provide opportunities for parents with limited English proficiency, parents with disabilities, and parents of migratory children to participate. The schools provide information and schools report required under the ESSA in an understandable and uniform format (including alternative formats upon request) and, to the extent practicable, in a language parents understand. The schools involve parents of students served by the Title I, Part A program in decisions about how Title I, Part A funds reserved for parent involvement are spent.

If the plan for Title I, Part A, developed under Section 1006 of the ESSA, is not satisfactory to the parents of participating students, the schools will submit any parent comments with the plan when the schools submit the plan to the California Department of Education.

Accompanying this Parent and Family Engagement Policy is California Connections Academy Schools' *School-Parent Compact*.

#### **A Description of How California Connections Academy Schools Will Implement Required Parent and Family Engagement Policy Components**

California Connections Academy Schools build the schools' and parent's capacity for strong parent involvement. This ensures effective involvement of parents and supports a partnership among the schools, parents, and the community to improve student academic achievement, through the following activities specifically described herein.

**1. California Connections Academy Schools provide assistance to parents in understanding topics such as California's academic content and academic achievement standards, state and local academic assessments including alternate assessments, how to monitor their child's progress, and how to work with educators. The schools provide materials and training to help parents work with their student to improve their student's academic achievement and using technology, as appropriate, to foster parent involvement.**

During the school year, teachers and parents communicate regularly via WebMail, telephone, and LiveLesson™ sessions. Teachers formally conference with parents regularly. In addition, parents are directly involved in checking daily student work for completeness and may view student grades and other progress indicators in real time.

Progress reports are issued and provide to parents at least quarterly for every student. Parents receive notifications from the school about student attendance and participation in various aspects of the program

Parents have the opportunity to be intimately familiar with their students' progress on a day-to-day basis. The schools' unique EMS technology platform ensures that all parents have access to complete data about their children's learning on a 24/7 basis. In EMS, parents view, in real time, whether their student is on track and making adequate progress. Students who are not on track are identified if and when certain thresholds are reached related to completion of lessons, attendance, contact with the teacher, and/or submission of required assessments or portfolio assignments. The schools contact the parent of any student identified as needing support to discuss issues impeding student's progress and to discuss strategies for getting the student back on track. Parents are also provided with frequent reports on their student's progress. For students who are struggling, school staff meet to develop an intervention plan that directly involves the student's parent.

Materials to encourage parent involvement are provided (with no cost to the family) including online training, a handbook, and school communications such as newsletters and message boards. Daily lesson plans are accessible 24/7 and enable parents to review and understand the objectives of each lesson so that they can support their student's learning effectively. The teaching and administrative staff and curriculum and technical support staff are also available via WebMail or telephone to provide required assistance and advising support.

California Connections Academy Schools provide ongoing training and support to help parents carry out their important role while making optimum use of the available technology tools and professional teacher support. The schools' specific training and support efforts include an orientation for parents to familiarize parents with the features and components of EMS. The training also includes building an effective understanding of the academic program (content, standards and assessment) as well as real-time tools for monitoring and improving student performance. Additional parent training opportunities are provided throughout the school year. There is an area of the schools' website specifically devoted to parent training and resources.

California Connections Academy Schools hold parent-teacher conferences during which the School-Parent Compact is discussed as it relates to the individual child's achievement. If there are performance concerns, or if students are falling behind and in escalation, the student's teacher contacts parents via phone and/or WebMail and includes other teaching or administrative staff as needed. The call focuses on the student's performance and what actions need to occur to get the student back on-track. Teachers may also set up an in-person meeting to discuss any student or parent concerns and to work collaboratively to set goals and identify a timeline for improvement.

Parents have multiple opportunities to shape the overall school experience. They can volunteer to chaperone student field trips,, assist with student activities, serve on the schools' Board of Directors as well as participate in Title I planning meetings. Parents, Caretakers, and families may volunteer for the school, however, volunteering is not required.

**2. California Connections Academy Schools involve all school staff, parents, and students in the joint development of the Parent and Family Engagement Policy and School-Parent Compact for improved student academic achievement under Section 1006 of the ESSA and to build and develop a partnership with parents in the process of school review and improvement to help children achieve the California's high standards under Section 1010 of the ESSA.**



At least one meeting is held annually to discuss the Parent and Family Engagement Policy and School- Parent Compact. Further feedback is solicited through multiple avenues, including the "feedback" link on EMS, phone, WebMail, regular school communications, field trips and back to school activities, and other parent-oriented activities. The Board of Directors intends to maintain at least one parent representative among its members. The schools also survey parents each year in order to evaluate the school on a number of criteria, including student progress, teacher support, and the quality of curriculum.

### **3. Evaluation of the Parent and Family Engagement Policy and School-Parent Compact**

California Connections Academy Schools conduct an annual evaluation of the content and effectiveness of this Parent and Family Engagement Policy in improving the quality of its Title I, Part A plan. The evaluation includes identifying barriers to greater participation by parents in parent involvement activities (with particular attention to parents who are economically disadvantaged, are disabled, have limited English proficiency, have limited literacy, or are of any racial or ethnic minority background). The schools use the findings of the evaluation about its Parent and Family Engagement Policy and activities to design strategies for more effective parent involvement, and to revise, if necessary (and with the involvement of parents) its parent involvement policies. Evaluation methods include:

- Hold at least one annual meeting, with the option to participate virtually Administer an annual parent satisfaction survey which includes questions about academic interventions.
- Solicit feedback through multiple avenues, including the "feedback" link on EMS®, telephone, school communications, and WebMail.

### **4. California Connections Academy Schools educate teachers, principals, and other staff on how to reach out to, communicate with, and work with parents as equal partners; on the value and utility of contributions of parents; and on how to implement and coordinate parent programs and build ties between parents and schools.**

California Connections Academy Schools are committed to providing high-quality and ongoing professional development for both parents and staff to improve instruction and drive toward proficiency on academic standards. California Connections Academy Schools provide teacher training and professional development programs to equip teachers with the following:

- A working knowledge of the Connections Academy® curriculum.
- How to communicate and work effectively with parents/families.
- How to utilize and navigate the tools in EMS.
- How to develop personalized learning plans and individualize instructional programs, including communicating with parents regarding instruction.
- Review of the different forms of assessment and how to utilize test results to guide instruction.
- Knowledge of school processes and policies.
- How on-site staff and virtual teachers work collaboratively in the best interest of each student.

### **5. California Connections Academy Schools ensure that information related to the schools and parent- programs, meetings, and other activities, is sent to the parents of all participating children, including parents with limited English proficiency, parents with disabilities, and parents of migratory children, in a format and language parents can understand (including alternative formats upon request) and, to the extent practicable, in a language the parents can**

**understand.**

- California Connections Academy Schools make effective use of all available technologies to distribute information to parents.
- In addition, parents are encouraged to set up conferences to discuss their student's performance.
- Regular school communications announce upcoming school events and are available online to all parents.
- Certain critical communications may also be provided in print format. For example, the parent training modules are available in print as well as online, and official communications from the schools about withdrawals are also provided via hard-copy mail.
- The schools also develop and make available, via EMS, a school handbook that details all policies and procedures specific to the schools. Translation of materials or availability of materials in other formats (e.g., for those who have difficulty with their vision) are made available upon request.

**6. California Connections Academy Schools build the schools' and parent's capacity for strong parent involvement to ensure effective involvement of parents and to support a partnership among the schools involved, parents, and the community to improve student academic achievement, through the following activities.**

As virtual learning schools, California Connections Academy Schools are able to use technology and the working partnership between parents and school staff to facilitate the full participation of parents who might otherwise face barriers to involvement. For example, parents with disabilities who might otherwise find it difficult to participate in their child's brick-and-mortar classroom can readily interact through our online tools and resources. California Connections Academy Schools make every effort to provide information in an understandable language and format so that parents can actively participate in their student's schooling.

**7. California Connections Academy Schools provide parents of students receiving Title I services reasonable access to staff and opportunities to volunteer, participate, and observe their child's (virtual) classroom. The schools also provide other reasonable support for parent involvement activities as parents may request.**

- Students have the opportunity to participate regularly in both face-to-face and virtual community activities. Face-to-face activities include field trips and community outings, in accordance with federal, state and local health guidelines. Teachers use the telephone quite extensively in communicating with students and parents.
- WebMail is the proprietary private email system included in EMS. WebMail is a "closed" system. Students, parents, and teachers may only use it to communicate with each other, and are protected from spam, contact from strangers, and other mainstream email issues.
- Other examples of support to be provided for parent involvement activities include, but are not limited to: providing multiple ways to attend meetings (face-to-face, phone, LiveLesson™ sessions, and recordings), a private regional Facebook page for parent interactions, translating materials upon request, and holding one-on-one meetings and so forth.

**PART IV. ADOPTION**

This Parent and Family Engagement Policy has been developed jointly with, and agreed on with, parents of students participating in Title I, Part A programs, as evidenced by agenda and minutes of annual parent meetings.

This policy was adopted by the Board of Directors of California Connections Academy Schools on the date noted below and will be reviewed annually. This policy will remain in place until any subsequent changes are adopted by the Board of Directors.

\_\_\_\_\_ (Signature of Authorized Official)

\_\_\_\_\_ (Date)

## **California Connections Academy Schools Parent Compact**

*Parents, students, and the entire school staff have a shared responsibility to help students achieve academic success. This Compact lists mutual responsibilities for attaining the schools' mission. This Compact, acknowledged by a school representative, a parent and the student, is in effect until revoked.*

California Connections Academy Schools and the parents of the students participating in activities, services, and programs funded by Title I, Part A of the Every Student Succeeds Act (ESSA) agree that this Compact outlines how the parents, the students, and the entire school staff will share the responsibility for improved student academic achievement and the means by which the schools and parents will build and develop a partnership to help children achieve California's high standards.

### **California Connections Academy Schools Commitments**

- Involve parents in planning, reviewing, and improving the schools' parental and family engagement policy, in an organized, ongoing, and timely way.
- Involve parents in developing the school-wide program plan, in an organized, ongoing, and timely way. Hold at least one annual meeting to inform parents of the schools' participation in Title I, Part A programs, and to explain the Title I, Part A requirements, and the right of parents to be involved in Title I, Part A programs.
- Provide information to parents of participating students in an understandable and uniform format, including alternative formats upon the request of parents with disabilities, and, to the extent practicable, in a language that parents can understand.
- Provide opportunities (upon request) for regular meetings so that parents can provide suggestions, and participate, as appropriate, in decisions about the education of their children. The schools will respond to any such suggestions as soon as practicably possible.
- Provide to each parent an individual student report about the performance of their child on the state assessments in at least math, language arts, and/or reading, when available.
- Issue progress reports at least quarterly for every student.
- Notify parents about student attendance and participation in various aspects of the program
- Provide each parent timely notice when their child has been assigned or has been taught for four or more consecutive weeks by a teacher who does not meet state-specific teacher effectiveness requirements.

### **Parent/Guardian Commitments**

I understand that my participation in my child's education will positively impact his/her achievement and attitude. Therefore, I will do my best to:

- Ensure that my child participates in school regularly.
- Establish a time and quiet place for my child to complete schoolwork.
- Ensure that my child participates in all required state testing, unless exempted by law.
- Support the school in its efforts to maintain proper discipline.
- Read school communications and notices and respond when necessary.
- Attend school functions, support school activities, and make every effort to attend parent-teacher conferences and/or meetings.
- Actively participate in decisions relating to the education of my child.
- Show an interest in my child's well-being and encourage my child to do his/her best.
- Share information and concerns about my child and about the school, and work together with the school to resolve problems.

## Student Commitments

I know that my education is important and that I am responsible for my success. Therefore, I will do my best to do all of the following:

- Participate in school regularly and be prepared with all materials, including homework and a positive attitude.
- Put forth my best effort that includes paying attention and participating in class discussions, and asking for help when needed.
- Promptly deliver to parent(s) and teacher(s) all letters, messages, and notes from school or home.
- Cooperate with other students and adults involved in lessons and classes.
- Respect the rights and property of others and follow all school rules. This includes showing respect by not acting in a hostile manner or creating fear in others.
- Follow all school directions regarding logging in and for appropriate behavior during synchronous instructional opportunities
- Uphold a high standard of integrity and honor by neither giving nor receiving unauthorized aid in academic settings
- Use appropriate language to communicate with adults and other students and be responsible for my own behavior.

**California Connections Academy Central Coast  
Proposed Revised Budget  
2022-2023**

	<b>Proposed Budget</b>	<b>Budget</b>
<b>Forecasted Enrollment</b>		
Forecasted ADM	117	104
Forecasted Total Enrollment	159	154
Forecasted Funded Enrollment	111	104
<b>Revenue</b>		
<i>State Funding</i>		
LCFF / General Purpose Block Grant - State	481,932	239,679
LCFF / General Purpose Block Grant - State EPA	22,222	20,850
Lottery	26,333	20,746
Mandated Cost Reimbursement	2,727	2,727
Special Education Pass through funds - State	91,110	74,539
A-G Completion Improvement Grant	1,297	1,297
Educator Effectiveness Block Grant	3,178	3,178
ERMHS	1,517	1,517
Universal TK Grant	25,280	25,280
<b>Total State Funding</b>	<b>655,597</b>	<b>389,812</b>
<i>Federal &amp; Other Programs Funding</i>		
Title I	0	0
Title II	0	0
Title IV	0	0
IDEA	9,450	9,450
E-Rate	100	100
<b>Total Federal &amp; Other Programs Funding</b>	<b>9,550</b>	<b>9,550</b>
<i>Local Funding</i>		
LCFF / General Purpose Block Grant - Local	745,421	843,273
<b>Total Local Funding</b>	<b>745,421</b>	<b>843,273</b>
<i>Other Funding</i>		
Interest	500	500
<b>Total Other Funding</b>	<b>500</b>	<b>500</b>
<b>Total Revenue</b>	<b>1,411,068</b>	<b>1,243,135</b>

**California Connections Academy Central Coast  
Proposed Revised Budget  
2022-2023**

**Program Expenses**

<i>Compensation Expense</i>		
<b>Administrative Compensation</b>		
Salaries	60,959	56,348
Benefits	15,544	14,369
Pension	5,641	6,311
Taxes	2,713	2,659
<b>Total Administrative Compensation</b>	<b>84,858</b>	<b>79,688</b>
<b>Instructional Compensation</b>		
Salaries	343,012	309,637
Benefits	87,806	78,958
Pension	51,799	59,141
Taxes	6,562	6,193
<b>Total Instructional Compensation</b>	<b>489,180</b>	<b>453,928</b>
<b>Total Compensation Expense</b>	<b>574,038</b>	<b>533,616</b>
<i>Fee Based Expenses</i>		
<b>Enrollment/Unit Based Fees</b>		
Accounting and Regulatory Reporting	5,853	5,212
Connexus Annual License (EMS)	70,235	62,550
Curriculum Postage	5,255	5,066
Direct Course Instruction Support	1,610	1,610
Educational Resource Center	14,749	13,135
Enrollment and Records Management	6,370	6,140
Facility Support Services	375	375
Hardware/Software - Employees	3,284	3,216
Human Resources Support	6,841	6,700
ISP Processing Fee	1,431	1,376
School Curriculum Supplies	2,405	2,344
Short-Term Sub Teaching Services	14,210	0
Special Populations Consultative Services	17,706	20,266
Student Technology Assistance- Laptops	40,825	57,173
Tangible/Intangible Instr. Materials	162,634	156,443
Technical Support and Repairs	17,559	15,637
Voice Over IP Services	1,970	1,930
<b>Total Enrollment/Unit Based Fees</b>	<b>373,313</b>	<b>359,174</b>
<b>Revenue-Based Fees</b>		
Marketing Services	13,085	11,571
School Administration	78,509	69,428
Treasury Services	19,627	17,357
<b>Total Revenue Based Fees</b>	<b>111,222</b>	<b>98,356</b>
<b>Total Fee-Based Expenses</b>	<b>484,535</b>	<b>457,530</b>

**California Connections Academy Central Coast  
Proposed Revised Budget  
2022-2023**

<i>Other School Expenses</i>		
<b>Assessment</b>		
Student Testing & Assessment Facilities & Services	4,362	4,362
Student Testing & Assessment Travel	5,359	5,359
Student Testing Technology	1,951	1,951
<b>Total Assessment</b>	<b>11,672</b>	<b>11,672</b>
<b>Authorizer Oversight</b>		
District Oversight	12,496	11,038
SELPA Admin Fee	3,573	2,993
STRS Reporting	457	457
<b>Total Authorizer Oversight</b>	<b>16,525</b>	<b>14,487</b>
<b>Employee Related</b>		
Staff Recruiting/Background Checks	536	536
Staff Training/Prof. Dvlpmt	13,135	13,135
Team Building	1,000	1,000
Travel and Conferences - Administration	1,059	1,059
Travel and Conferences - Teachers	2,020	2,020
<b>Total Employee Related</b>	<b>17,751</b>	<b>17,751</b>
<b>Facilities</b>		
Copiers/ Reproduction	336	336
Equipment/Supplies	1,787	1,787
Expensed Furniture and Equipment	3,138	3,138
Internet	726	726
Maintenance & Repairs	884	884
Office Postage	471	471
Office Rent	5,107	5,107
Office Supplies	721	721
Phone	539	539
Rent Operating Expense	570	570
Rent Storage Unit	362	362
Utilities	504	504
<b>Total Facilities</b>	<b>15,144</b>	<b>15,144</b>
<b>Governance</b>		
Accreditation	1,403	1,403
Banking Fees	1,626	1,626
Board-Related Expenses	202	202
Dues - School	925	789
Dues - Staff	392	392
Insurance Expenses	139	161
<b>Total Governance</b>	<b>4,687</b>	<b>4,574</b>
<b>Internet Service Provider</b>		
ISP Payment Reimbursement	4,692	4,692
<b>Total Internet Service Provider</b>	<b>4,692</b>	<b>4,692</b>



**California Connections Academy Central Coast  
Proposed Revised Budget  
2022-2023**

<b><i>Instructional</i></b>		
Other Curriculum	7,435	7,435
Summer School	3,605	3,605
<b>Total Instructional</b>	<b>11,040</b>	<b>11,040</b>
<b><i>Professional Services</i></b>		
Accounting Services/Audit	805	805
AERIES	766	754
Legal Services	3,793	3,793
Legal Special Education	1,250	1,250
Other School Contracted Services	947	947
Other School Expense	81	81
<b>Total Professional Services</b>	<b>7,642</b>	<b>7,631</b>
<b><i>Student Related</i></b>		
Graduation Expense	4,336	4,336
SPED Related Services	68,506	68,506
Student Activities	12,715	12,715
<b>Total Student Related</b>	<b>85,557</b>	<b>85,557</b>
<b><i>Taxes</i></b>		
Sales Tax And Use	6,884	7,003
<b>Total Taxes</b>	<b>6,884</b>	<b>7,003</b>
<b>Total Other Expenses</b>	<b>181,595</b>	<b>179,551</b>
<b>Total Program Expenses</b>	<b>1,240,168</b>	<b>1,170,697</b>
<b><i>Net Increase (Decrease)</i></b>	<b>170,900</b>	<b>72,438</b>

**California Connections Academy Southern California  
Proposed Revised Budget  
2022-2023**

	<b>Proposed Budget</b>	<b>Budget</b>
<b>Forecasted Enrollment</b>		
Forecasted ADM	5,114	5,046
Forecasted Total Enrollment	6,638	6,818
Forecasted Funded Enrollment	4,922	4,976
<b>Revenue</b>		
<i>State Funding</i>		
LCFF / General Purpose Block Grant - State	13,429,941	12,559,988
LCFF / General Purpose Block Grant - State EPA	984,332	995,140
Lottery	1,166,433	990,164
Mandated Cost Reimbursement	141,000	141,000
Special Education Pass through funds - State	4,035,760	3,557,624
A-G Completion Improvement Grant	116,494	116,494
Educator Effectiveness Block Grant	178,142	178,142
ERMHS	257,613	257,613
Universal TK Grant	115,911	115,911
<b>Total State Funding</b>	<b>20,425,626</b>	<b>18,912,076</b>
<i>Federal &amp; Other Programs Funding</i>		
Title I	776,266	757,000
Title II	129,900	124,500
Title IV	54,862	44,000
IDEA	568,050	568,050
E-Rate	11,400	11,400
ESSER Funding	3,421,730	3,421,730
<b>Total Federal &amp; Other Programs Funding</b>	<b>4,962,208</b>	<b>4,926,680</b>
<i>Local Funding</i>		
LCFF / General Purpose Block Grant - Local	41,649,189	40,020,832
<b>Total Local Funding</b>	<b>41,649,189</b>	<b>40,020,832</b>
<i>Other Funding</i>		
Interest	10,000	10,000
Miscellaneous	0	0
<b>Total Other Funding</b>	<b>10,000</b>	<b>10,000</b>
<b>Total Revenue</b>	<b>67,047,023</b>	<b>63,869,587</b>

**California Connections Academy Southern California  
Proposed Revised Budget  
2022-2023**

**Program Expenses**

<i>Compensation Expense</i>		
<b>Administrative Compensation</b>		
Salaries	2,950,770	2,727,602
Benefits	752,446	695,538
Pension	273,069	305,503
Taxes	131,347	128,720
<b>Total Administrative Compensation</b>	<b>4,107,633</b>	<b>3,857,364</b>
<b>Instructional Compensation</b>		
Salaries	16,662,288	14,988,350
Benefits	4,264,673	3,822,029
Pension	2,520,577	2,862,775
Taxes	318,802	299,767
<b>Total Instructional Compensation</b>	<b>23,766,341</b>	<b>21,972,921</b>
<b>Total Compensation Expense</b>	<b>27,873,973</b>	<b>25,830,284</b>
<i>Fee Based Expenses</i>		
<b>Enrollment/Unit Based Fees</b>		
Accounting and Regulatory Reporting	255,722	252,316
Community Outreach	550,000	550,000
Connexus Annual License (EMS)	3,068,662	3,027,797
Curriculum Postage	219,041	224,978
Direct Course Instruction Support	154,844	154,844
Educational Resource Center	644,419	635,837
Enrollment and Records Management	265,505	272,701
Facility Support Services	18,150	18,150
Hardware/Software - Employees	158,958	155,673
Human Resources Support	331,163	324,319
ISP Processing Fee	108,641	109,752
Special Populations Consultative Services	1,095,900	981,006
School Curriculum Supplies	116,433	113,443
Short-Term Sub Teaching Services	32,519	0
Student Technology Assistance- Laptops	1,990,650	1,988,547
Tangible/Intangible Instr. Materials	6,718,964	6,938,103
Technical Support and Repairs	767,165	756,949
Voice Over IP Services	95,375	93,404
<b>Total Enrollment/Unit Based Fees</b>	<b>16,592,111</b>	<b>16,597,821</b>
<b>Revenue-Based Fees</b>		
Marketing Services	621,756	594,763
School Administration	3,730,536	3,568,578
Treasury Services	932,634	892,145
<b>Total Revenue Based Fees</b>	<b>5,284,926</b>	<b>5,055,486</b>
<b>Total Fee-Based Expenses</b>	<b>21,877,037</b>	<b>21,653,307</b>

**California Connections Academy Southern California  
Proposed Revised Budget  
2022-2023**

<i>Other School Expenses</i>		
<b>Assessment</b>		
Student Testing & Assessment Facilities & Services	316,000	316,000
Student Testing & Assessment Travel	259,394	259,394
Student Testing Technology	255,000	255,000
<b>Total Assessment</b>	<b>830,394</b>	<b>830,394</b>
<b>Authorizer Oversight</b>		
District Oversight	560,635	535,760
SELPA Admin Fee	170,150	153,415
STRS Reporting	22,101	22,101
<b>Total Authorizer Oversight</b>	<b>752,885</b>	<b>711,276</b>
<b>Employee Related</b>		
Staff Recruiting/Background Checks	25,957	25,957
Staff Training/Prof. Dvlpmt	635,838	635,838
Team Building	48,400	48,400
Travel and Conferences - Administration	51,259	51,259
Travel and Conferences - Teachers	97,786	97,786
<b>Total Employee Related</b>	<b>859,240</b>	<b>859,240</b>
<b>Facilities</b>		
Copiers/ Reproduction	16,240	16,240
Depreciation	3,000	3,000
Equipment/Supplies	124,000	124,000
Expensed Furniture and Equipment	151,894	151,894
High-Speed Internet	35,141	35,141
Maintenance & Repairs	42,795	42,795
Office Postage	22,797	22,797
Office Rent	247,197	247,197
Office Supplies	34,893	34,893
Phone	13,000	13,000
Rent Operating Expense	26,075	26,075
Rent Storage Unit	27,601	27,601
Utilities	24,420	24,420
<b>Total Facilities</b>	<b>769,053</b>	<b>769,053</b>
<b>Governance</b>		
Accreditation	1,130	1,000
Banking Fees	11,000	11,000
Board-Related Expenses	9,782	9,782
Dues - School	18,985	18,985
Dues - Staff	58,342	56,000
Insurance Expenses	6,712	7,811
<b>Total Governance</b>	<b>105,951</b>	<b>104,578</b>
<b>Internet Service Provider</b>		
ISP Payment Reimbursement	287,000	287,000
<b>Total Internet Service Provider</b>	<b>287,000</b>	<b>287,000</b>

**California Connections Academy Southern California  
Proposed Revised Budget  
2022-2023**

<b><i>Instructional</i></b>		
Other Curriculum	359,914	359,914
Summer School	174,504	174,504
<b>Total Instructional</b>	<b>534,418</b>	<b>534,418</b>
<b><i>Professional Services</i></b>		
Accounting Services/Audit	38,974	38,974
AERIES	37,092	37,000
Legal Services	183,617	183,617
Legal Special Education	60,500	60,500
Other School Contracted Services	45,841	45,841
Other School Expense	3,915	3,915
<b>Total Professional Services</b>	<b>369,939</b>	<b>369,847</b>
<b><i>Student Related</i></b>		
Graduation Expense	55,000	55,000
SPED Related Services	3,997,000	3,997,000
Student Activities	99,000	99,000
<b>Total Student Related</b>	<b>4,151,000</b>	<b>4,151,000</b>
<b><i>Other (Income) and Expense</i></b>		
Gain from Insurance Claims	(84,581)	0
Loss on Legal Settlement	0	0
<b>Total Other (Income) and Expense</b>	<b>(84,581)</b>	<b>0</b>
<b><i>Taxes</i></b>		
Sales Tax And Use	311,078	278,520
<b>Total Taxes</b>	<b>311,078</b>	<b>278,520</b>
<b>Total Other Expenses</b>	<b>8,886,378</b>	<b>8,895,326</b>
<b>Total Program Expenses</b>	<b>58,637,389</b>	<b>56,378,918</b>
<b>Net Increase (Decrease)</b>	<b>8,409,634</b>	<b>7,490,670</b>

**California Connections Academy Central Valley  
Proposed Revised Budget  
2022-2023**

	<b>Proposed Budget</b>	<b>Budget</b>
<b>Forecasted Enrollment</b>		
Forecasted ADM	671	675
Forecasted Total Enrollment	909	968
Forecasted Funded Enrollment	648	661
<b>Revenue</b>		
<i>State Funding</i>		
LCFF / General Purpose Block Grant - State	5,365,610	4,247,135
LCFF / General Purpose Block Grant - State EPA	1,897,899	2,710,139
Lottery	153,605	131,522
Mandated Cost Reimbursement	18,000	18,000
Special Education Pass through funds - State	531,459	472,554
A-G Completion Improvement Grant	50,000	50,000
Educator Effectiveness Block Grant	25,427	25,427
ERMHS	32,697	32,697
Universal TK Grant	53,803	53,803
<b>Total State Funding</b>	<b>8,128,499</b>	<b>7,741,277</b>
<i>Federal &amp; Other Programs Funding</i>		
Title I	136,142	148,800
Title II	22,278	22,500
Title IV	10,721	10,000
IDEA	81,800	81,800
E-Rate	1,500	1,500
ESSER Funding	591,804	591,804
<b>Total Federal &amp; Other Programs Funding</b>	<b>844,245</b>	<b>856,404</b>
<i>Local Funding</i>		
LCFF / General Purpose Block Grant - Local	425,259	471,116
<b>Total Local Funding</b>	<b>425,259</b>	<b>471,116</b>
<i>Other Funding</i>		
Interest	1,200	1,200
<b>Total Other Funding</b>	<b>1,200</b>	<b>1,200</b>
<b>Total Revenue</b>	<b>9,399,203</b>	<b>9,069,997</b>

**California Connections Academy Central Valley  
Proposed Revised Budget  
2022-2023**

**Program Expenses**

*Compensation Expense*

<b>Administrative Compensation</b>		
Salaries	394,768.99	364,912
Benefits	100,666.10	93,053
Pension	36,532.58	40,872
Taxes	17,572.23	17,221
<b>Total Administrative Compensation</b>	<b>549,540</b>	<b>516,058</b>
<b>Instructional Compensation</b>		
Salaries	2,238,808.67	2,005,217
Benefits	572,912.23	511,330
Pension	339,391.51	382,997
Taxes	42,843.86	40,104
<b>Total Instructional Compensation</b>	<b>3,193,956</b>	<b>2,939,649</b>
<b>Total Compensation Expense</b>	<b>3,743,496</b>	<b>3,455,706</b>

*Fee Based Expenses*

<b>Enrollment/Unit Based Fees</b>		
Accounting and Regulatory Reporting	33,557	33,756
Community Outreach	25,000	25,000
Connexus Annual License (EMS)	402,685	405,074
Curriculum Postage	29,990	31,928
Direct Course Instruction Support	13,422	13,422
Educational Resource Center	84,564	85,066
Enrollment and Records Management	36,352	38,700
Facility Support Services	2,428	2,428
Hardware/Software - Employees	21,266	20,827
Human Resources Support	44,305	43,389
ISP Processing Fee	15,154	15,314
School Curriculum Supplies	15,577	15,177
Short-Term Sub Teaching Services	10,128	0
Special Populations Consultative Services	168,709	131,244
Student Technology Assistance- Laptops	300,150	709,483
Tangible/Intangible Instr. Materials	916,457	982,153
Technical Support and Repairs	100,671	101,269
Voice Over IP Services	12,760	12,496
<b>Total Enrollment/Unit Based Fees</b>	<b>2,233,175</b>	<b>2,666,726</b>
<b>Revenue-Based Fees</b>		
Marketing Services	87,520	84,817
School Administration	525,123	508,905
Treasury Services	131,281	127,226
<b>Total Revenue Based Fees</b>	<b>743,924</b>	<b>720,948</b>
<b>Total Fee-Based Expenses</b>	<b>2,977,099</b>	<b>3,387,674</b>

**California Connections Academy Central Valley  
Proposed Revised Budget  
2022-2023**

*Other School Expenses*

**Assessment**

Student Testing & Assessment Facilities & Services	23,000	23,000
Student Testing & Assessment Travel	34,703	34,703
Student Testing Technology	64,407	28,000
<b>Total Assessment</b>	<b>122,110</b>	<b>85,703</b>

**Authorizer Oversight**

District Oversight	76,888	74,284
SELPA Admin Fee	22,608	20,547
STRS Reporting	2,957	2,957
<b>Total Authorizer Oversight</b>	<b>102,453</b>	<b>97,787</b>

**Employee Related**

Staff Recruiting/Background Checks	3,473	3,473
Staff Training/Prof. Dvlpmt	85,066	85,066
Team Building	6,475	6,475
Travel and Conferences - Administration	6,858	6,858
Travel and Conferences - Teachers	13,082	13,082
<b>Total Employee Related</b>	<b>114,954</b>	<b>114,954</b>

**Facilities**

Copiers/ Reproduction	2,173	2,173
Equipment/Supplies	13,000	13,000
Expensed Furniture and Equipment	20,321	20,321
High-Speed Internet	4,701	4,701
Maintenance & Repairs	5,725	5,725
Office Postage	3,050	3,050
Office Rent	33,071	33,071
Office Supplies	4,668	4,668
Phone	3,488	3,488
Rent Operating Expense	3,693	3,693
Rent Storage Unit	2,000	2,000
Utilities	3,267	3,267
<b>Total Facilities</b>	<b>99,158</b>	<b>99,158</b>

**Governance**

Accreditation	1,130	3,000
Banking Fees	1,000	1,000
Board-Related Expenses	1,309	1,309
Dues - School	9,631	9,000
Dues - Staff	2,540	2,540
Insurance Expenses	898	1,045
<b>Total Governance</b>	<b>16,507</b>	<b>17,894</b>

**Internet Service Provider**

ISP Payment Reimbursement	34,000	34,000
<b>Total Internet Service Provider</b>	<b>34,000</b>	<b>34,000</b>



**California Connections Academy Central Valley  
Proposed Revised Budget  
2022-2023**

<b><i>Instructional</i></b>		
Other Curriculum	48,151	48,151
Summer School	23,346	23,346
<b>Total Instructional</b>	<b>71,497</b>	<b>71,497</b>
<b><i>Professional Services</i></b>		
Accounting Services/Audit	5,214	5,214
AERIES	4,962	5,000
Legal Services	24,565	24,565
Legal Special Education	8,094	8,094
Other School Contracted Services	6,133	6,133
Other School Expense	524	524
<b>Total Professional Services</b>	<b>49,492</b>	<b>49,530</b>
<b><i>Student Related</i></b>		
Graduation Expense	7,000	7,000
SPED Related Services	728,000	728,000
Student Activities	13,695	13,695
<b>Total Student Related</b>	<b>748,695</b>	<b>748,695</b>
<b><i>Taxes</i></b>		
Sales Tax And Use	48,907	78,519
<b>Total Taxes</b>	<b>48,907</b>	<b>78,519</b>
<b>Total Other Expenses</b>	<b>1,407,774</b>	<b>1,397,737</b>
<b>Total Program Expenses</b>	<b>8,128,369</b>	<b>8,241,117</b>
<b>Net Increase (Decrease)</b>	<b>1,270,834</b>	<b>828,879</b>

**California Connections Academy @ Ripon**  
**Proposed Revised Budget**  
**2022-2023**

	<b>Proposed Budget</b>	<b>Budget</b>
<b>Forecasted Enrollment</b>		
Forecasted ADM	1,766	1,791
Forecasted Total Enrollment	2,372	2,513
Forecasted Funded Enrollment	1,691	1,791
<b>Revenue</b>		
<i>State Funding</i>		
LCFF / General Purpose Block Grant - State	11,351,969	8,905,016
LCFF / General Purpose Block Grant - State EPA	4,918,314	7,262,598
Mandated Cost Reimbursement	46,000	46,000
Special Education Pass through funds - State	1,386,286	1,280,728
A-G Completion Improvement Grant	41,383	41,383
Educator Effectiveness Block Grant	59,690	59,690
ERMHS	103,852	103,852
Universal TK Grant	55,846	55,846
<b>Total State Funding</b>	<b>18,364,010</b>	<b>18,111,566</b>
<i>Federal &amp; Other Programs Funding</i>		
Title I	238,019	225,000
Title II	40,655	38,000
Title IV	16,266	14,200
IDEA	186,500	186,500
E-Rate	4,300	4,300
ESSER Funding	1,255,253	1,255,253
<b>Total Federal &amp; Other Programs Funding</b>	<b>1,740,993</b>	<b>1,723,253</b>
<i>Local Funding</i>		
LCFF / General Purpose Block Grant - Local	2,823,803	2,984,814
<b>Total Local Funding</b>	<b>2,823,803</b>	<b>2,984,814</b>
<i>Other Funding</i>		
Interest	8,000	8,000
<b>Total Other Funding</b>	<b>8,000</b>	<b>8,000</b>
<b>Total Revenue</b>	<b>22,936,807</b>	<b>22,827,633</b>

**California Connections Academy @ Ripon**  
**Proposed Revised Budget**  
**2022-2023**

**Program Expenses**

<i>Compensation Expense</i>		
<b>Administrative Compensation</b>		
Salaries	1,047,395	968,180
Benefits	267,086	246,886
Pension	96,928	108,440
Taxes	37,568	45,690
<b>Total Administrative Compensation</b>	<b>1,448,977</b>	<b>1,369,196</b>
<b>Instructional Compensation</b>		
Salaries	5,956,987	5,320,212
Benefits	1,524,210	1,356,654
Pension	904,308	1,016,161
Taxes	114,013	106,404
<b>Total Instructional Compensation</b>	<b>8,499,518</b>	<b>7,799,431</b>
<b>Total Compensation Expense</b>	<b>9,948,495</b>	<b>9,168,628</b>
<i>Fee Based Expenses</i>		
<b>Enrollment/Unit Based Fees</b>		
Accounting and Regulatory Reporting	88,310	89,561
Community Outreach	50,000	50,000
Connexus Annual License (EMS)	1,059,719	1,074,736
Curriculum Postage	78,276	82,916
Direct Course Instruction Support	47,825	47,825
Educational Resource Center	222,541	225,695
Enrollment and Records Management	94,880	100,504
Facility Support Services	6,442	6,442
Hardware/Software - Employees	56,423	55,257
Human Resources Support	117,548	115,119
ISP Processing Fee	36,532	38,698
Special Populations Consultative Services	41,329	40,267
School Curriculum Supplies	25,836	0
Short-Term Sub Teaching Services	416,102	348,215
Student Technology Assistance- Laptops	708,400	1,776,393
Tangible/Intangible Instr. Materials	2,407,550	2,556,911
Technical Support and Repairs	264,930	268,684
Voice Over IP Services	33,854	33,154
<b>Total Enrollment/Unit Based Fees</b>	<b>5,756,497</b>	<b>6,910,379</b>
<b>Revenue-Based Fees</b>		
Marketing Services	212,522	212,486
School Administration	1,275,130	1,274,913
Treasury Services	318,783	318,728
<b>Total Revenue Based Fees</b>	<b>1,806,434</b>	<b>1,806,127</b>
<b>Total Fee-Based Expenses</b>	<b>7,562,931</b>	<b>8,716,506</b>

**California Connections Academy @ Ripon**  
**Proposed Revised Budget**  
**2022-2023**

<i>Other School Expenses</i>		
<b>Assessment</b>		
Student Testing & Assessment Facilities & Services	131,000	131,000
Student Testing & Assessment Travel	92,074	92,074
Student Testing Technology	41,000	41,000
<b>Total Assessment</b>	<b>264,074</b>	<b>264,074</b>
<b>Authorizer Oversight</b>		
District Administrative Fees	10,000	10,000
District Oversight	190,941	191,524
SELPA Admin Fee	58,682	54,988
STRS Reporting	7,845	7,845
<b>Total Authorizer Oversight</b>	<b>267,468</b>	<b>264,357</b>
<b>Employee Related</b>		
Staff Recruiting/Background Checks	9,214	9,214
Staff Training/Prof. Dvlpmt	225,695	225,695
Team Building	17,180	17,180
Travel and Conferences - Administration	18,195	18,195
Travel and Conferences - Teachers	34,710	34,710
<b>Total Employee Related</b>	<b>304,993</b>	<b>304,993</b>
<b>Facilities</b>		
Copiers/ Reproduction	5,765	5,765
Equipment/Supplies	11,000	11,000
Expensed Furniture and Equipment	53,916	53,916
High-Speed Internet	12,474	12,474
Maintenance & Repairs	15,190	15,190
Office Postage	8,092	8,092
Office Rent	87,744	87,744
Office Supplies	12,385	12,385
Phone	9,256	9,256
Rent Operating Expense	9,797	9,797
Rent Storage Unit	5,000	5,000
Utilities	8,668	8,668
<b>Total Facilities</b>	<b>239,287</b>	<b>239,287</b>
<b>Governance</b>		
Accreditation	1,170	1,000
Banking Fees	5,000	5,000
Board-Related Expenses	3,472	3,472
Dues - School	27,000	27,000
Dues - Staff	6,739	6,739
Insurance Expenses	2,382	2,773
<b>Total Governance</b>	<b>45,763</b>	<b>45,984</b>
<b>Internet Service Provider</b>		
ISP Payment Reimbursement	89,000	89,000
<b>Total Internet Service Provider</b>	<b>89,000</b>	<b>89,000</b>

**California Connections Academy @ Ripon  
Proposed Revised Budget  
2022-2023**

<b><i>Instructional</i></b>		
Other Curriculum	127,754	127,754
Summer School	61,941	61,941
<b>Total Instructional</b>	<b>189,695</b>	<b>189,695</b>
<b><i>Professional Services</i></b>		
Accounting Services/Audit	13,834	13,834
AERIES	13,166	13,000
Legal Services	65,176	65,176
Legal Special Education	21,475	21,475
Other School Contracted Services	16,272	16,272
Other School Expense	1,390	1,390
<b>Total Professional Services</b>	<b>131,312</b>	<b>131,146</b>
<b><i>Student Related</i></b>		
Graduation Expense	10,000	10,000
SPED Related Services	1,324,000	1,324,000
Student Activities	28,000	28,000
<b>Total Student Related</b>	<b>1,362,000</b>	<b>1,362,000</b>
<b><i>Taxes</i></b>		
Sales Tax And Use	111,013	181,825
<b>Total Taxes</b>	<b>111,013</b>	<b>181,825</b>
<b>Total Other Expenses</b>	<b>3,004,605</b>	<b>3,072,360</b>
<b>Total Program Expenses</b>	<b>20,516,032</b>	<b>20,957,494</b>
<b><i>Net Increase (Decrease)</i></b>	<b><i>2,420,775</i></b>	<b><i>1,870,140</i></b>

**California Connections Academy North Bay  
Proposed Revised Budget  
2022-2023**

	<b>Proposed Budget</b>	<b>Budget</b>
<b>Forecasted Enrollment</b>		
Forecasted ADM	148	175
Forecasted Total Enrollment	201	250
Forecasted Funded Enrollment	141	167
<b>Revenue</b>		
<i>State Funding</i>		
LCFF / General Purpose Block Grant - State	975,384	1,094,825
LCFF / General Purpose Block Grant - State EPA	28,277	33,481
Mandated Cost Reimbursement	5,000	5,000
Special Education Pass through funds - State	115,937	119,695
A-G Access Grant	6,357	6,357
Educator Effectiveness Block Grant	16,320	16,320
ERMHS	6,075	6,075
Universal TK Grant	25,440	25,440
<b>Total State Funding</b>	<b>1,212,298</b>	<b>1,340,506</b>
<i>Federal &amp; Other Programs Funding</i>		
Title I	32,766	38,000
Title II	4,866	6,000
Title IV	10,000	10,000
IDEA	24,400	24,400
ESSER Funding	153,416	153,416
E-Rate	400	400
<b>Total Federal &amp; Other Programs Funding</b>	<b>225,848</b>	<b>232,216</b>
<i>Local Funding</i>		
LCFF / General Purpose Block Grant - Local	631,104	699,297
<b>Total Local Funding</b>	<b>631,104</b>	<b>699,297</b>
<i>Other Funding</i>		
Interest	500	500
<b>Total Other Funding</b>	<b>500</b>	<b>500</b>
<b>Total Revenue</b>	<b>2,069,750</b>	<b>2,272,518</b>

**California Connections Academy North Bay  
Proposed Revised Budget  
2022-2023**

**Program Expenses**

<i>Compensation Expense</i>		
<b>Administrative Compensation</b>		
Salaries	102,326	94,587
Benefits	26,093	24,120
Pension	9,469	10,594
Taxes	4,555	4,464
<b>Total Administrative Compensation</b>	<b>142,444</b>	<b>133,765</b>
<b>Instructional Compensation</b>		
Salaries	578,786	519,764
Benefits	148,128	132,540
Pension	87,628	99,275
Taxes	11,075	10,395
<b>Total Instructional Compensation</b>	<b>825,617</b>	<b>761,974</b>
<b>Total Compensation Expense</b>	<b>968,061</b>	<b>895,740</b>
<i>Fee Based Expenses</i>		
<b>Enrollment/Unit Based Fees</b>		
Accounting and Regulatory Reporting	7,376	8,750
Connexus Annual License (EMS)	88,511	104,998
Curriculum Postage	6,642	8,235
Direct Course Instruction Support	6,940	6,940
Educational Resource Center	18,587	22,050
Enrollment and Records Management	8,050	9,981
Facility Support Services	629	629
Hardware/Software - Employees	5,512	5,398
Human Resources Support	11,484	11,247
ISP Processing Fee	2,848	3,226
School Curriculum Supplies	4,038	3,934
Short-Term Sub Teaching Services	2,606	0
Special Populations Consultative Services	23,674	34,019
Student Technology Assistance- Laptops	147,468	172,980
Tangible/Intangible Instr. Materials	207,308	251,349
Technical Support and Repairs	22,128	26,249
Voice Over IP Services	3,307	3,239
<b>Total Enrollment/Unit Based Fees</b>	<b>567,107</b>	<b>673,224</b>
<b>Revenue-Based Fees</b>		
Marketing Services	19,228	21,218
School Administration	115,370	127,311
Treasury Services	28,843	31,828
<b>Total Revenue Based Fees</b>	<b>163,441</b>	<b>180,357</b>
<b>Total Fee-Based Expenses</b>	<b>730,549</b>	<b>853,581</b>

**California Connections Academy North Bay  
Proposed Revised Budget  
2022-2023**

<i>Other School Expenses</i>		
<b>Assessment</b>		
Student Testing & Assessment Facilities & Services	14,000	14,000
Student Testing & Assessment Travel	8,995	8,995
Student Testing Technology	5,000	6,000
<b>Total Assessment</b>	<b>27,995</b>	<b>28,995</b>
<b>Authorizer Oversight</b>		
District Oversight	16,348	18,276
SELPA Admin Fee	5,124	5,256
STRS Reporting	766	766
<b>Total Authorizer Oversight</b>	<b>22,238</b>	<b>24,298</b>
<b>Employee Related</b>		
Staff Recruiting/Background Checks	900	900
Staff Training/Prof. Dvlpmt	22,050	22,050
Team Building	1,678	1,678
Travel and Conferences - Administration	1,778	3,391
Travel and Conferences - Teachers	3,391	1,778
<b>Total Employee Related</b>	<b>29,797</b>	<b>29,797</b>
<b>Facilities</b>		
Copiers/Reproduction	563	563
Equipment/Supplies	4,000	4,000
Expensed Furniture and Equipment	5,267	5,267
Internet	1,219	1,219
Maintenance & Repairs	1,484	1,484
Office Postage	791	791
Office Rent	1,210	1,210
Office Supplies	8,572	8,572
Rent Operating Expense	904	904
Rent Storage Unit	957	957
Phone	4,000	4,000
Utilities	847	847
<b>Total Facilities</b>	<b>29,814</b>	<b>29,814</b>
<b>Governance</b>		
Accreditation	1,000	1,000
Banking Fees	1,000	1,000
Board-Related Expenses	339	339
Dues - School	3,000	658
Dues - Staff	658	3,000
Insurance Expenses	233	271
<b>Total Governance</b>	<b>6,230</b>	<b>6,268</b>
<b>Internet Service Provider</b>		
ISP Payment Reimbursement	8,000	8,000
<b>Total Internet Service Provider</b>	<b>8,000</b>	<b>8,000</b>



**California Connections Academy North Bay  
Proposed Revised Budget  
2022-2023**

<b><i>Instructional</i></b>		
Other Curriculum	12,481	12,481
Summer School	6,051	6,051
<b>Total Instructional</b>	<b>18,533</b>	<b>18,533</b>
<b><i>Professional Services</i></b>		
Accounting Services/Audit	1,352	1,352
AERIES	2,000	2,000
Legal Services	6,367	6,367
Legal Special Education	2,098	2,098
Other School Contracted Services	1,590	1,590
Other School Expense	136	136
<b>Total Professional Services</b>	<b>13,542</b>	<b>13,542</b>
<b><i>Student Related</i></b>		
Graduation Expense	5,000	5,000
SPED Related Services	137,000	137,000
Student Activities	10,500	10,500
<b>Total Student Related</b>	<b>152,500</b>	<b>152,500</b>
<b><i>Taxes</i></b>		
Sales Tax And Use	16,349	0
<b>Total Taxes</b>	<b>16,349</b>	<b>0</b>
<b>Total Other Expenses</b>	<b>324,999</b>	<b>311,748</b>
<b>Total Program Expenses</b>	<b>2,023,608</b>	<b>2,061,069</b>
<b>Net Increase (Decrease)</b>	<b>46,142</b>	<b>211,449</b>

**California Connections Academy Monterey Bay  
Proposed Revised Budget  
2022-2023**

	<b>Proposed Budget</b>	<b>Budget</b>
<b>Forecasted Enrollment</b>		
Forecasted ADM	459	549
Forecasted Total Enrollment	629	791
Forecasted Funded Enrollment	451	504
<b>Revenue</b>		
<i>State Funding</i>		
LCFF / General Purpose Block Grant - State	2,178,803	2,149,117
LCFF / General Purpose Block Grant - State EPA	90,169	100,806
Lottery	106,850	100,302
Mandated Cost Reimbursement	13,442	13,442
Special Education Pass through funds - State	369,693	360,381
A-G Completion Improvement Grant	7,135	7,135
Educator Effectiveness Block Grant	3,178	3,178
ERMHS	33,934	33,934
Universal TK Grant	26,223	26,223
<b>Total State Funding</b>	<b>2,829,427</b>	<b>2,794,518</b>
<i>Federal &amp; Other Programs Funding</i>		
Title I	0	0
Title II	0	0
Title IV	0	0
IDEA	52,250	52,250
E-Rate	600	600
<b>Total Federal &amp; Other Programs Funding</b>	<b>52,850</b>	<b>52,850</b>
<i>Local Funding</i>		
LCFF / General Purpose Block Grant - Local	2,737,397	3,022,185
<b>Total Local Funding</b>	<b>2,737,397</b>	<b>3,022,185</b>
<i>Other Funding</i>		
Interest	554	500
<b>Total Other Funding</b>	<b>554</b>	<b>500</b>
<b>Total Revenue</b>	<b>5,620,228</b>	<b>5,870,053</b>

**California Connections Academy Monterey Bay  
Proposed Revised Budget  
2022-2023**

**Program Expenses**

<i>Compensation Expense</i>		
<b>Administrative Compensation</b>		
Salaries	321,072	296,789
Benefits	81,873	75,681
Pension	29,713	33,242
Taxes	14,292	14,006
<b>Total Administrative Compensation</b>	<b>446,949</b>	<b>419,718</b>
<b>Instructional Compensation</b>		
Salaries	1,844,108	1,630,874
Benefits	471,655	415,873
Pension	281,279	311,497
Taxes	35,311	32,617
<b>Total Instructional Compensation</b>	<b>2,632,352</b>	<b>2,390,861</b>
<b>Total Compensation Expense</b>	<b>3,079,301</b>	<b>2,810,579</b>
<i>Fee Based Expenses</i>		
<b>Enrollment/Unit Based Fees</b>		
Accounting and Regulatory Reporting	22,974	27,454
Connexus Annual License (EMS)	275,684	329,453
Curriculum Postage	20,752	26,087
Direct Course Instruction Support	26,288	26,288
Educational Resource Center	57,894	69,185
Enrollment and Records Management	25,154	31,620
Facility Support Services	1,975	1,975
Hardware/Software - Employees	13,200	16,939
Human Resources Support	27,500	35,289
ISP Processing Fee	9,045	9,045
School Curriculum Supplies	9,500	12,344
Short-Term Sub Teaching Services	3,538	0
Special Populations Consultative Services	100,912	106,743
Student Technology Assistance- Laptops	144,900	244,836
Tangible/Intangible Instr. Materials	639,121	809,937
Technical Support and Repairs	68,921	82,363
Voice Over IP Services	7,920	10,163
<b>Total Enrollment/Unit Based Fees</b>	<b>1,455,277</b>	<b>1,839,721</b>
<b>Revenue-Based Fees</b>		
Marketing Services	51,638	54,230
School Administration	309,828	325,379
Treasury Services	77,457	81,345
<b>Total Revenue Based Fees</b>	<b>438,923</b>	<b>460,954</b>
<b>Total Fee-Based Expenses</b>	<b>1,894,200</b>	<b>2,300,675</b>

**California Connections Academy Monterey Bay  
Proposed Revised Budget  
2022-2023**

<i>Other School Expenses</i>		
<b>Assessment</b>		
Student Testing & Assessment Facilities & Services	16,971	16,971
Student Testing & Assessment Travel	28,224	28,224
Student Testing Technology	12,244	12,244
<b>Total Assessment</b>	<b>57,439</b>	<b>57,439</b>
<b>Authorizer Oversight</b>		
District Administrative Fees	10,000	10,000
District Oversight	50,064	52,721
STRS Reporting	15,956	15,630
SELPA Admin Fee	2,405	2,405
<b>Total Authorizer Oversight</b>	<b>78,424</b>	<b>80,756</b>
<b>Employee Related</b>		
Staff Recruiting/Background Checks	2,824	2,824
Staff Training/Prof. Dvlpmt	69,185	69,185
Team Building	5,266	5,266
Travel and Conferences - Administration	5,577	5,577
Travel and Conferences - Teachers	10,640	10,640
<b>Total Employee Related</b>	<b>93,493</b>	<b>93,493</b>
<b>Facilities</b>		
Copiers/ Reproduction	1,767	1,767
Equipment/Supplies	6,197	6,197
Expensed Furniture and Equipment	16,528	16,528
High-Speed Internet	3,824	3,824
Maintenance & Repairs	4,657	4,657
Office Postage	2,481	2,481
Office Rent	26,897	26,897
Office Supplies	3,797	3,797
Rent Operating Expense	2,837	2,837
Rent Storage Unit	3,003	3,003
Phone	1,329	1,329
Utilities	2,657	2,657
<b>Total Facilities</b>	<b>75,973</b>	<b>75,973</b>
<b>Governance</b>		
Accreditation	1,130	1,247
Banking Fees	418	418
Board-Related Expenses	1,064	1,064
Dues - School	5,386	5,183
Dues - Staff	2,066	2,066
Insurance Expenses	730	850
<b>Total Governance</b>	<b>10,794</b>	<b>10,828</b>
<b>Internet Service Provider</b>		
ISP Payment Reimbursement	21,104	21,104
<b>Total Internet Service Provider</b>	<b>21,104</b>	<b>21,104</b>

**California Connections Academy Monterey Bay  
Proposed Revised Budget  
2022-2023**

<b><i>Instructional</i></b>		
Other Curriculum	39,162	39,162
Summer School	18,988	18,988
<b>Total Instructional</b>	<b>58,150</b>	<b>58,150</b>
<b><i>Professional Services</i></b>		
Accounting Services/Audit	4,241	4,241
AERIES	4,036	3,766
Legal Services	19,979	19,979
Legal Special Education	6,583	6,583
Other School Contracted Services	4,988	4,988
Other School Expense	426	426
<b>Total Professional Services</b>	<b>40,253</b>	<b>39,983</b>
<b><i>Student Related</i></b>		
Graduation Expense	9,874	9,874
SPED Related Services	296,603	296,603
Student Activities	6,377	6,377
<b>Total Student Related</b>	<b>312,855</b>	<b>312,855</b>
<b><i>Taxes</i></b>		
Sales Tax And Use	25,877	32,587
<b>Total Taxes</b>	<b>25,877</b>	<b>32,587</b>
<b>Total Other Expenses</b>	<b>774,362</b>	<b>783,167</b>
<b>Total Program Expenses</b>	<b>5,747,862</b>	<b>5,894,421</b>
<b><i>Net Increase (Decrease)</i></b>	<b><i>(127,634)</i></b>	<b><i>(24,367)</i></b>

## CalCA Agreement to Teach Departmentalized Subjects under EC §44258.7(c)(d)

In accordance with Education Code §44258.7(c)(d), a teacher employed on a full-time basis who teaches kindergarten or any of grades 1 to 12, inclusive, and who has special skills and preparation outside of the teacher's credential authorization may, with the teacher's consent, be assigned to teach an elective course in the area of the special skills or preparation, provided that the assignment is first approved by a committee on assignments (CoA). This form is used by the CoA to document a teacher's consent to teach an elective course in a departmentalized setting in kindergarten or any of grades 1 through 12 in accordance with EC §44258.7(c)(d).

Teacher:

Online Classroom ID:

School Level and/or Department:

Subject(s) being requested:

Initial Request     Subsequent Request

I consent to the assignment under EC §44258.7(c)(d).

Teacher's signature:

Date:

*Final assignment subject to CalCA administrative approval process.*

**CALIFORNIA ONLINE PUBLIC SCHOOLS  
TEACHER ASSIGNMENT POLICY  
FOR LOCAL ASSIGNMENT OPTIONS UNDER EC §§44258.7(c)(d)**  
**To become effective immediately upon approval**

California Online Public Schools, a California non-profit public benefit corporation, operates the following charter schools:

California Connections Academy Southern California  
California Connections Academy Central Valley  
California Connections Academy North Bay  
California Connections Academy Northern California  
California Connections Academy Central Coast  
California Connections Academy Monterey Bay

*These schools, plus any others operated by California Online Public Schools (CalOPS), are collectively known and referred to as “California Connections Academy Schools.”*

**BACKGROUND**

Changes to the law regarding the requirements for teacher credentials in charter schools went into effect for the 2020-21 school year, under AB 1219. This new law, as incorporated into Education Code 47605 (I), establishes that teachers in charter schools are held to the same credentialing and assignment requirements as traditional public schools and school districts. AB 1219 also establishes a new statewide monitoring system for collecting and publicly reporting misassignments. There was a “grace period” established for charter school teachers under Education Code Section 47605.4 who were already employed during the 2019-20 school year to allow five years to obtain credentials which match their assignment.

The rules about what credential a teacher holds are very complex, especially for secondary level students. The California Commission on Teacher Credentialing (CTC), which issues credentials, is also the agency which establishes which credentials may be used with which assignments. In addition to subject level credentials, there are also additional authorizations needed, such as those for teaching English Language Learner or Special Education students. The state does allow for “alternative assignment options” in order to meet school site needs. This option for charter schools is found in Education Code Section 47605 (I)(1) which states, “A governing body of a direct-funded charter school may use local assignment options authorized in statute and regulations for the purpose of legally assigning teachers, in accordance with all of the requirements of the applicable statutes or regulations in the same manner as a governing board of a school district.”

## **TIMELINE**

It should be noted that the relevant statutes for using a Local Assignment Option (Education Code Section §44258.7(c)(d)) requires that Board policy, the assessment of teacher subject matter competence, and the formation and approval by the Committee on Assignments (CoA) is supposed to take place prior to the assignment. For the 2022-23 school year, teaching assignments were made in summer of 2022. The courses and teachers identified for assignment under this policy are listed in Attachment 1. For all following school years, the Committee on Assignments will make these decisions in the summer prior to each school year. These policies and procedures will be in place at that time.

## **POLICY ON TEACHER ASSIGNMENTS**

The CalOPS Board recognizes that California Connections Academy Schools operate under the Independent Study laws and regulations, and therefore, all teachers employed by the organization should be reported to the state as teaching through the Independent Study instructional model. The primary model used by the school is one in which the curriculum, lessons and assignments are provided through the online Educational Management System, known as Pearson Online Classroom, and the teachers support and facilitate the instructional program through some synchronous instruction (which is usually optional for students), plus grading and feedback on student work, and one on one or small group instruction or tutoring using virtual methods such as message boards, phone calls, or video conferencing.

The CalOPS Board has delegated to the Administration of California Connections Academy Schools the responsible for hiring and assigning all teachers at all grade levels. Each grade span (K-5, 6-8 and 9-12) has a Principal and other administrators who are responsible for this aspect of school operations. The Business Services Department and contracted Human Resources Department support this work through collection, verification and reporting of teacher credentials.

The Administration will make all efforts to hire and assign teachers working with California Connections Academy students to the proper assignment of courses and other teaching assignments based on the current CTC guidelines and regulations.

While the responsibility for obtaining, updating and renewing credentials stays with the teacher, the Administration will make efforts to support teachers in maintaining current and appropriate credentials, when possible given the resources of the organization.

In order to maintain a broad and progressive curricular offering which meets the needs of the students attending California Connections Academy Schools, the CalOPS Board recognizes that there will be inherent difficulties in assigning teachers to meet school site requirements, therefore, in such cases, alternative assignment options which allow employers to legally employ individuals outside of their subject area of the credential will be utilized. This will be referred to as the Local Assignment Option and allows California Connections Academy Schools to assign credentialed (non-emergency)



teachers to teach departmentalized classes in grades K-12, irrespective of the designations on their teaching credentials, as long as the teacher's subject matter competence is verified. The Administration will follow the CTC guidelines established by regulations when implementing the Local Assignment Option.

The CalOPS Board recognizes that in order to implement such alternative assignment options, the assigned teacher must have adequate knowledge of the subject to be taught, including the curriculum framework for that subject area, as well as the content of the course(s) to be taught. The Committee on Assignments (formed per EC §44258.7(c)(d)) shall decide on teachers being assigned to teach these courses. The teacher being assigned under the alternative assignment option must consent to the assignment.

The CalOPS Board delegates responsibility to the Administration for appropriately reporting all relevant credentials and assignments to the credential and assignment monitoring authorities during the annual statewide credential monitoring, and Administration will report periodically to the Board on any misassignments.

When assignments are made in accordance with this policy, the individual assignments do not need to be approved by the Board, however, records must be kept which document that the policies and procedures were followed and may be submitted as needed to the credential monitoring authorities. Teaching assignments based on this policy are valid for a maximum of one year and the Committee on Assignments will convene annually, or as needed, to address needed teaching assignments. Any new assignments for either first or second semester of a school year will go through the review and approval process as laid out in the board approved procedures.

## **IMPLEMENTATION PROCEDURES for the Local Assignment Option**

The Education Code governing the Local Assignment Option is Education Code Section 44258.7(c)(d). The following steps will be used to review and approve teacher assignments under the Local Assignment Option.

- 1) The grade level Principal or Department Director (hereafter referred to as the Administrator) identifies a subject matter assignment need for the upcoming school year or semester.
- 2) The Administrator determines whether any existing staff have the appropriate credential and are interested in the assignment, or whether the Local Assignment Option should be used.
- 3) The Administrator identifies a teacher interested in the possible assignment. A teacher may also request the assignment and be considered under the policy.
- 4) The Committee on Assignments shall be formed.
  - a) The membership of the committee on assignments shall include an equal number of teachers, selected by teachers, and school administrators, selected by school administrators.

- b) Membership on this committee shall consist of the grade band administrator(s) for which these teaching assignments are being made as well as teacher(s) from the department for which these assignments are being determined.
  - c) Membership on this committee shall be for a maximum of one school year and can be renewed on an annual basis with consent of current teachers and administration.
- 5) The Committee on Assignments determines if the teacher has sufficient subject matter knowledge. The teacher candidate must have adequate knowledge of the subject to be taught, including the curriculum framework for that subject area, as well as the content of the course(s) to be taught. Evidence for this determination is based on one or more of the following criteria:
- a) Successful prior teaching experience of the subject
  - b) Successful completion of intensive professional development in the subject to be taught
  - c) Review of portfolio containing evidence of demonstrated knowledge
  - d) Results of oral interviews
  - e) Practical experience
  - f) Passage of an examination that is valid for the subject and grade level
  - g) Observation over time of the teacher in the subject currently being taught
  - h) Observation of a demonstration lesson in the subject and at the grade level(s) to be taught
  - i) Successful completion of college or university course work in the subject to be taught
  - j) Successful prior work experience in the content area
  - k) The teacher fills out the “CalCA Agreement to Teach Departmentalized Subjects” form (See Attachment 2), including signing and dating the form. This may be done digitally if that format is available.
- 6) All assignments approved under these policies and procedures are documented in the annual “Assignment Options for CalCA” document.

**Attachment 1: Assignment Options for CalCA**

**Attachment 2: CalCA Agreement to Teach Departmentalized Subjects**

# California Connections Academy Schools

## Assignment Options

2022-2023 School Year

Operating under California Online Public Schools

The CalCA Committee on Assignments (CoA) has reviewed the courses offered during the 22-23 school year and determined the need to assign teachers in the specific subject areas as indicated. It has been verified that there is no available teacher on staff with the appropriate credential authorization to teach the subject area and that the EC §44258.7(c)(d) option should be used to address the need. The following teachers have been identified as teachers with knowledge of the subject matter and who wish to take the teaching assignment. Teacher consent for these assignments has been confirmed. The CoA has determined that each teacher listed demonstrates sufficient knowledge and subject-matter competence in the subject of the assignment(s) and has approved the assignments as listed with clear verification, authorizing these individuals to teach the subject(s) requested without any conditions.

<b>Course(s)</b>	<b>School Level or Department</b>	<b>Teacher Name</b>	<b>Teacher Credential</b>	<b>Principal or Director</b>
Advertising and Sales Promotion, Entrepreneurship 1, Principles of Marketing	High School	Luke Shubin	Clear Career Technical Education Teaching Credential: Finance and Business, Information and Communication Technologies, Manufacturing and Product Development	Kara Mannix
Health and PE 6, Internet Safety 6	Middle School	Suzanne Platt	Preliminary Designated Subjects Career Technical Education Teaching Credential: Business and Finance	Heather Tamayo
Animation 1, Introduction to Drawing	High School	Mike Gray	Clear Career Technical Education Teaching Credential: Arts, Media, and Entertainment	Kara Mannix
AP Computer Science A, Introduction to Java, AP Computer Science Principles	High School	Brittany West	Clear Career Technical Education Teaching Credential: Information and Communication Technologies	Kara Mannix

# State Policy Support Information for the California Connections Academy Board September 21 – October 17, 2022

## Monthly Highlight:

**2022 Legislative Update:** Governor Newsom had until September 30, 2022, to sign or veto the more than 1,000 bills passed by the Legislature during the 2022 legislative session. Pearson Policy and Partnership team listed 26 bills that may be applicable for California Connections Academy. Pearson Compliance is reviewing the new laws to determine their applicability. Except for the budget which began July 1, 2022, the new laws go into effect on January 1, 2023.

## October 14, 2022

### **California Charter Schools Association (CCSA) provided updates applicable to California Connections Academy:**

**CDE Posts Update on Data for Charter School Appeals and Renewals** Today, the California Department of Education (CDE) sent out a letter titled "[Updates on Data for Charter School Appeals and Renewals](#)," regarding Assembly Bill 1505 and updates on data used for charter school appeals and renewals. Based on our review of the letter, CCSA has questions concerning some of the information in the update. CCSA staff will be reaching out to CDE for a discussion of and questions about the implications of the updated information on charter school renewals for the 2023-24 school year. We will update CCSA members with additional background about the letter based on the information from CDE.

**10/18 - CCSA Offers Policy Convening for Non-classroom-Based Charter Schools** CCSA will be holding a convening of non-classroom-based charter school members on **October 18<sup>th</sup>** to seek your feedback on policy and legislative priorities that uniquely impact your schools. We know that non-classroom-based charters face some unique circumstances and challenges, so we specifically want to hear from you as CCSA plans for the 2023 legislative and budget cycle. **When: Oct 18, 2022, 01:00 - 2:00 PM** (Please note date/time change from previous announcement.)

**10/20 - CDE Webinar: Transitional Kindergarten Requirements** The School Fiscal Services Division (SFSD) at the California Department of Education, in partnership with the Early Education Division (EED), will host a webinar on October 20, 2022, from 1:00 to 3:00pm to provide local educational agencies (LEAs) with the most up-to-date information on the new Transitional Kindergarten (TK) requirements under the Local Control Funding Formula. During this webinar, EED and SFSD will address TK requirements, the associated fiscal penalties implemented by Assembly Bill (AB) 185 (Chapter 571, Statutes of 2022), and why meeting the requirements are in the best interests of children and families. To join, please register for the [Transitional Kindergarten Webinar](#).

## State Policy Support Information

**11/9 - CCSA Hosting Webinar on Implementing Universal Transitional Kindergarten (TK) and Guidance in Charter Schools In 2022**, SB 130 allocated \$2.7 billion to create the Universal Transitional Kindergarten (TK) program, which will be gradually phased in beginning in 2022-23. Schools should be deciding this year if they're going to offer TK in order to get planning money, so now is the time to start creating your plan (due March 2023) in order to receive the money available to you to implement it. Come to this webinar on **11/9 at 12:00 p.m.** to learn more about what is required, get your questions answered, and learn who can support you in creating your plan. And, you can view our [newly updated resource](#) here as pre-reading! [CCSA Members can register for the webinar here.](#)

September 27, 2022

### Governor vetoes full-day and mandatory kindergarten bills

California won't be making kindergarten mandatory or extending the kindergarten school day, at least not any time soon.

Gov. Gavin Newsom vetoed two bills that would have made it mandatory for parents to enroll their 5-year-olds in kindergarten, and for school districts to make kindergarten more than four hours long.

In both [veto messages](#), Newsom said the bills would cost hundreds of millions of dollars in ongoing costs that are not accounted for in the state budget.

"With our state facing lower-than-expected revenues over the first few months of this fiscal year, it is important to remain disciplined when it comes to spending, particularly spending that is ongoing," Newsom wrote. "We must prioritize existing obligations and priorities, including education, health care, public safety and safety-net programs."

[Assembly Bill 1973](#) would have required all elementary schools to offer at least one full-day kindergarten class by 2030-31. Full-day kindergarten is defined as any program lasting more than four hours, not including recess time. Currently, California [only requires](#) part-day kindergarten, which lasts between three and four hours a day, not including recess time.

[Senate Bill 70](#), introduced by Sen. Susan Rubio, D-Baldwin Park, a former teacher, would have made enrollment in kindergarten mandatory for all 5-year-olds beginning in the 2024-25 school year. Currently, California, [like most other states](#), does not require children to attend school until first grade, after they turn 6.

"Any teacher who has been in the classroom as long as I have can describe to you in detail the long-term, devastating effects to a child who misses kindergarten," Rubio said in a statement. "I plan to reintroduce my mandatory kindergarten bill and fight for the funding next year. Our children are too important. We can either pay the education costs now or the far greater societal costs later."

Before the pandemic, the vast majority of 5-year-olds enrolled in kindergarten, even though it is not mandatory. According to the California Kindergarten Association, only about 5% to 7% of students do not enroll in kindergarten.

## State Policy Support Information

However, kindergarten enrollment dropped by 13.2% from 2019-20 to 2020-21, during distance learning, according to the California Department of Education. Many parents [chose not to enroll](#) their children in kindergarten because remote learning is not suited for young children.

The California School Boards Association did not support either bill and actively opposed the full-day kindergarten bill, AB 1973, because of concerns that if forced to offer full-day kindergarten, many districts that currently offer both morning and afternoon kindergarten would not be able to serve as many children.

“This bill would have had a disproportionate impact on small and rural school districts that have a more difficult time in finding staff to teach these classes and making the facilities changes that would be necessary to accommodate them,” said spokesman Troy Flint.

More than 80% of school districts already offer full-day kindergarten. Those that do not are mostly in higher-income areas and cite [lack of classroom space and staff shortages](#) as obstacles to offering full-day programs.

Similar bills have been vetoed before. In 2019, Newsom vetoed a bill to make full-day kindergarten available in every district. In Gov. Jerry Brown vetoed a [mandatory kindergarten bill](#), saying parents should choose whether kindergarten is best for their children.