

# Urban Montessori Finance Committee Update

JOSH KEMP

OCTOBER 21, 2022



- 1. 2022-23 Financial Update**
  - A. Current Forecast
  - B. Enrollment Tracker
  - C. Timing of State Funding
  - D. SB 185
  
- 2. Exhibits**
  - A. Current 2022-23 Forecast
  - B. Yearly Enrollment Comparison
  - C. 2022-23 Cash Flow

# 2022-23 Forecast Update

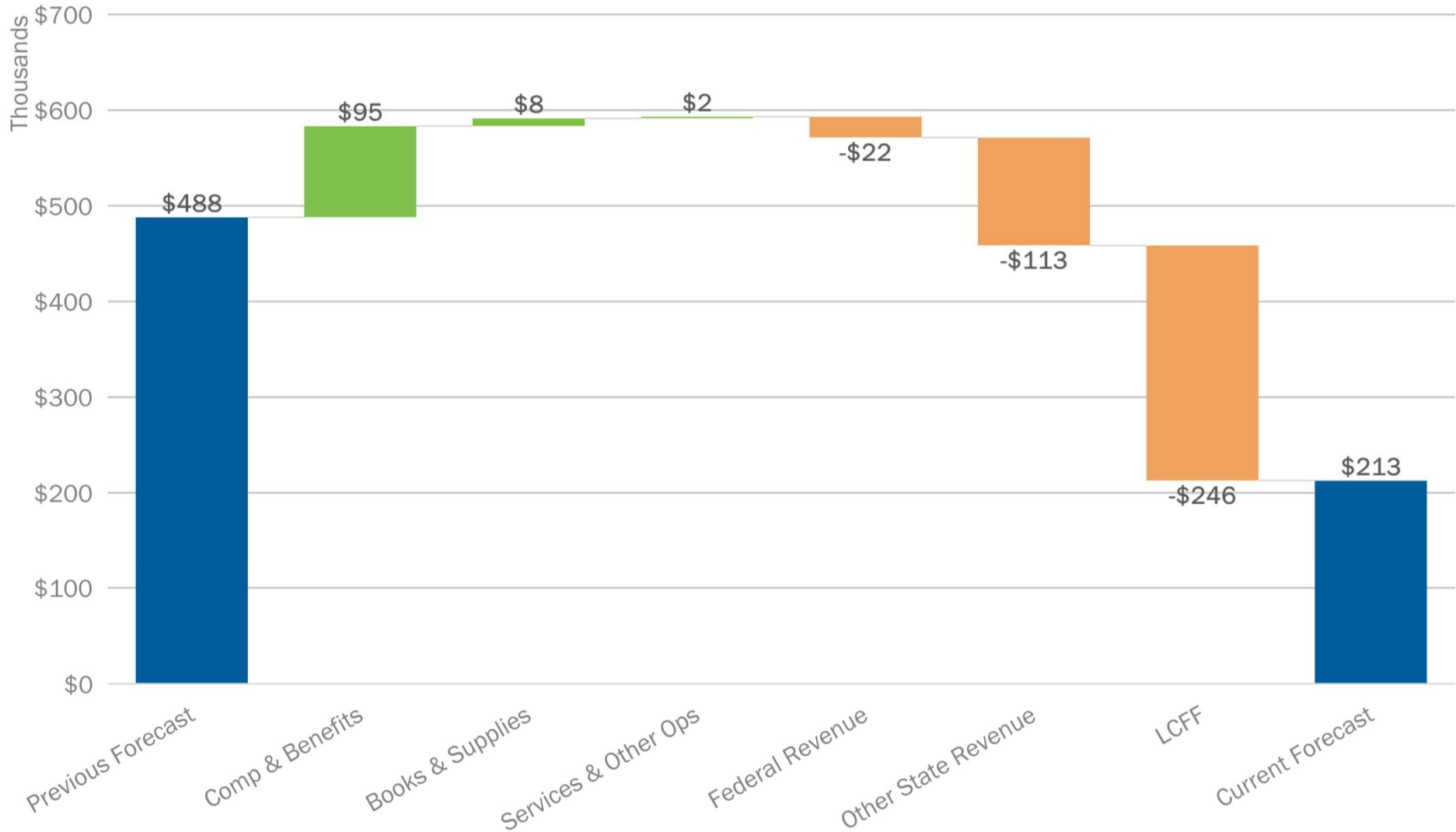
Actuals through 9/30/2022



# 2022-23 Forecast Update

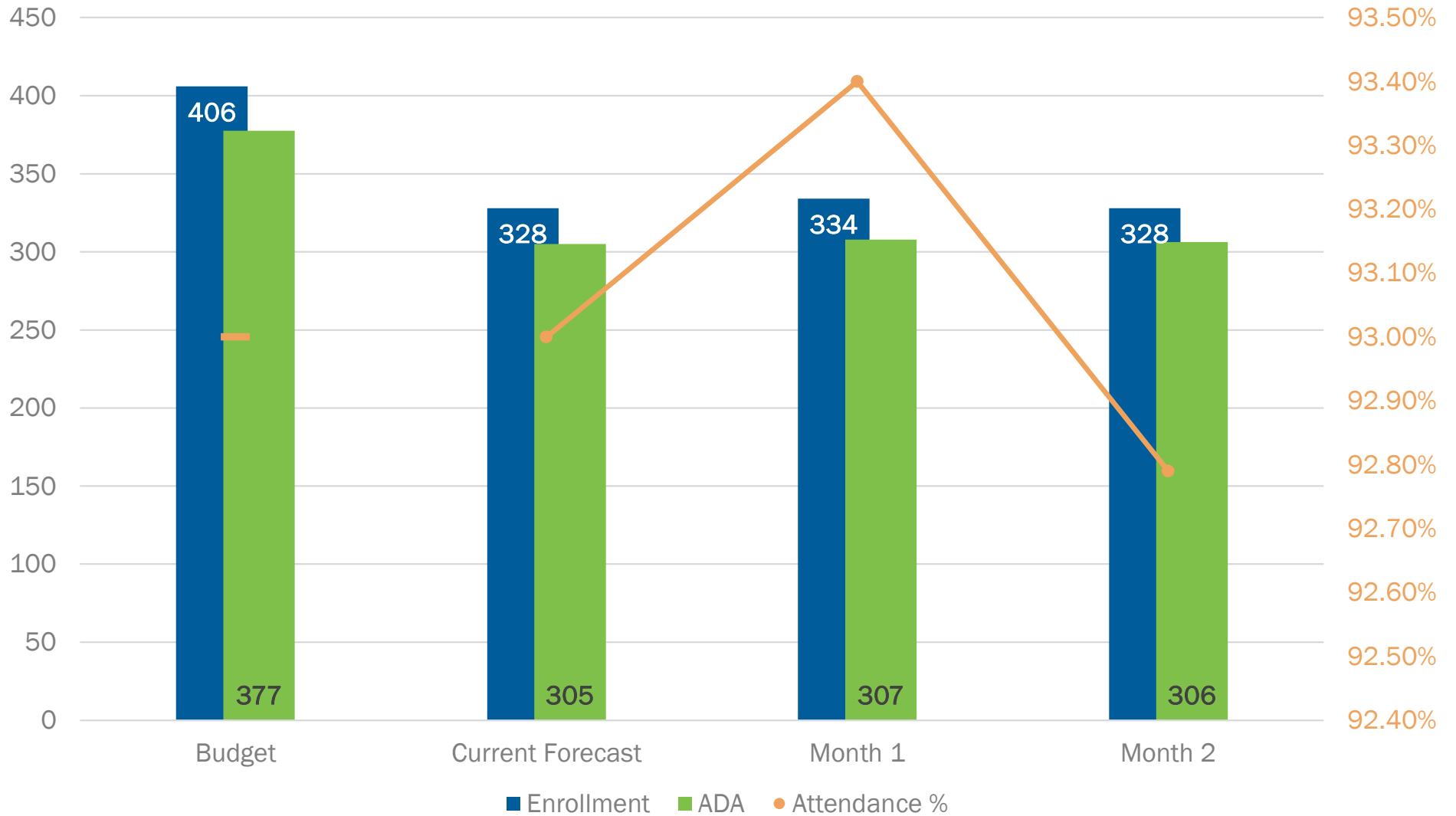


## Enrollment decline drives projected revenue loss



# Enrollment & Attendance

## Enrollment is lower than budget; attendance looks steady



# Budget Comparison

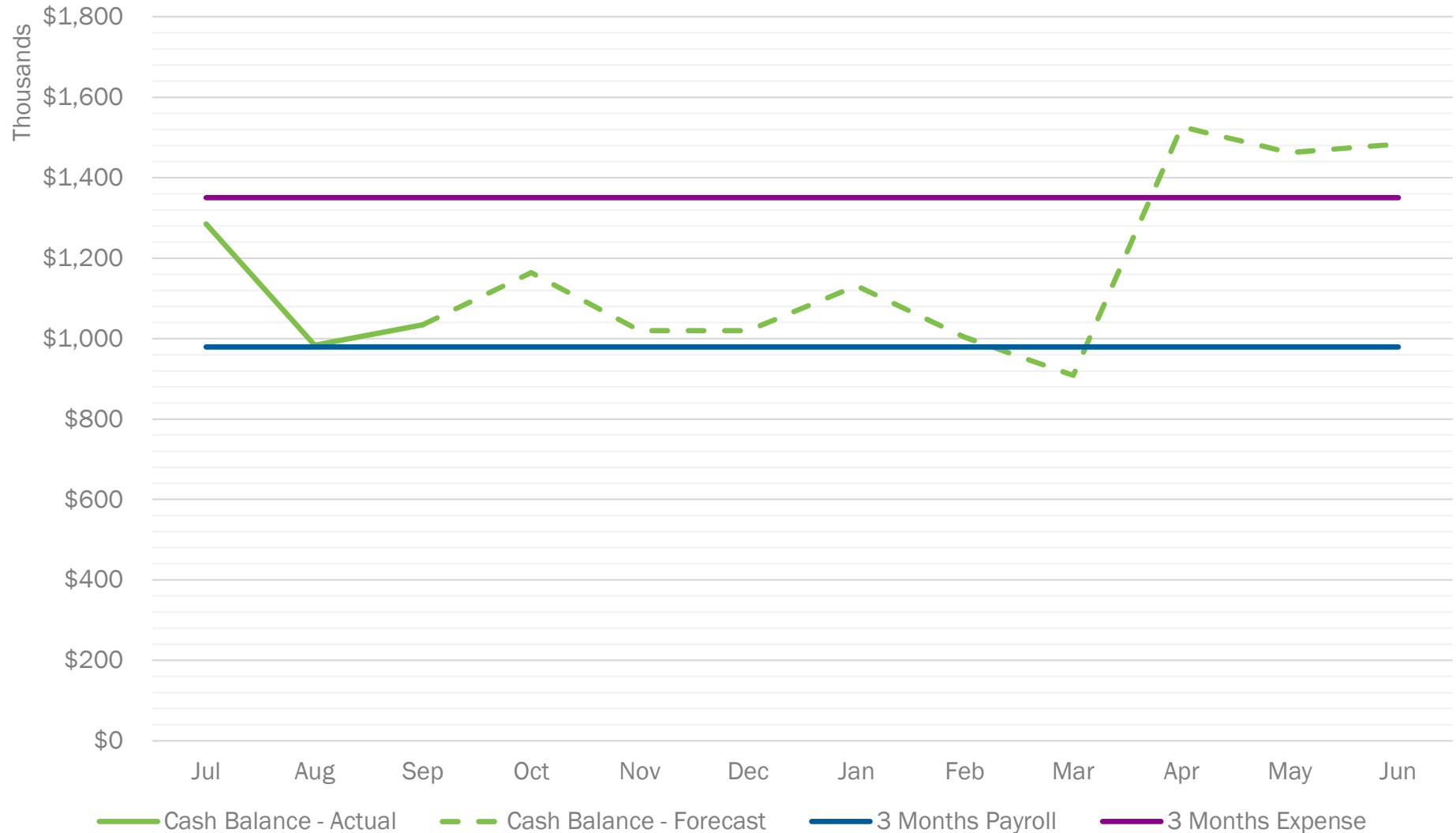


		2022-23	2022-23	Variance
		Previous Forecast	Current Forecast	
Revenue	LCFF Entitlement	3,521,359	3,275,631	(245,728)
	Federal Revenue	491,671	469,920	(21,751)
	Other State Revenues	1,732,813	1,619,954	(112,859)
	Local Revenues	59,584	59,584	-
	Fundraising and Grants	190,000	190,000	-
	<b>Total Revenue</b>	<b>5,995,427</b>	<b>5,615,089</b>	<b>(380,338)</b>
Expenses	Compensation and Benefits	4,010,646	3,915,378	95,268
	Books and Supplies	401,900	393,776	8,124
	Services and Other Operating	1,085,835	1,084,164	1,671
	Depreciation	8,986	8,986	-
	Other Outflows	-	-	-
	<b>Total Expenses</b>	<b>5,507,366</b>	<b>5,402,304</b>	<b>105,062</b>
	<b>Operating Income</b>	<b>488,061</b>	<b>212,785</b>	<b>(275,276)</b>
	Beginning Balance (Unaudited)	1,468,305	1,468,305	-
	Operating Income	488,061	212,785	(275,276)
	<b>Ending Fund Balance (incl. Depreciation)</b>	<b>1,956,366</b>	<b>1,681,090</b>	<b>(275,276)</b>
	<b>Ending Fund Balance as % of Expenses</b>	<b>35.5%</b>	<b>31.1%</b>	<b>-4.4%</b>

# 2022-23 Monthly Cash Flow Projection



Strong cash flow ending year with over 3 months expense



# Timing of Key Funds

## Still waiting on exact timing of Enrollment Decline Protection money

	Jul	Aug	Sep	Oct	Nov	Dec	Jan	Feb	Mar	Apr	May	Jun
Expanded Learning Opportunities Prog.	5%	5%	9%	9%	9%	9%	9%	9%	9%	9%	9%	9%
Attendance Rate Protection								20%	20%	20%	20%	20%
Enrollment Decline Protection								100%				
Arts, Music, & Instr. Materials						50%					50%	
Learning Recovery Emergency					50%					50%		

Arrival of cash may lag behind state's release by a month



## Improved LCFF funding; increased flexibility for ELOP

### LCFF Increase

- LCFF Funding increased from 12.84% to 13.26%

### ELOP

- 30 additional intersession days changed to 30 additional nonschooldays
- Any day taught at the school over the 175-day minimum can count as a nonschoolday