



Redesign Schools Louisiana

RSL Regular Board Meeting

Date and Time

Saturday January 22, 2022 at 10:00 AM CST

Location

Via Zoom Link

<https://us06web.zoom.us/j/84043197755?pwd=cnpHYUZWbFFnWmovK2RkekFNSWV6QT09>

Agenda

	Purpose	Presenter	Time
I. Opening Items			10:00 AM
Opening Items			
A. Call the Meeting to Order		Genevieve Pope	
B. Record Attendance and Guests		Genevieve Pope	
C. Motion to approve the minutes from the December 18, 2021 board meetings	Approve Minutes	Genevieve Pope	
II. Items scheduled for receipt/information			10:00 AM
A. Principal's Report	FYI	Christina Faulk, Andrea Johnson, and Latonya Palmer	10 m
B. Superintendent's Academic Data Presentation	FYI	Dr. Angela Beck	10 m
C. Finance Committee Meeting Update	FYI	Ashley McGaha	5 m
III. Items scheduled for action			10:25 AM

	Purpose	Presenter	Time
A. Motion to Approve the Unaudited Financials through December 31, 2021	Vote	Denise Deno	10 m

IV. Notice

10:35 AM

A. Accommodations FYI
REASONABLE ACCOMMODATION WILL BE PROVIDED FOR ANY INDIVIDUAL WITH A DISABILITY
 Pursuant to the Rehabilitation Act of 1973 and the Americans with Disabilities Act of 1990, any individual with a disability who requires reasonable accommodation to attend or participate in this meeting of the Governing Board may request assistance by contacting:

Redesign Schools Louisiana
 5959 Cadillac Street
 Baton Rouge, LA 70811
 Phone: 225-910-3891

FOR MORE INFORMATION
 For more information concerning this agenda, please contact Redesign Schools Louisiana using the information above.

V. Closing Items

A. Next Finance Committee Meeting: Sat., March 18, 2022 9:00am - 10:00am via Zoom	FYI	Genevieve Pope
B. Next Regular Board Meeting: Date and Location: Sat., March 18, 2022 at 10:00am - 11:00am via Zoom	FYI	Genevieve Pope
C. Adjourn Meeting	Vote	Genevieve Pope

Coversheet

Motion to approve the minutes from the December 18, 2021 board meetings

Section:	I. Opening Items
Item: board meetings	C. Motion to approve the minutes from the December 18, 2021
Purpose:	Approve Minutes
Submitted by:	
Related Material:	2021_12_18_board_meeting_minutes.pdf

DRAFT



Redesign Schools Louisiana

Minutes

RSL Regular Board Meeting

Date and Time

Saturday December 18, 2021 at 10:00 AM

Location

Via Zoom: <https://us06web.zoom.us/j/87823445998?pwd=aWFBWDI4Y2wxUXZhNit4RUhPaW0xQT09>

Directors Present

A. McGaha (remote), G. Pope (remote), J. Chatelain (remote), J. Miller (remote), M. Mullen (remote), P. Baldwin (remote)

Directors Absent

N. Gillam, R. Orso

Guests Present

A. Beck (remote), A. Eason (remote), Andrea Johnson (remote), Christina Faulk (remote), Denise Deno- EdOps (remote), Latonya Palmer (remote), Paul Andoh- Bruno & Tervalon (remote)

I. Opening Items

A. Call the Meeting to Order

G. Pope called a meeting of the board of directors of Redesign Schools Louisiana to order on Saturday Dec 18, 2021 at 10:07 AM.

B. Record Attendance and Guests

C. Motion to approve the minutes from the August 21, 2021 and October 16, 2021 board meetings

M. Mullen made a motion to approve the minutes from RSL Regular Board Meeting on 08-21-21.

A. McGaha seconded the motion.
All boards members who were present were in favor
The board **VOTED** to approve the motion.
M. Mullen made a motion to approve the minutes from RSL Regular Board Meeting on 10-16-21.
A. McGaha seconded the motion.
All board members who were present were in favor.
The board **VOTED** to approve the motion.

II. Items scheduled for receipt/information

A. Principal's Report

Andrea Johnson gave the Principal report for Lanier.
Christina Faulk gave the Principal report for Dalton.
LaTonya Palmer gave the Principal report for Glen Oaks.

B. Superintendent's Academic Data Presentation

Dr. Beck presented the Academic Data.

C. Finance Committee Meeting Update

Ashley McGaha updated the board on the finance committee meeting that took place at 9:00 am on December 18, 2021

D. Resignation of Board Member, Norah Gillam

Dr. Beck informed the Board that Norah Gillam resigned from the RSL Board.

E. Annual RSL Audit Presentation July 1, 2020 - June 30, 2021

Paul Andoh with Bruno & Tervalon presented the annual audit- July 1, 2020-June 30, 2021

III. Items scheduled for action

A. Motion to Approve the Louisiana Audit Compliance Questionnaire

A. McGaha made a motion to Approve the Louisiana Audit Compliance Questionnaire.
M. Mullen seconded the motion.
The board **VOTED** to approve the motion.

B. Receipt of the Annual RSL Audit July 1, 2020 - June 30, 2021

J. Chatelain made a motion to to receive the receipt of the Annual RSL Audit July 1, 2020- June 30, 2021.
A. McGaha seconded the motion.
The board **VOTED** to approve the motion.

C. Motion to Approve the Unaudited Financials through October 31, 2021

A. McGaha made a motion to approve the unaudited financial through October 31, 2021.
P. Baldwin seconded the motion.
The board **VOTED** to approve the motion.

D.

Motion to Approve the RSL Fiscal Policies and Procedures

M. Mullen made a motion to approve the RSL Fiscal Policies and Procedures.
A. McGaha seconded the motion.
The board **VOTED** to approve the motion.

E. Motion to Approve the RSL Cash Management Policy

J. Chatelain made a motion to approve the RSL cash Management Policy.
P. Baldwin seconded the motion.
The board **VOTED** to approve the motion.

IV. Closing Items

A. Next Finance Committee Meeting: Sat., Jan. 22, 2022 9:00am - 10:00am via Zoom

B. Next Regular Board Meeting: Date and Location: Sat., Jan. 22, 2022 at 10:00am - 11:00am via Zoom

C. Adjourn Meeting

There being no further business to be transacted, and upon motion duly made, seconded and approved, the meeting was adjourned at 11:13 AM.

Respectfully Submitted,
G. Pope

Coversheet

Superintendent's Academic Data Presentation

Section: II. Items scheduled for receipt/information
Item: B. Superintendent's Academic Data Presentation
Purpose: FYI
Submitted by:
Related Material:
RSL January 2022 Data Presentation - Board Meeting Jan 22 2022.pptx

RSL September Board Report

January 2021

Enrollment

Dalton Elementary School	216
Glen Oaks Middle School	180
Lanier Elementary School	253

Dalton Attendance

October through January

School Attendance

Are we hitting our attendance goal? Our goal: 95% daily attendance

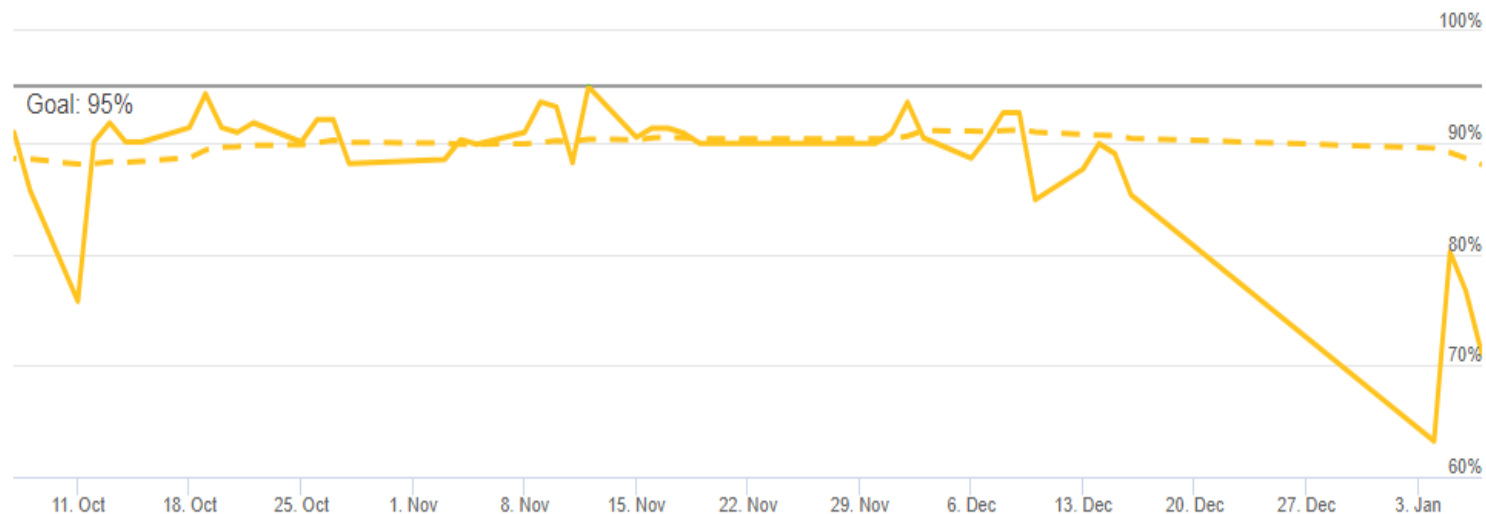
71.0% on Friday, January 7th
daily attendance

87.9% year to date
average daily attendance

What is our daily attendance?

1w 1m **3m** 6m YTD

From Oct 6, 2021 To Jan 7, 2022



Lanier Attendance

October through January

School Attendance

Are we hitting our attendance goal? Our goal: 95% daily attendance

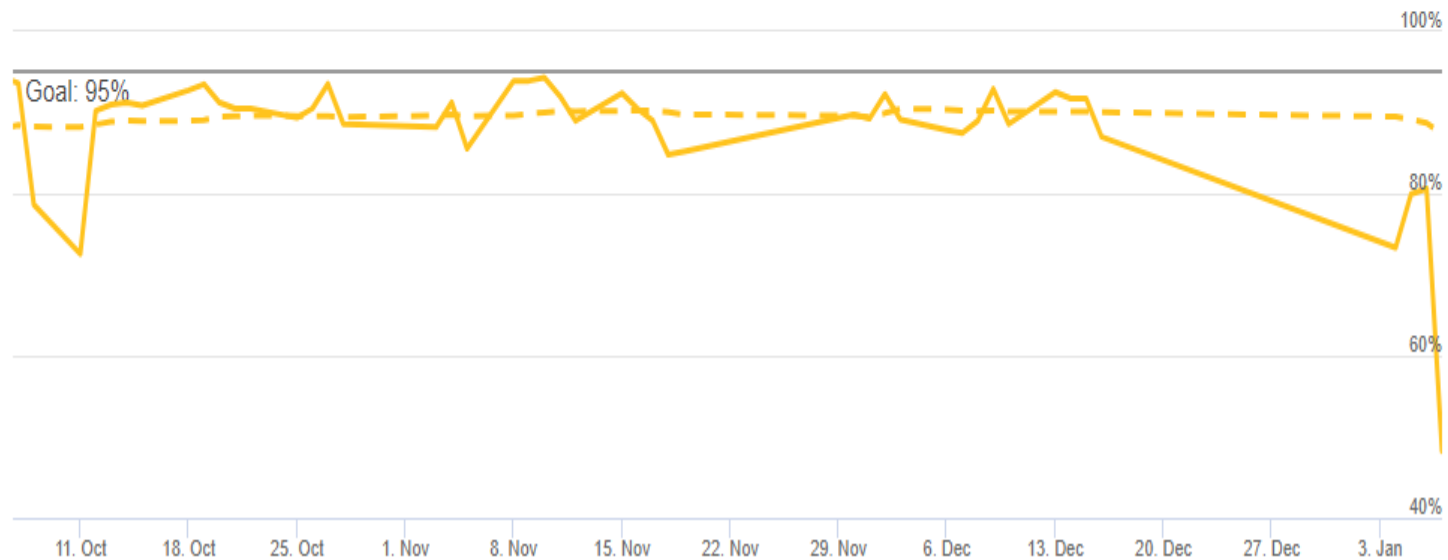
48.2% on Friday, January 7th
daily attendance

87.7% year to date
average daily attendance

What is our daily attendance?

1w 1m 3m 6m YTD

From Oct 6, 2021 To Jan 7, 2022



Glen Oaks Attendance

October through January

School Attendance

Are we hitting our attendance goal? Our goal: 95% daily attendance

99.4% on Thursday, January 13th

daily attendance

81.1% year to date

average daily attendance

What is our daily attendance?

1w 1m **3m** 6m YTD

From Oct 6, 2021 To Jan 7, 2022



Study Island

District Blue Ribbon Report (All Content)

Grade: All Grades

Report Period: 08/01/2021 - 01/14/2022

Material.

Study Island Blue Ribbon Report

School	Grade	Math	Reading	Scienc	Social	Art	Computers	Health	All
Dalton Elementary a Redesign School	Total	995	857	400	298	0	0	0	2,550
Dalton Elementary a Redesign School	K	0	2	0	0	0	0	0	2
Dalton Elementary a Redesign School	1	93	172	0	0	0	0	0	265
Dalton Elementary a Redesign School	2	227	147	0	1	0	0	0	375
Dalton Elementary a Redesign School	3	228	179	90	162	0	0	0	659
Dalton Elementary a Redesign School	4	128	74	59	54	0	0	0	315
Dalton Elementary a Redesign School	5	319	283	251	81	0	0	0	934
GLEN OAKS MIDDLE A REDESIGN SCHOOL	Total	375	370	274	400	0	0	0	1,419
GLEN OAKS MIDDLE A REDESIGN SCHOOL	6	158	87	82	77	0	0	0	404
GLEN OAKS MIDDLE A REDESIGN SCHOOL	7	138	195	119	232	0	0	0	684
GLEN OAKS MIDDLE A REDESIGN SCHOOL	8	79	88	73	91	0	0	0	331
Lanier Elementary a Redesign School	Total	1,166	1,108	332	481	0	0	0	3,087
Lanier Elementary a Redesign School	K	2	3	2	1	0	0	0	8
Lanier Elementary a Redesign School	1	0	9	0	0	0	0	0	9
Lanier Elementary a Redesign School	2	205	175	0	1	0	0	0	381
Lanier Elementary a Redesign School	3	87	390	0	248	0	0	0	725
Lanier Elementary a Redesign School	4	461	106	112	12	0	0	0	691
Lanier Elementary a Redesign School	5	411	425	218	219	0	0	0	1,273

Study Island**District Summary Report: All Activity by Subject**

District: REDESIGN SCHOOLS LOUISIANA

Report Period: 11/15/2021 - 01/14/2022

Subject	Sessions	Time Spent	Correct	Total	% Correct
Math	2,114	276:32:49	11,391	19,950	57%
Reading	3,613	509:37:48	18,023	36,108	49.9%
Science	1,613	173:06:47	8,776	16,384	53.5%
Social	1,107	130:24:14	6,199	11,852	52.3%
Total:	8,447	1089:41:38	44,389	84,294	52.6%

Dalton Zearn Data

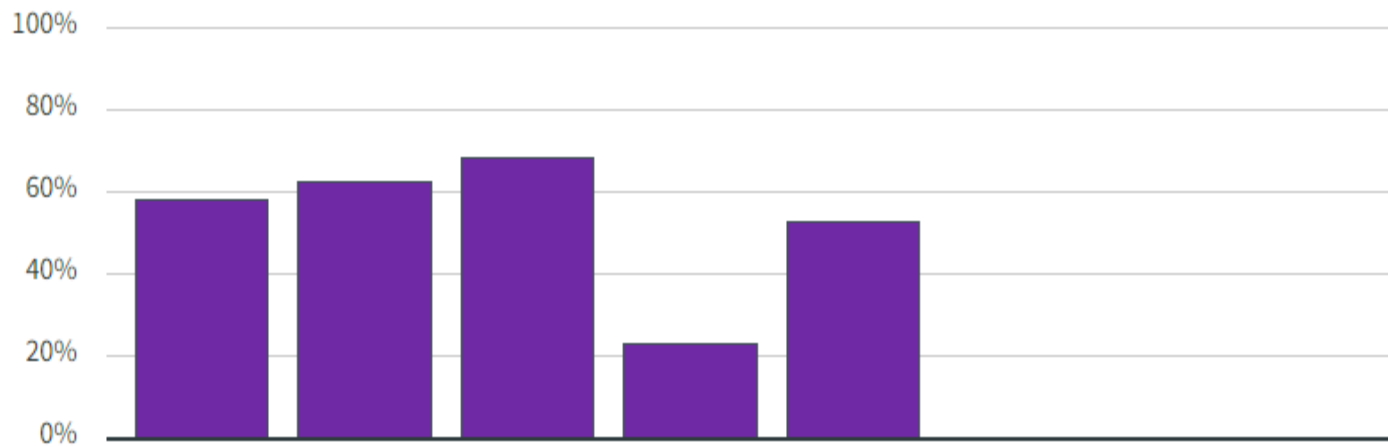
% OF STUDENTS COMPLETING 4+ LESSONS PER WEEK

View

1 WEEK

4 WEEKS

JAN 3, 2022 – JAN 9, 2022 (LAST COMPLETE WEEK)



Grade	1	2	3	4	5	6	7	8
Avg Lessons Per Week	3.5	4.0	4.1	2.3	3.2	—	—	—

Dalton Zearn Data

				← JAN 3, 2022 - JAN 9, 2022 (LAST COMPLETE WEEK) →					
CLASS	GRADE	NUMBER OF STUDENTS	LAST TEACHER SIGN-IN	% ACTIVE STUDENTS	% STUDENTS MET GOAL	AVG ON-GRADE LESSONS/WK	AVG LESSONS PER WEEK	AVG MINUTES PER WEEK	AVG TOWER ALERTS PER LESSON
des3mathKP	3	39	Jan 14, 2022	84%	68%	3.7	4.1	140	0.7
des4mathTF	4	30	Jan 14, 2022	90%	23%	1.8	2.3	81	0.8
des5mathBC	5	32	Jan 14, 2022	88%	53%	2.6	3.2	187	1.9
Ms. Black	1	17	Jan 14, 2022	94%	71%	3.8	3.8	167	0.7
Ms. Johnson	2	12	Jan 7, 2022	75%	67%	4.6	4.6	187	0.5
Ms. Smith 1st Grade	1	19	Jan 14, 2022	79%	47%	3.3	3.3	117	0.8
Ms.Carr's Second Gr...	2	12	Jan 14, 2022	100%	58%	3.7	3.7	195	1.1

Lanier Zearn Data

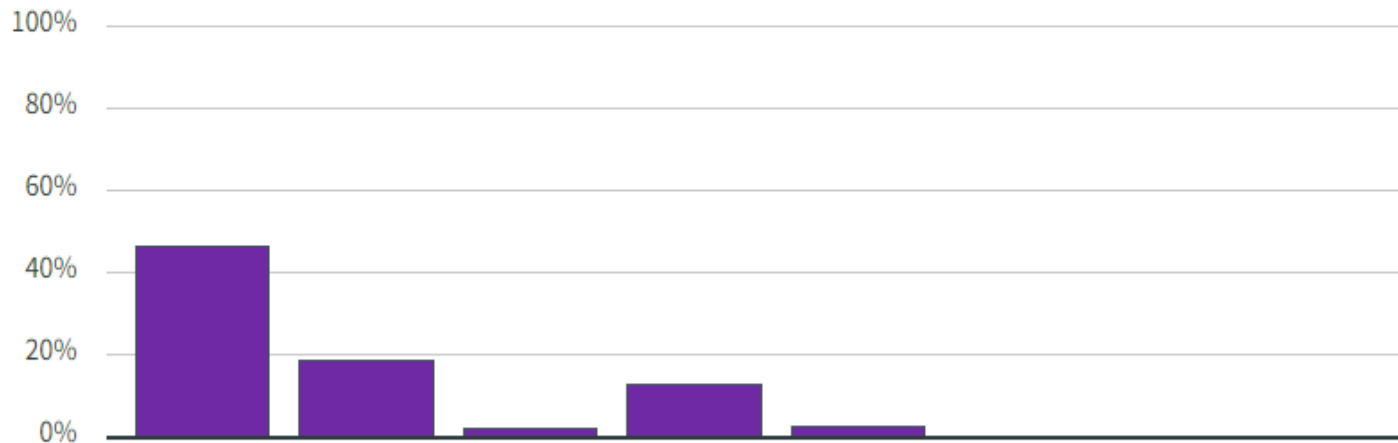
% OF STUDENTS COMPLETING 4+ LESSONS PER WEEK

View

1 WEEK

4 WEEKS

JAN 3, 2022 – JAN 9, 2022 (LAST COMPLETE WEEK)



Grade	1	2	3	4	5	6	7	8
Avg Lessons Per Week	6.8	2.4	0.6	1.9	1.3	—	—	—

CLASS ^	GRADE	NUMBER OF STUDENTS	LAST TEACHER SIGN-IN	% ACTIVE STUDENTS	% STUDENTS MET GOAL	AVG ON-GRADE LESSONS/WK	AVG LESSONS PER WEEK	AVG MINUTES PER WEEK	AVG TOWER ALERTS PER LESSON
Katherine Johnson ...	5	23	Jan 10, 2022	70%	0%	1.3	1.3	98	3.0
les1mathAG	5	7	Dec 6, 2021	43%	29%	0.0	3.7	160	0.6
les1mathKL	1	15	Dec 6, 2021	80%	67%	10.3	10.3	335	0.8
les2mathAS	2	31	Jan 13, 2022	58%	23%	2.6	3.1	147	0.5
les2mathMW	5	4	Dec 6, 2021	0%	0%	-	-	-	0
les3mathMT	3	40	Jan 14, 2022	65%	3%	0.6	0.6	41	0.7
les4mathTA	4	46	Jan 14, 2022	91%	13%	1.9	1.9	124	2.8
les5mathQG	5	13	Jan 10, 2022	0%	0%	-	-	-	0
Mary Jackson Mathe...	5	23	Jan 10, 2022	83%	0%	0.9	0.9	85	2.3
Mr. G	1	15	Sep 28, 2021	73%	27%	3.0	3.0	159	0.9
Ms. Walker	2	18	Jan 13, 2022	88%	12%	1.6	1.6	107	0.2

Lanier Zearn Data

GOMS Zearn Data

% OF STUDENTS COMPLETING 4+ LESSONS PER WEEK

View

1 WEEK

4 WEEKS

JAN 3, 2022 – JAN 9, 2022 (LAST COMPLETE WEEK)



Grade	1	2	3	4	5	6	7	8
Avg Lessons Per Week	—	—	—	—	0.0	1.0	0.8	—

GOMS Zearn Data

										← JAN 3, 2022 - JAN 9, 2022 (LAST COMPLETE WEEK) →	
CLASS	GRADE	NUMBER OF STUDENTS	LAST TEACHER SIGN-IN	% ACTIVE STUDENTS	% STUDENTS MET GOAL	AVG ON-GRADE LESSONS/WK	AVG LESSONS PER WEEK	AVG MINUTES PER WEEK	AVG TOWER ALERTS PER LESSON		
goms7mathKR	7	51	Jan 13, 2022	37%	0%	0.3	0.3	34	0.4		
goms8mathBR	5	6	Jan 11, 2022	0%	0%	-	-	-	0		
McKinley 6th Block 2	6	15	Jan 13, 2022	40%	0%	0.7	0.7	46	0		
Morrison HR	6	45	Jan 14, 2022	36%	2%	1.1	1.1	41	1.2		
Ramage HR	7	65	Jan 14, 2022	43%	3%	1.2	1.2	80	1.1		

January
1-3
through 1
-9

Week of 01/03/2022 to 01/09/2022	361	27,067	11,701
This School Year	753	530,329	250,618

STI Math

Grade	Total # of Students	Average # of Minutes Played per Student During 01/03/2022 to 01/09/2022	Average # of Puzzles Completed per Student During 01/03/2022 to 01/09/2022	# of Students With Unresolved 'High-Tries' Alerts as of 01/09/2022	Average % Completion as of 01/09/2022
PK	12	0	0	0	0
K	82	25	19	4	10
1st	73	49	18	11	15
2nd	68	34	17	6	12
3rd	74	77	33	16	21
4th	76	67	21	15	15
5th	78	38	21	31	21
6th	39	38	10	9	11
7th	93	4	1	12	9
8th	67	56	22	4	10

School	Total # of Students	Average # of Minutes Played per Student During 01/03/2022 to 01/09/2022	Average # of Puzzles Completed per Student During 01/03/2022 to 01/09/2022	# of Students With Unresolved 'High-Tries' Alerts as of 01/09/2022	Average % Completion as of 01/09/2022
GLEN OAKS MIDDLE SCHOOL	199	21	7	25	7
REDESIGN DALTON CHARTER	206	55	24	49	17
REDESIGN LANIER CHARTER	257	35	16	37	13

ST Math Objectives Count by Class

Grade	Class	Students	This Year Objectives
3rd Grade	Karleacia Pooler	40	219
4th Grade	Tamara Alexander	24	129
5th Grade	Brenda Cain	32	124
3rd Grade	M Tolliver	35	97
1st Grade	Kiara Lavigne	29	83
1st Grade	Ikita Black	17	76
5th Grade	Quinada Guy	23	76
4th Grade	Thomas Ferguson	30	73
5th Grade	Quinada Guy	23	73
7th Grade	thadesthiano mouswaswa	41	70
2nd Grade	Audreana Singleton	20	65
6th Grade	Lori Morrison	39	63
1st Grade	Tyewon Pigott	20	60
1st Grade	Ashley Smith	20	60
Kindergarten	Dynisha Miller	20	60
2nd Grade	Sidnie Carr	11	56
2nd Grade	Alexis Johnson	13	54
7th Grade	Briana Ramage	52	53
Kindergarten	LaTannica Friar	24	52
2nd Grade	majestic walker	19	49
4th Grade	Tamara Alexander	22	48
8th Grade	Hannah McKinley	33	35
Kindergarten	tamera rushing	16	31
8th Grade	Donna Colbert	33	30
Kindergarten	Katoya James	22	26
1st Grade	Trenecia Brooks	7	0
Pre-Kindergarten	Trenecia Brooks	1	0
Pre-Kindergarten	CHIQUITA CHRISTOFF	11	0

Coversheet

Motion to Approve the Unaudited Financials through December 31, 2021

Section:	III. Items scheduled for action
Item: December 31, 2021	A. Motion to Approve the Unaudited Financials through
Purpose:	Vote
Submitted by:	
Related Material:	RSL - Supplemental Report - December 2021.xlsx RSL - Monthly Presentation - December 2021.pptx

Notice

The following file is attached to this PDF. You will need to open this packet in an application that supports attachments to pdf files, e.g. [Adobe Reader](#):

RSL - Supplemental Report - December 2021.xlsx



December 2021 Financials

PREPARED JANUARY 2022
BY



- **Executive Summary**
- **Cash Forecast**
- **Income Statement Consolidated**
- **Balance Sheet**
- **Appendix**

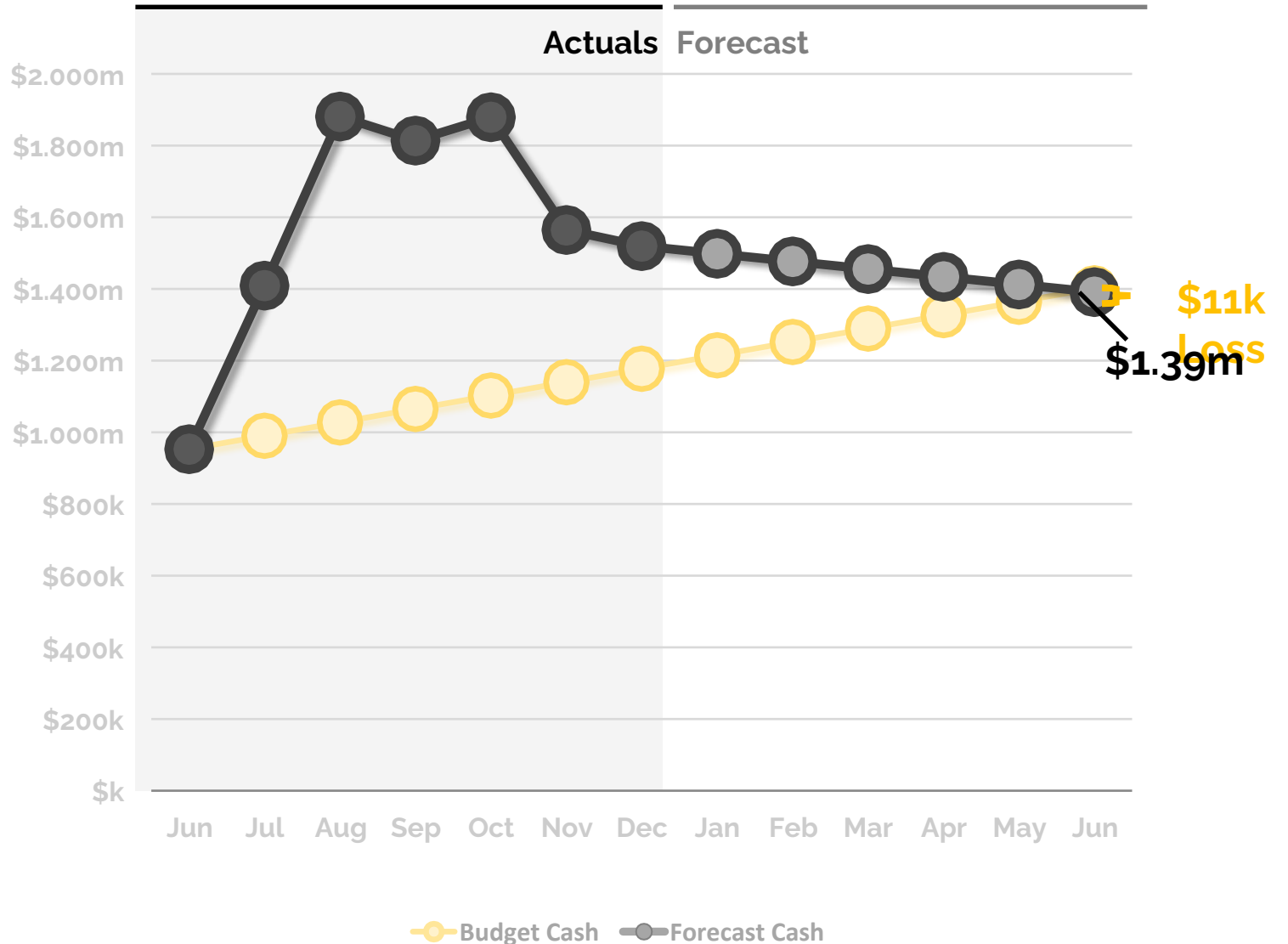
Executive Summary

- **Glen Oaks's income is over budget due to extra MFP received based on the February 2021 student count. The adjustment to MFP for the current year's student count will adjust income back down to the budgeted amount.**
- **Lainer's net income would be positive if the Federal Grant reimbursements were up to date.**
- **Dalton's net income would be positive if the Federal Grant Reimbursements were up to date.**

Cash Forecast

42 Days of Cash at year's end

We forecast the school's year ending cash balance as **\$1.39m**, **\$11k** below budget.



	Year-To-Date			Annual Forecast			
	<i>Actual</i>	<i>Budget</i>	<i>Variance</i>	<i>Forecast</i>	<i>Budget</i>	<i>Variance</i>	<i>Remaining</i>
Revenue							
State and Local Revenue	4,056,755	3,798,750	258,005	7,253,075	7,597,500	(344,425)	3,196,320
Federal Revenue	869,904	2,454,789	(1,584,885)	5,244,860	4,909,578	335,283	4,374,957
Private Grants and Donations	-	-	-	-	-	-	-
Earned Fees	-	47,550	(47,550)	95,100	95,100	-	95,100
Total Revenue	4,926,659	6,301,089	(1,374,430)	12,593,035	12,602,177	(9,142)	7,666,377
Expenses							
Salaries	2,593,112	3,025,457	432,345	6,050,914	6,050,914	0	3,457,802
Benefits and Taxes	443,803	707,038	263,235	1,415,589	1,414,076	(1,513)	971,786
Staff-Related Costs	207,403	89,251	(118,152)	178,502	178,502	(0)	(28,901)
Rent	-	-	-	-	-	-	-
Occupancy Service	214,534	394,633	180,100	789,267	789,267	(0)	574,733
Direct Student Expense	892,923	1,285,792	392,869	2,571,584	2,571,584	(0)	1,678,661
Office & Business Expense	627,690	574,522	(53,168)	1,149,045	1,149,045	(0)	521,355
Total Ordinary Expenses	4,979,465	6,076,694	1,097,229	12,154,901	12,153,388	(1,513)	7,175,436
Net Operating Income	(52,806)	224,395	(2,471,659)	438,134	448,789	(7,629)	490,941
Extraordinary Expenses							
Capital Outlay	-	-	-	-	-	-	-
Total Extraordinary Expenses	-	-	-	-	-	-	-
Total Expenses	4,979,465	6,076,694	1,097,229	12,154,901	12,153,388	(1,513)	7,175,436
Net Income	(52,806)	224,395	(277,201)	438,134	448,789	(10,655)	490,941
Cash Flow Adjustments	619,428	-	619,428	(0)	-	(0)	(619,428)
Change in Cash	566,622	224,395	(277,201)	438,134	448,789	(10,655)	(128,487)

Current**12/31/2021****Assets****Current Assets**

Cash	1,519,699
Accounts Receivable	575,638
Total Current Assets	2,095,336
Total Assets	2,095,336

Liabilities and Equity**Liabilities****Current Liabilities**

Other Current Liabilities	255,380
Accounts Payable	146,133
Total Current Liabilities	401,513
Total Long-Term Liabilities	0
Total Liabilities	401,513

Equity

Unrestricted Net Assets	1,746,629
Net Income	-52,806
Total Equity	1,693,823



QUESTIONS?

Please contact your EdOps Finance Specialist:

Denise Deno

denise@ed-ops.com

504-338-7990

© EdOps 2017-2020