



Redesign Schools Louisiana

RSL Regular Board Meeting

Date and Time

Saturday March 26, 2022 at 10:00 AM CDT

Location

Dalton Elementary - 3605 Ontario Street, Baton Rouge, LA 70805

Agenda

	Purpose	Presenter	Time
I. Opening Items			10:00 AM
Opening Items			
A. Call the Meeting to Order		Genevieve Pope	
B. Record Attendance and Guests		Genevieve Pope	
C. Motion to approve the minutes from the January 22, 2022 board meetings	Approve Minutes	Genevieve Pope	
II. Items scheduled for receipt/information			10:00 AM
A. Principal's Report	FYI	Richelle McCollum, Nicole Jones, and Latonya Palmer	10 m
B. Superintendent's Academic Data Presentation	FYI	Dr. Angela Beck	10 m
C. Finance Committee Meeting Update	FYI	Ashley McGaha	5 m
III. Items scheduled for action			10:25 AM

	Purpose	Presenter	Time
A. Motion to Approve the Unaudited Financials through February 28, 2022	Vote	Denise Deno	10 m
B. Motion to Approve the 2022-2023 Year-Round Academic Calendar	Vote	Dr. Angela Beck	5 m

IV. Notice

10:40 AM

A. Accommodations

FYI

REASONABLE ACCOMMODATION WILL BE PROVIDED FOR ANY INDIVIDUAL WITH A DISABILITY

Pursuant to the Rehabilitation Act of 1973 and the Americans with Disabilities Act of 1990, any individual with a disability who requires reasonable accommodation to attend or participate in this meeting of the Governing Board may request assistance by contacting:

Redesign Schools Louisiana
5959 Cadillac Street
Baton Rouge, LA 70811
Phone: 225-910-3891

FOR MORE INFORMATION

For more information concerning this agenda, please contact Redesign Schools Louisiana using the information above.

V. Closing Items

A. Next Finance Committee Meeting: Sat., May 21, 2022 9:00am - 10:00am at Dalton Elementary	FYI	Genevieve Pope
B. Next Regular Board Meeting: Date and Location: Sat., May 21, 2022 at 10:00am - 11:00am at Dalton Elementary	FYI	Genevieve Pope
C. Adjourn Meeting	Vote	Genevieve Pope

Cover Sheet

Motion to approve the minutes from the January 22, 2022 board meetings

Section:	I. Opening Items
Item:	C. Motion to approve the minutes from the January 22, 2022
board meetings	
Purpose:	Approve Minutes
Submitted by:	
Related Material:	Minutes for RSL Regular Board Meeting on January 22, 2022

APPROVED



Redesign Schools Louisiana

Minutes

RSL Regular Board Meeting

Date and Time

Saturday January 22, 2022 at 10:00 AM

Location

Via Zoom Link

[https://us06web.zoom.us/j/84043197755?](https://us06web.zoom.us/j/84043197755?pwd=cnpHYUZWbFFnWmovK2RkekFNSWV6QT09)

[pwd=cnpHYUZWbFFnWmovK2RkekFNSWV6QT09](https://us06web.zoom.us/j/84043197755?pwd=cnpHYUZWbFFnWmovK2RkekFNSWV6QT09)

Directors Present

A. McGaha (remote), G. Pope (remote), J. Chatelain (remote), M. Mullen (remote), P. Baldwin (remote)

Directors Absent

J. Miller, R. Orso

Guests Present

A. Beck (remote), A. Eason (remote), Andrea Johnson (remote), B. Turner (remote), Christina Faulk (remote), Denise Deno (remote), Jara Bode (remote), Latonya Palmer (remote), M. McNamara (remote)

I. Opening Items

A. Call the Meeting to Order

G. Pope called a meeting of the board of directors of Redesign Schools Louisiana to order on Saturday Jan 22, 2022 at 10:03 AM.

B. Record Attendance and Guests

C. Motion to approve the minutes from the December 18, 2021 board meetings

A. McGaha made a motion to approve the minutes from December 18, 2021 RSL Regular Board Meeting on 12-18-21.

P. Baldwin seconded the motion.
The board **VOTED** to approve the motion.

II. Items scheduled for receipt/information

A. Principal's Report

Principal Faulk presented the principal report for Dalton Elementary School
Principal Palmer presented the principal report for Glen Oaks Middle School

B. Superintendent's Academic Data Presentation

Dr. Beck presented the academic data presentation.

C. Finance Committee Meeting Update

Denise Deno went over the finances.

III. Items scheduled for action

A. Motion to Approve the Unaudited Financials through December 31, 2021

A. McGaha made a motion to Approve the unaudited financials through December 31, 2021.

J. Chatelain seconded the motion.

The board **VOTED** to approve the motion.

IV. Closing Items

A. Next Finance Committee Meeting: Sat., March 18, 2022 9:00am - 10:00am via Zoom

Meeting will be on March 19, 2022

B. Next Regular Board Meeting: Date and Location: Sat., March 18, 2022 at 10:00am - 11:00am via Zoom

Meeting will be on March 19, 2022

C. Adjourn Meeting

There being no further business to be transacted, and upon motion duly made, seconded and approved, the meeting was adjourned at 11:00 AM.

Respectfully Submitted,
G. Pope

Cover Sheet

Superintendent's Academic Data Presentation

Section:	II. Items scheduled for receipt/information
Item:	B. Superintendent's Academic Data Presentation
Purpose:	FYI
Submitted by:	
Related Material:	RSL Feb-March 2022 - Data Presentation.pptx

RSL September Board Report

Feb- March 2022

Enrollment

School	Total	As of
Lanier	248	3/16/2022
Dalton	219	3/16/2022
Glen Oaks	174	3/16/2022

Enrollment

Accurate enrollment counts ensure your school system receives correct funding.
For definitions of enrollment categories, hover over each row under Validation Measure Name.



SCHOOL SYSTEM	VALIDATION MEASURE NAME	END OF YEAR, 2021-2022	FEBRUARY MFP, 2021-2022	OCTOBER MFP, 2021-2022	END OF YEAR, 2020-2021
3AP	MFP enrollment	<u>Not Applicable</u>	607	657	Not Applicable
3AP	Total enrollment	<u>637</u>	644	695	748
3AP	Cumulative enrollment	<u>783</u>	783	767	828
3AP	Extension Academy enrollment	<u>0</u>	0	0	0

Dalton Attendance

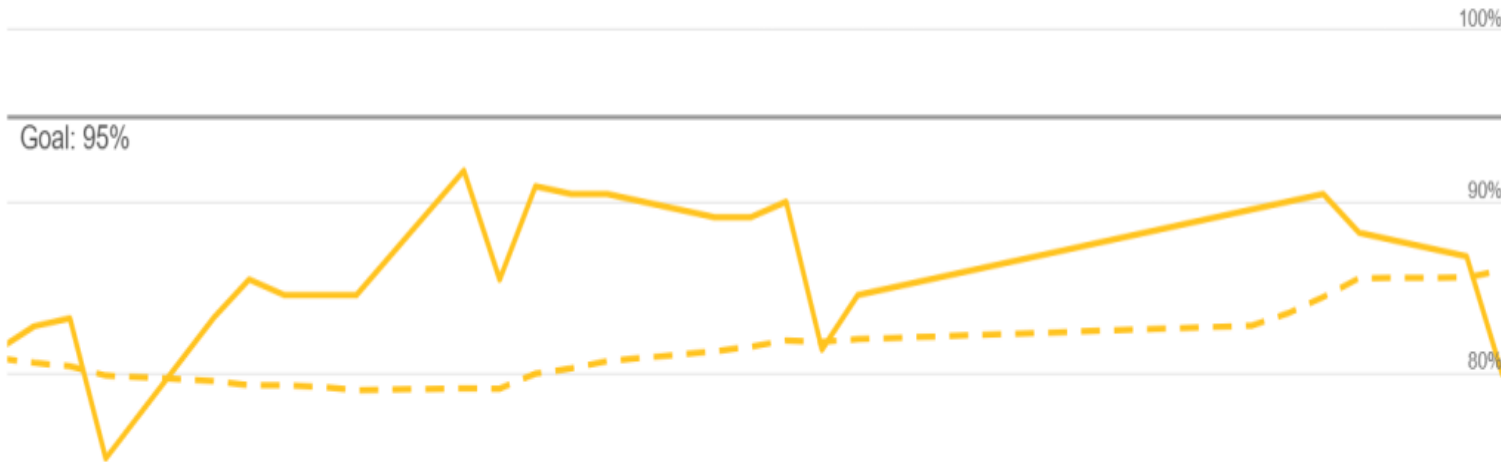
79.9% on Tuesday, March 15th
daily attendance

86.5% year to date
average daily attendance

What is our daily attendance?

1w 1m 3m 6m YTD

From 02/01/2022 To Mar 15, 2022



Lanier Attendance

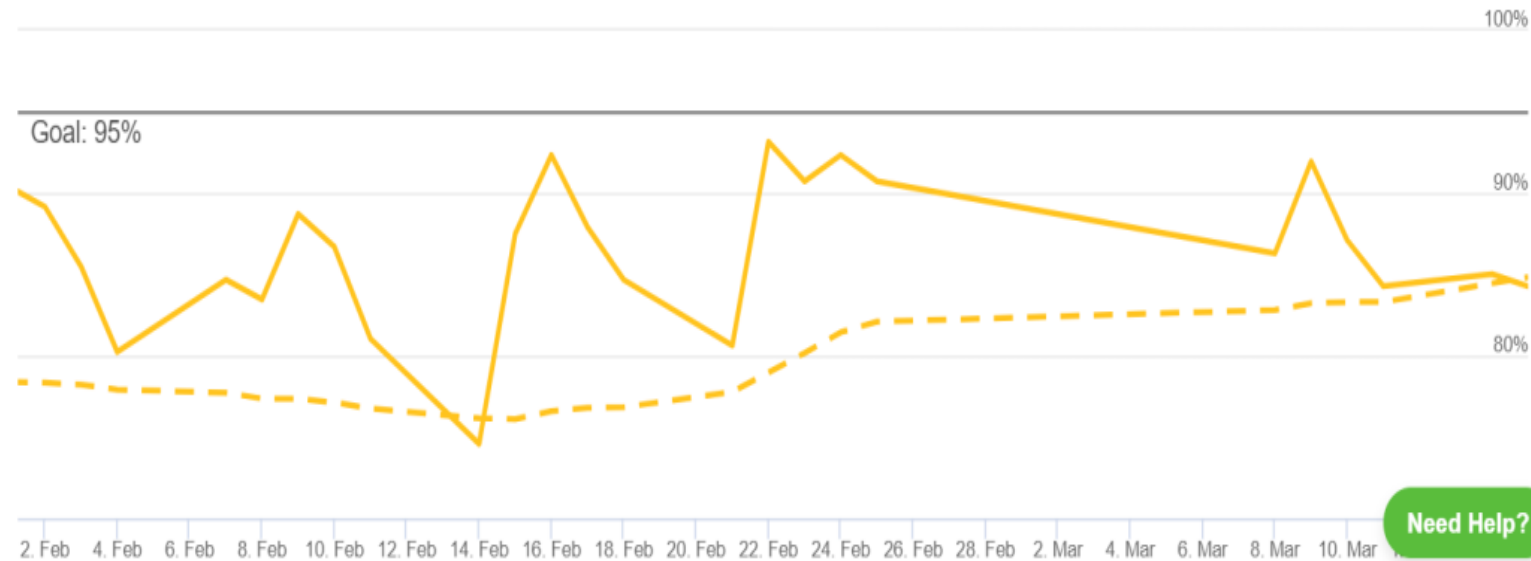
84.2% on Tuesday, March 15th
daily attendance

86.3% year to date
average daily attendance

What is our daily attendance?

1w 1m 3m 6m YTD

From To



Glen Oaks Attendance

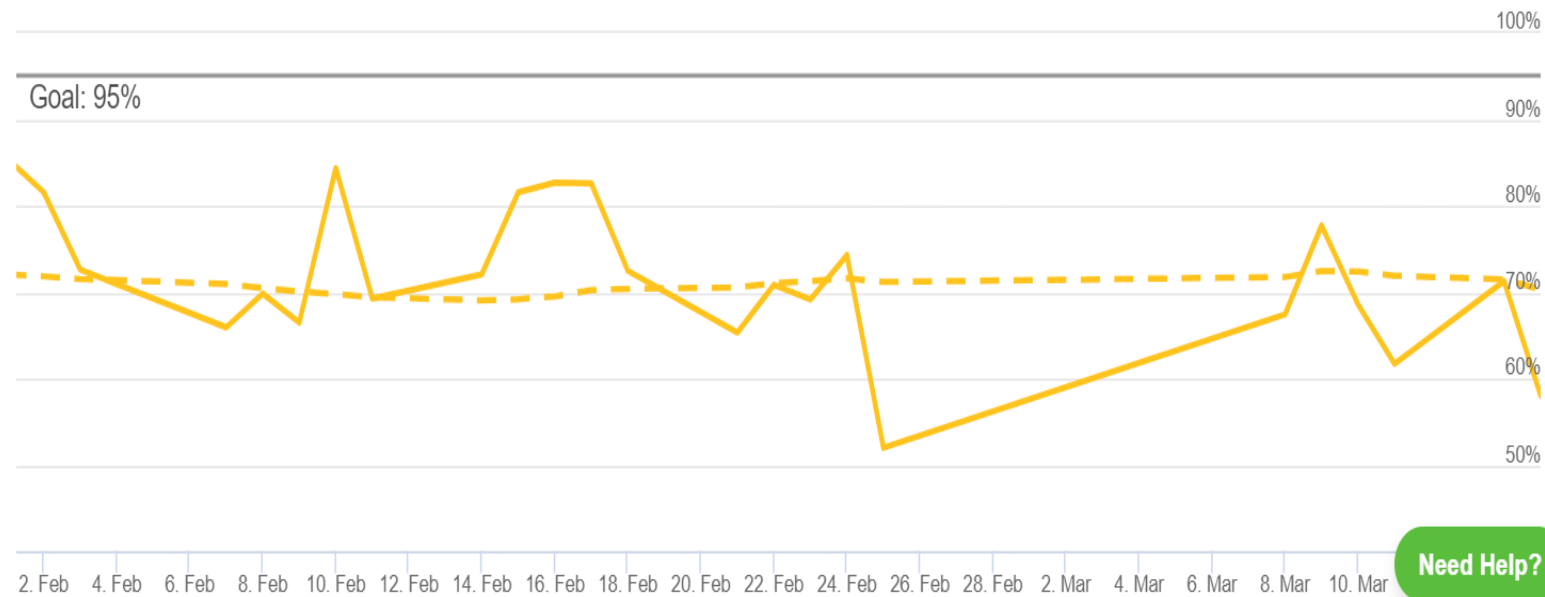
58.0% on Tuesday, March 15th
daily attendance

78.2% year to date
average daily attendance

What is our daily attendance?

1w 1m 3m 6m YTD

From 02/01/2022 To Mar 15, 2022



Weekly Data Digs-
weekly school
reports

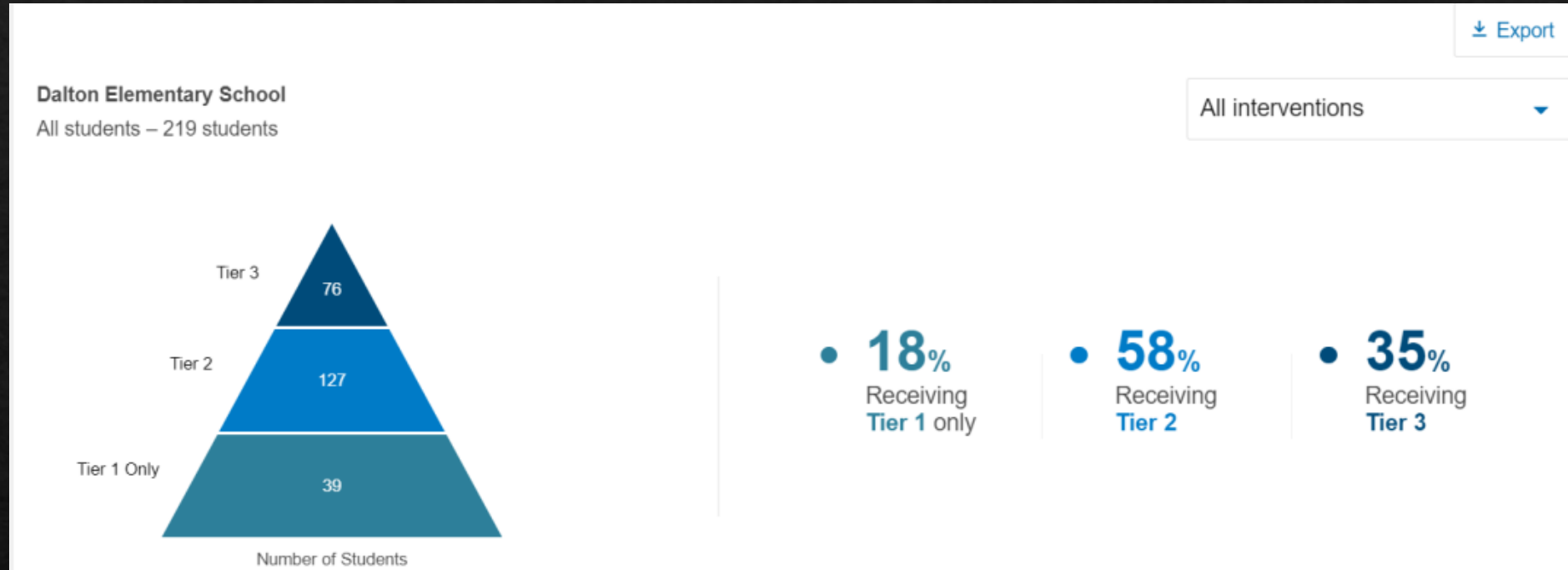
Redesign Review-
weekly newsletter for
RSL

Data Digs

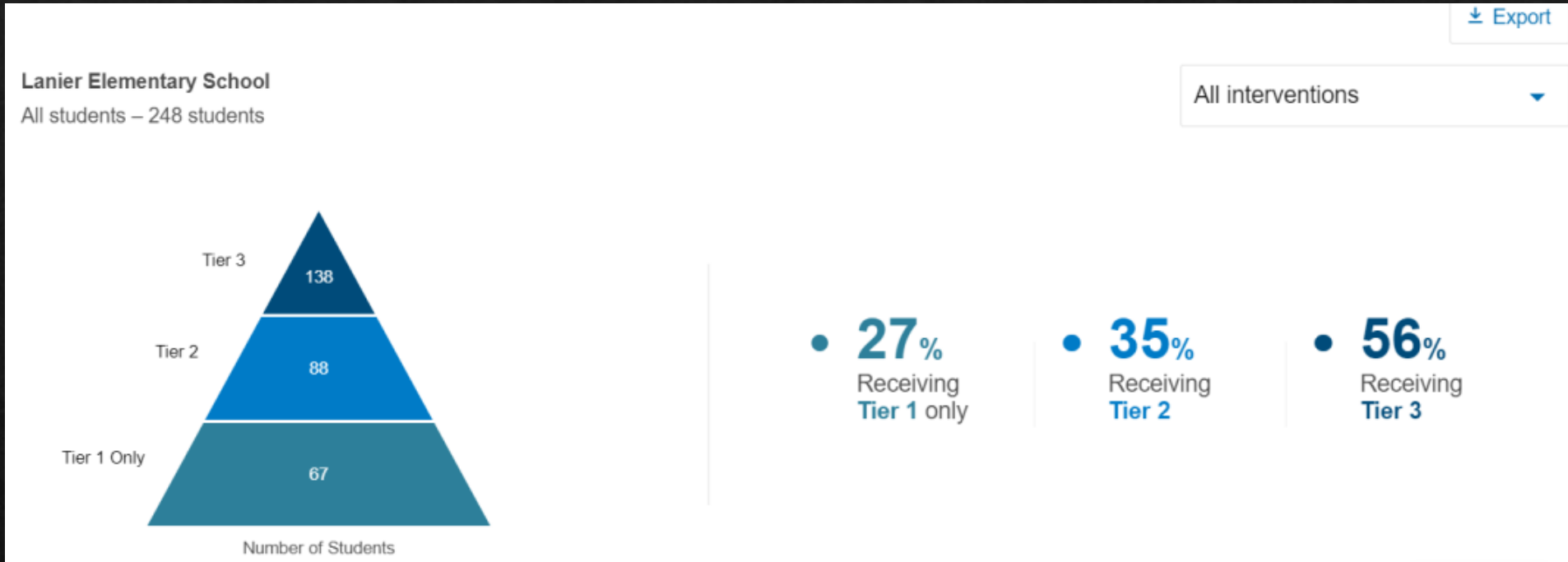
- Dalton Week of [03/14/2022](#)
- Dalton Week of [03/07/2022](#)
- Lanier Week of [03/14/2022](#)
- Lanier Week of [03/07/2022](#)
- GOMS Week of [03/14/2022](#)
- GOMS Week of [03/07/2022](#)

RSL Review


- [Week of 03/16/22](#)
- [Week of 03/09/22](#)
- [Week of 02/23/22](#)
- [Week of 02/16/22](#)
- [Week of 02/09/22](#)
- [Week of 02/01/22](#)
- [Week of 01/26/22](#)
- [Week of 01/20/22](#)



Dalton Tiered Intervention



Lanier Tiered Intervention

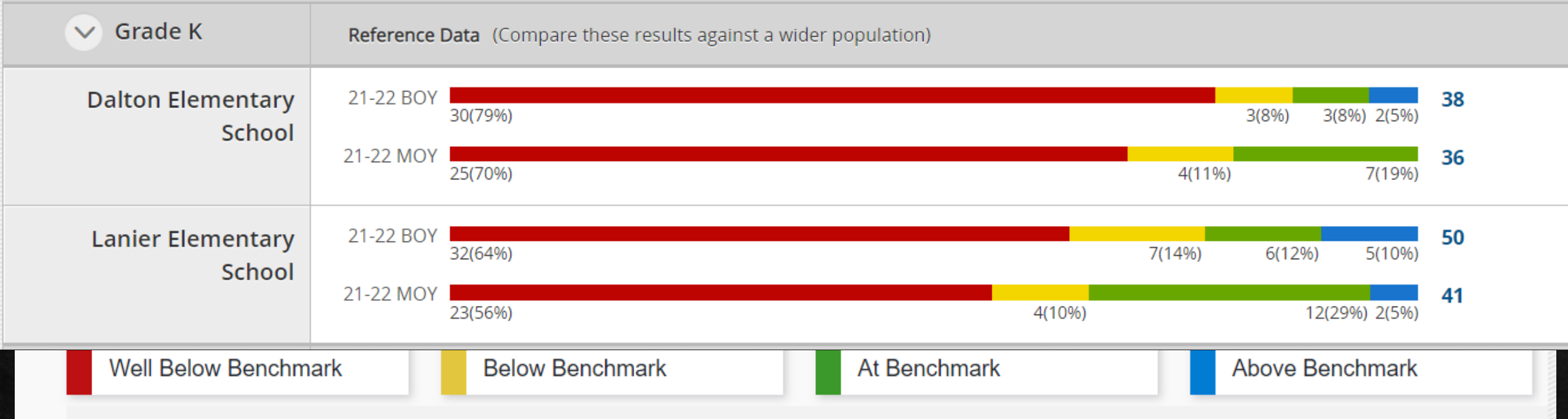


Glen Oaks Tiered Intervention

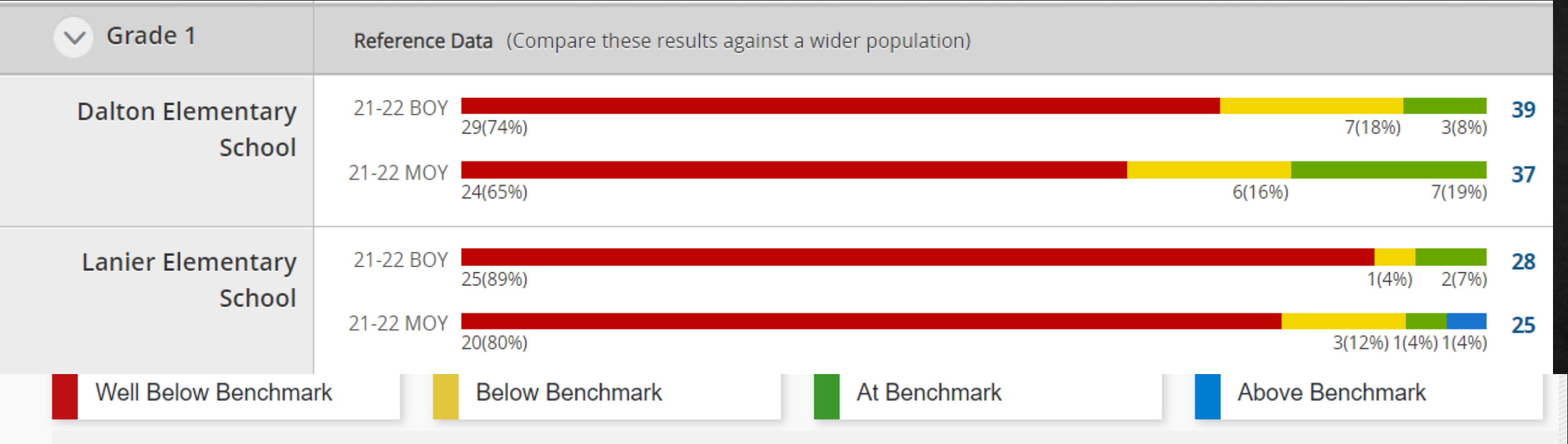
Leap 2025 Campus Overview

[Click here for
Practice Leap
2022 data](#)

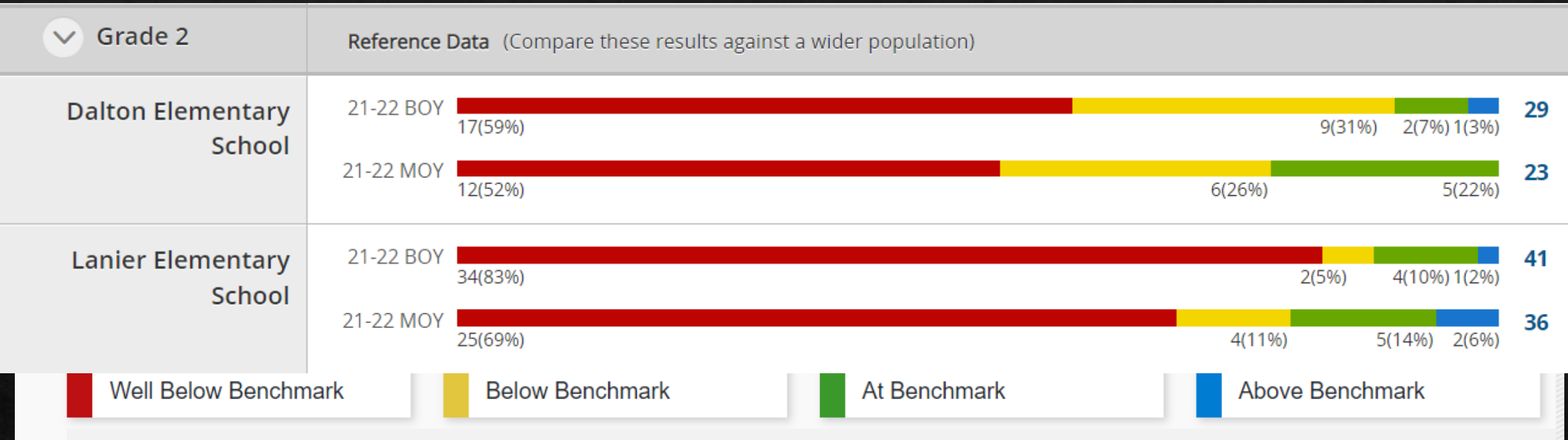
EdOps will send
this comparison
from interim to
practice test



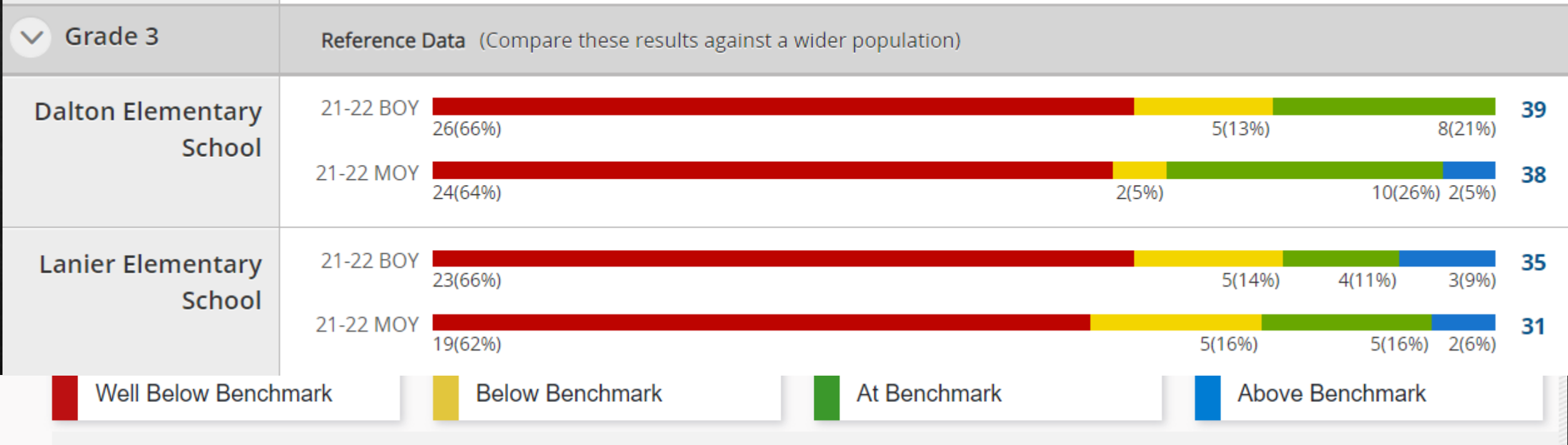
Grades K DIBELS



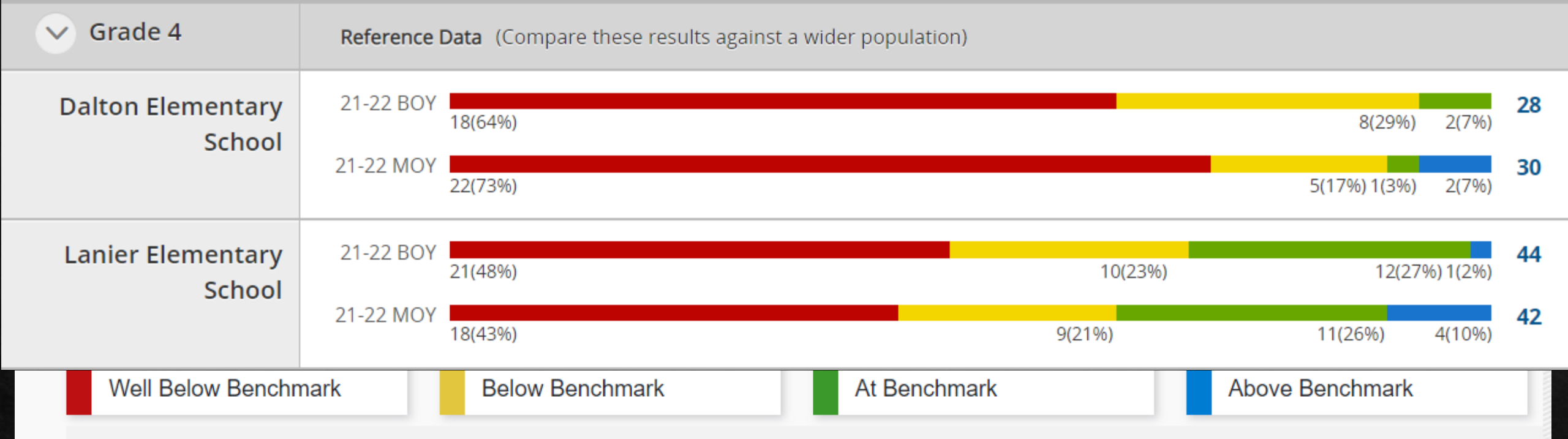
Grades 1 DIBELS



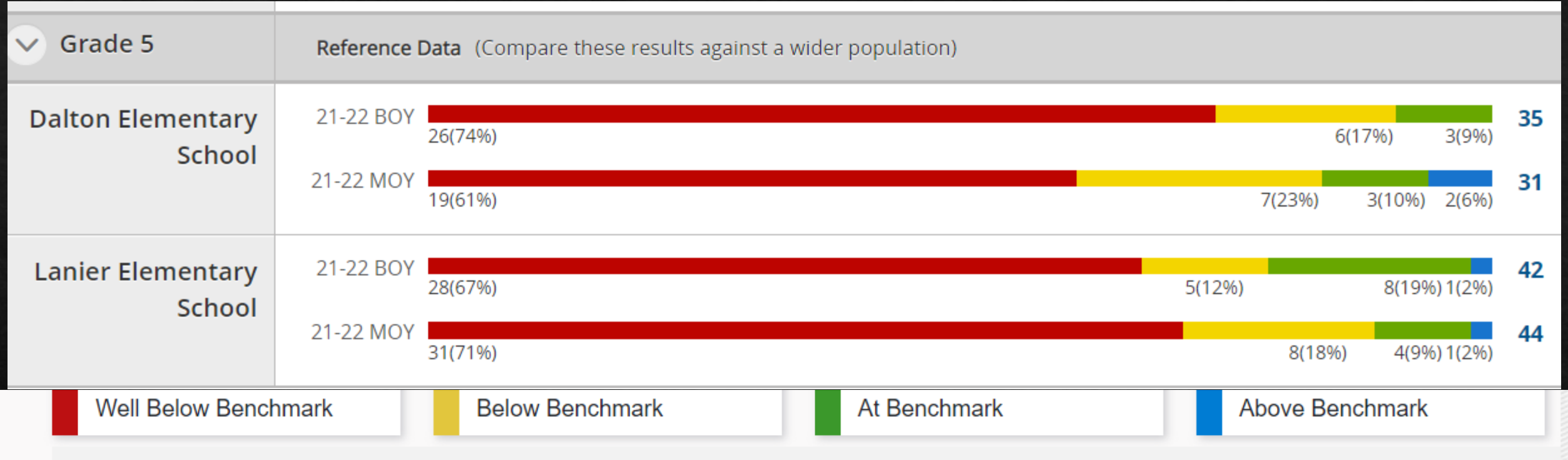
Grades 2 DIBELS



Grades 3 DIBELS



Grades 4 DIBELS



Grades 5 DIBELS

Interim Data

PLATFORM	ELA	MATH	SCIENCE	SOCIAL STUDIES
DRC State System	3 rd , 4 th , 5 th , 6 th , 8 th grade	3 rd , 4 th , 5 th , 6 th , 7 th , 8 th grade	3 rd , 4 th , 5 th , 6 th , 7 th , 8 th grade	3 rd , 4 th , 5 th , 6 th , 7 th , 8 th grade
Performance Matters	K, 1, 2 grade	K, 1, 2 grade		
Innovation Testing	7 th grade			

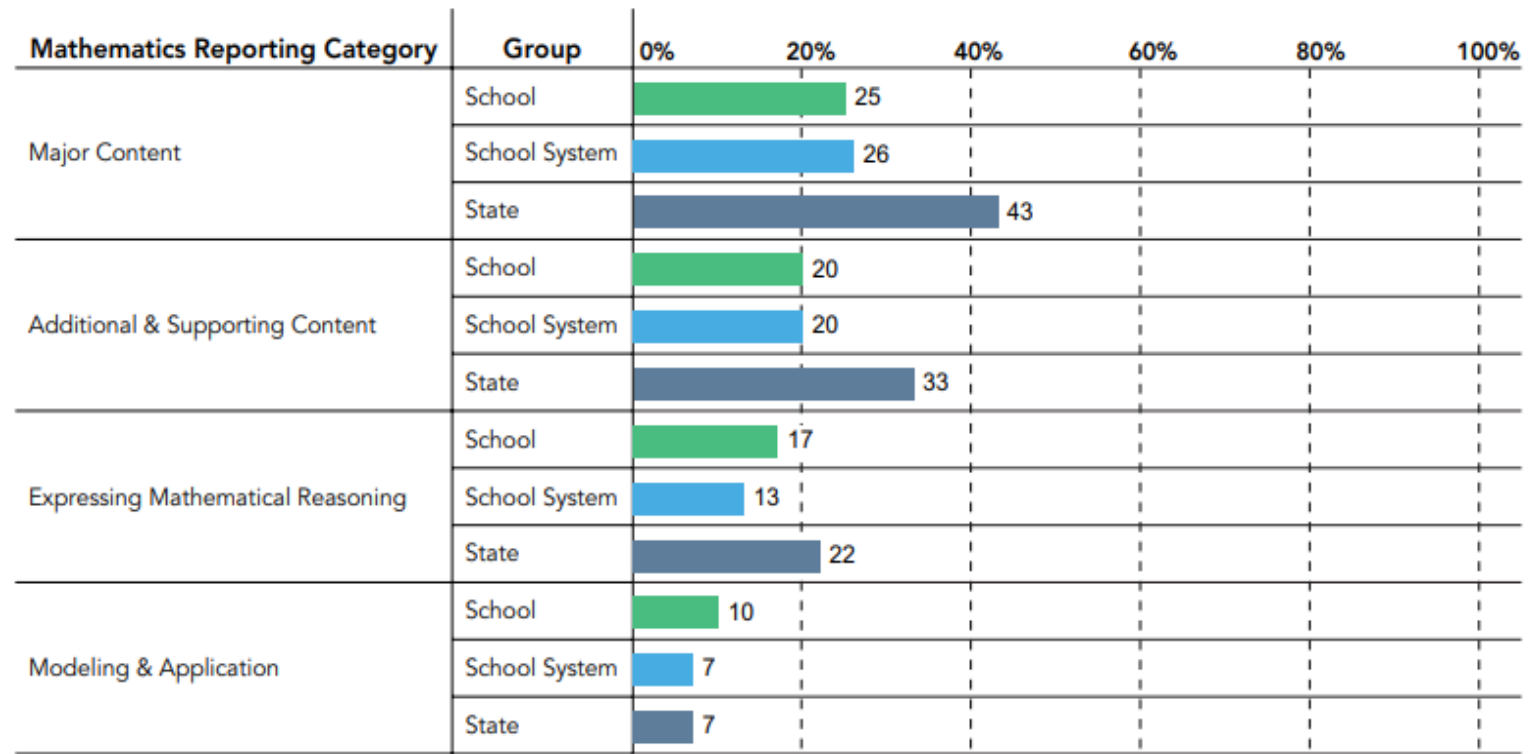
Performance Matters data includes all students enrolled in the grade level so Lanier and Dalton student scores are combined.

Lanier

Math Interim

Grade 4

AVERAGE PERCENT OF POINTS EARNED: SCHOOL, SCHOOL SYSTEM, AND STATE



POINTS EARNED BY REPORTING CATEGORY

Reporting Category	Average Points Earned	Average Percent of Points Earned	Reporting Category Description
Major Content	6.0 of 24	25%	Students solve problems involving the major content for the grade level.
Additional & Supporting Content	1.2 of 6	20%	Students solve problems involving the additional and supporting content for the grade level.
Expressing Mathematical Reasoning	1.0 of 6	17%	Students express mathematical reasoning by constructing mathematical arguments and critiques.
Modeling & Application	0.3 of 3	10%	Students solve real-world problems engaging particularly in the modeling practice.

Study Island Blue Ribbon Report

District Blue Ribbon Report (All Content)

Grade: All Grades

Report Period: 02/01/2022 - 03/16/2022

Custom Material.

School	Grade	Math	Reading	Science	Social Studies	Art	Computers	Health	All
Dalton Elementary a Redesign School	Total	314	256	43	140	0	0	0	753
Dalton Elementary a Redesign School	K	35	30	0	0	0	0	0	65
Dalton Elementary a Redesign School	1	86	101	0	0	0	0	0	187
Dalton Elementary a Redesign School	2	27	88	0	0	0	0	0	115
Dalton Elementary a Redesign School	3	5	6	1	92	0	0	0	104
Dalton Elementary a Redesign School	4	31	3	15	0	0	0	0	49
Dalton Elementary a Redesign School	5	130	28	27	48	0	0	0	233
GLEN OAKS MIDDLE A REDESIGN SCHOOL	Total	33	5	6	52	0	0	0	96
GLEN OAKS MIDDLE A REDESIGN SCHOOL	6	13	1	1	15	0	0	0	30
GLEN OAKS MIDDLE A REDESIGN SCHOOL	7	0	3	2	36	0	0	0	41
GLEN OAKS MIDDLE A REDESIGN SCHOOL	8	20	1	3	1	0	0	0	25
Lanier Elementary a Redesign School	Total	642	307	66	179	0	0	0	1,194
Lanier Elementary a Redesign School	K	24	13	1	0	0	0	0	38
Lanier Elementary a Redesign School	1	63	119	0	1	0	0	0	183
Lanier Elementary a Redesign School	2	0	2	0	0	0	0	0	2
Lanier Elementary a Redesign School	3	218	101	0	54	0	0	0	373
Lanier Elementary a Redesign School	4	22	2	0	0	0	0	0	24
Lanier Elementary a Redesign School	5	315	70	65	124	0	0	0	574

District Summary Report: All Activity by Subject

Report Filters

District: **REDESIGN SCHOOLS LOUISIANA**

Report Period: ☒ 02/01/2022 - 03/16/2022

[Update](#)



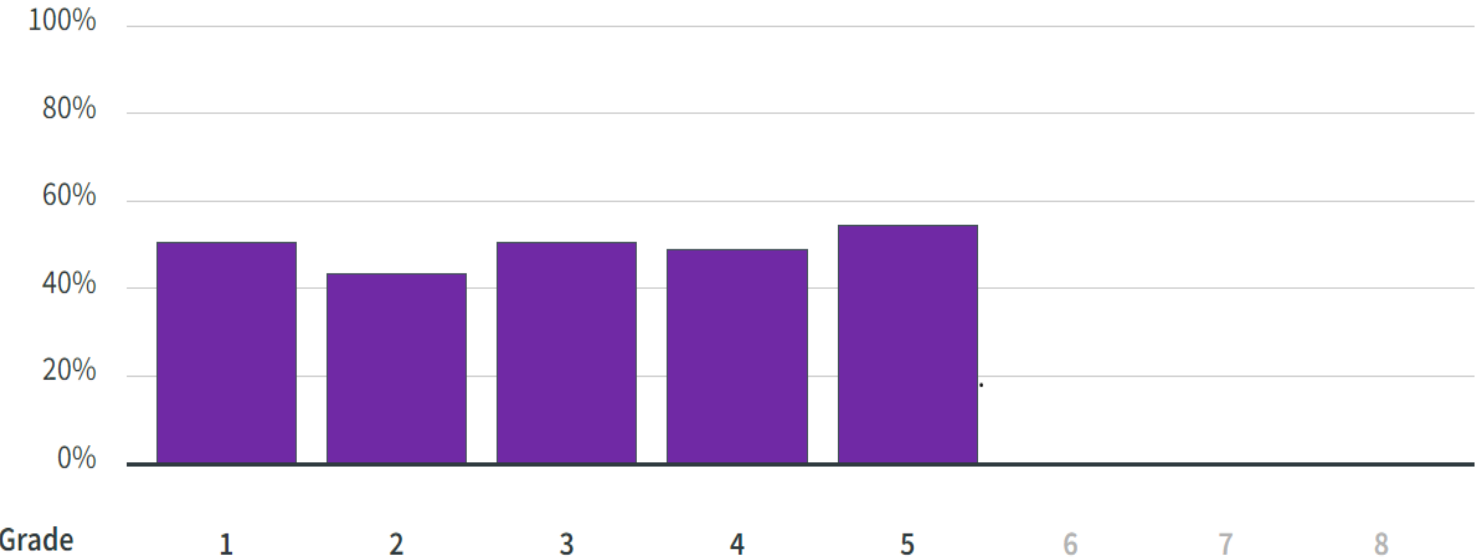
Subject	Sessions	Time Spent	Correct	Total	% Correct
Math	4,019	422:17:20	24,175	40,833	59.2%
Reading	3,587	427:55:39	24,930	42,597	58.5%
Science	597	62:57:43	3,241	6,131	52.8%
Social	1,569	184:59:18	11,932	19,800	60.2%
Total:	9,772	1098:10:00	64,278	109,361	58.7%

Study Island

Dalton Zearn Data

% OF STUDENTS COMPLETING 4+ LESSONS PER WEEK

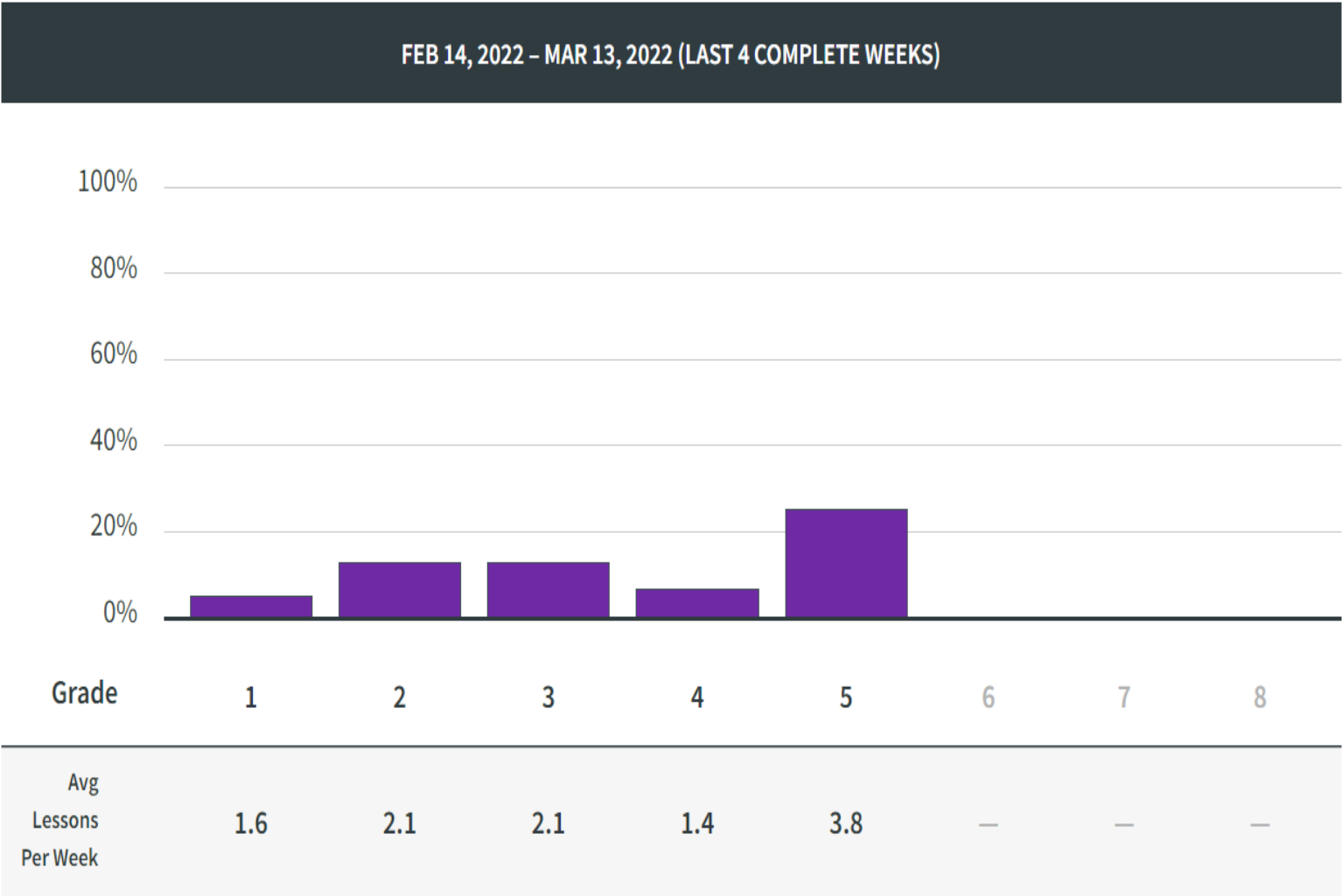
FEB 14, 2022 – MAR 13, 2022 (LAST 4 COMPLETE WEEKS)



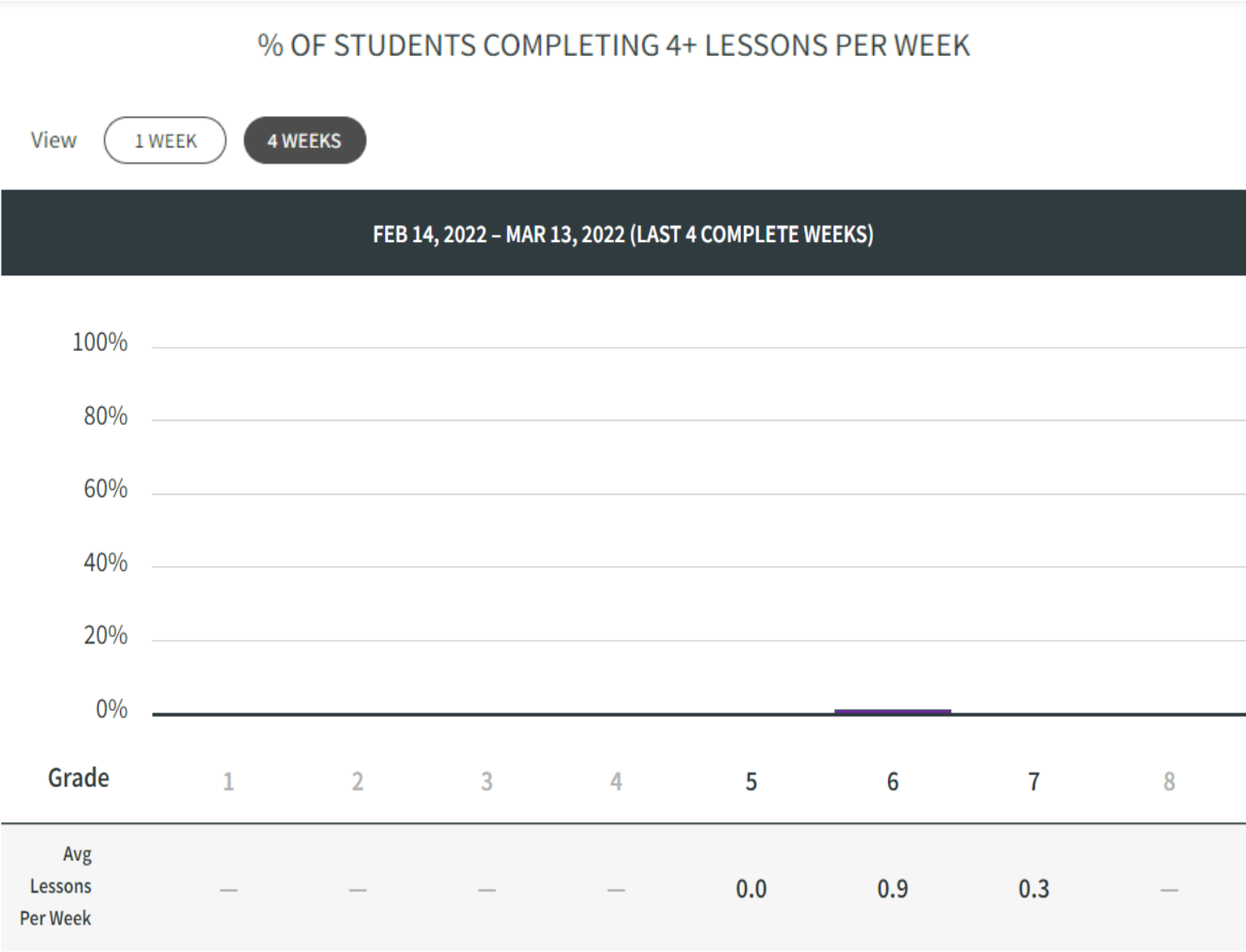
Avg Lessons Per Week	1	2	3	4	5	6	7	8
	3.2	3.5	3.9	3.6	3.4	—	—	—

Lanier Zearn Data

% OF STUDENTS COMPLETING 4+ LESSONS PER WEEK



GOMS Zearn Data



STI Math

12 students have completed
100% of St Math across
RSL

	How Many Students Played	Total Minutes Played	Total Puzzles Completed
Week of 03/07/2022 to 03/13/2022	367	32,057	13,690
This School Year	771	837,158	395,329

Grade	Average # of Minutes Played per Student During 03/07/2022 to 03/13/2022	Average # of Puzzles Completed per Student During 03/07/2022 to 03/13/2022	# of Students With Unresolved 'High-Tries' Alerts as of 03/13/2022	Average % Completion as of 03/13/2022
PK	0	0	0	0
K	32	21	5	19
1st	107	51	8	34
2nd	43	19	5	22
3rd	81	31	47	31
4th	57	19	16	18
5th	83	33	35	36
6th	1	0	5	14
7th	10	4	12	10
8th	15	6	6	15

Cover Sheet

Motion to Approve the Unaudited Financials through February 28, 2022

Section:	III. Items scheduled for action
Item:	A. Motion to Approve the Unaudited Financials through
February 28, 2022	
Purpose:	Vote
Submitted by:	
Related Material:	RSL - Monthly Presentation - February 2022.pptx
	RSL - Supplemental Report - February 2022.xlsx



February 2022 Financials

PREPARED **MARCH 2022** BY



- **Executive Summary**
- **Key Performance Indicators**
- **Forecast Overview**
- **Cash Forecast**
- **Appendix**

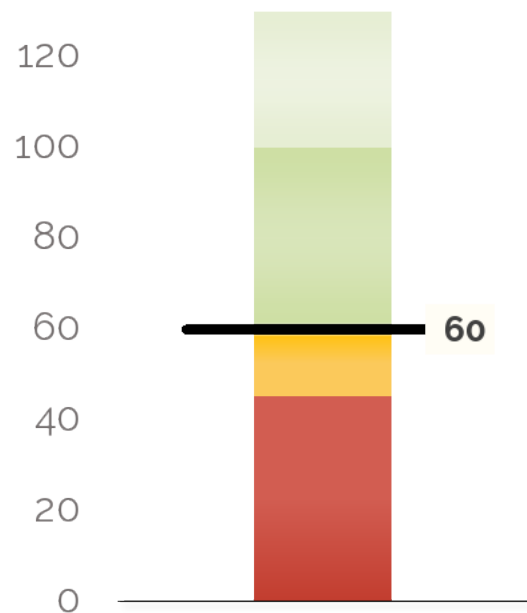
Executive Summary

- Lanier's MFP has been adjusted for the February 1ST student count. Lanier is project to complete the year with a surplus. Lanier is projected to end the year with a positive cash position.
- Dalton's MFP has been adjusted for the February 1ST student count. Dalton is project to complete the year with a surplus. Dalton is projected to end the year with a positive cash position.
- Glen Oaks' MFP has been adjusted for the February 1ST student count. Glen Oaks is project to complete the year with a surplus. Glen Oaks is projected to end the year with a positive cash position.

Key Performance Indicators

Days of Cash

Cash balance at year-end divided by average daily expenses

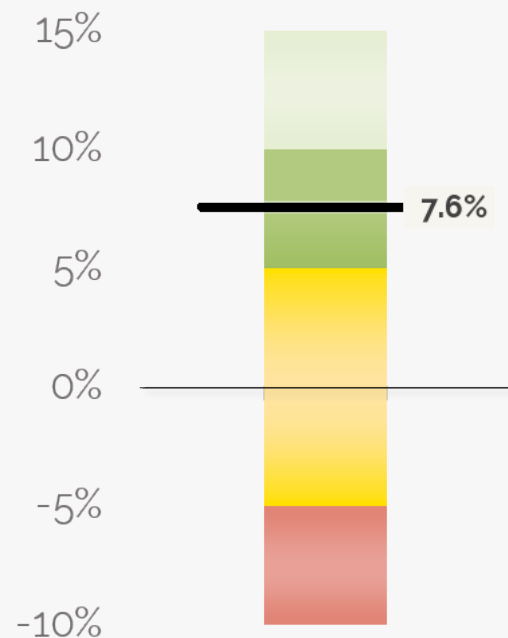


60 DAYS OF CASH AT YEAR'S END

The school will end the year with 60 days of cash. This is below the recommended 60 days

Gross Margin

Revenue less expenses, divided by revenue



7.6% GROSS MARGIN

The forecasted net income is \$952k, which is \$533k above the budget. It yields a 7.6% gross margin.

Forecast Overview

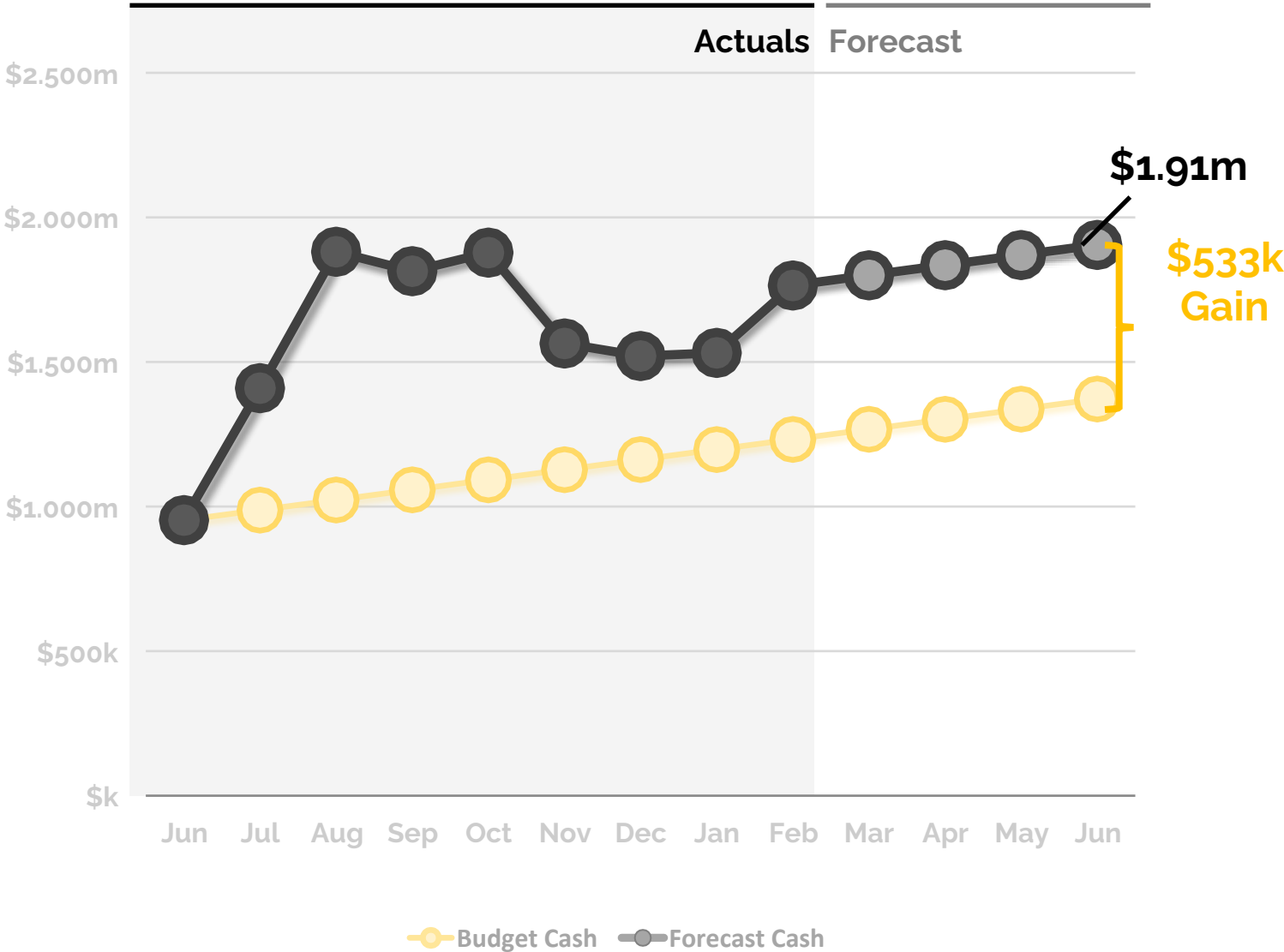


	Forecast	Budget	Variance	Variance Graphic	Comments
Revenue	\$12.6m	\$12.6m	-\$28k		No change in Budget
Expenses	\$11.6m	\$12.2m	\$561k		No change in Budget
Net Income	\$952k	\$419k	\$533k		
Cash Flow Adjustments	-0.03	0	-0.03		<Enter data here>
Change in Cash	\$952k	\$419k	\$533k		

60 Days of Cash at year's end

We forecast the school's year ending cash balance as **\$1.91m**, **\$533k** above budget.

<Enter data here>





QUESTIONS?

Please contact your EdOps Finance Specialist:

Denise Deno

denise@ed-ops.com

504-338-7990

© EdOps 2017-2020

Annotated Financials

	Year-To-Date			Annual Forecast			
	Actual	Budget	Variance	Forecast	Budget	Variance	Remaining
Revenue							
State and Local Revenue	5,508,789	5,065,000	443,790	7,234,416	7,597,500	(363,083)	1,725,627
Federal Revenue	1,225,854	3,273,052	(2,047,198)	5,244,860	4,909,578	335,283	4,019,006
Private Grants and Donations	-	-	-	-	-	-	-
Earned Fees	-	63,400	(63,400)	95,100	95,100	-	95,100
Total Revenue	6,734,643	8,401,451	(1,666,808)	12,574,377	12,602,177	(27,801)	5,839,733
Expenses							
Salaries	3,478,217	3,993,940	515,723	5,540,231	5,990,910	450,679	2,062,015
Benefits and Taxes	636,810	1,002,717	365,907	1,260,018	1,504,076	244,058	623,208
Staff-Related Costs	218,748	119,001	(99,746)	274,512	178,502	(96,010)	55,764
Rent	-	-	-	-	-	-	-
Occupancy Service	293,733	526,178	232,445	673,904	789,267	115,363	380,170
Direct Student Expense	1,142,688	1,714,389	571,702	2,571,594	2,571,584	(10)	1,428,907
Office & Business Expense	785,527	766,030	(19,497)	1,302,078	1,149,045	(153,033)	516,551
Total Ordinary Expenses	6,555,723	8,122,256	1,566,533	11,622,338	12,183,384	561,046	5,066,615
Net Operating Income	178,921	279,195	(3,233,341)	952,039	418,793	(588,847)	773,118
Extraordinary Expenses							
Capital Outlay	-	-	-	-	-	-	-
Total Extraordinary Expenses	-	-	-	-	-	-	-
Total Expenses	6,555,723	8,122,256	1,566,533	11,622,338	12,183,384	561,046	5,066,615
Net Income	178,921	279,195	(100,275)	952,039	418,793	533,245	773,118
Cash Flow Adjustments	632,936	-	632,936	(0)	-	(0)	(632,936)
Change in Cash	811,857	279,195	532,661	418,793	533,245	533,245	140,182

① REVENUE: \$28K BEHIND

No change in Budget

② EXPENSES: \$561K AHEAD

No change in Budget

③ NET INCOME: \$533K ahead

④ CASH ADJ:\$0K BEHIND

⑤ NET CHANGE IN CASH:
\$533K AHEAD

Income Statement	Actual								Forecast				TOTAL
	Jul	Aug	Sep	Oct	Nov	Dec	Jan	Feb	Mar	Apr	May	Jun	
Revenue													
State and Local Revenue	677,198	694,727	673,822	689,887	675,368	702,299	681,337	714,151	431,407	431,407	431,407	431,407	7,234,416
Federal Revenue	36,089	0	75,762	206,267	4,500	490,740	6,550	405,947	1,004,752	1,004,752	1,004,752	1,004,752	5,244,860
Earned Fees	0	0	0	0	0	0	0	0	23,775	23,775	23,775	23,775	95,100
Total Revenue	713,287	694,727	749,584	896,154	679,868	1,193,039	687,887	1,120,097	1,459,933	1,459,933	1,459,933	1,459,933	12,574,377
Expenses													
Salaries	81,540	367,485	474,275	465,854	473,039	491,722	687,158	437,144	515,504	515,504	515,504	515,504	5,540,231
Benefits and Taxes	9,474	121,419	127,912	101,807	47,207	10,743	128,377	89,871	155,802	155,802	155,802	155,802	1,260,018
Staff-Related Costs	37,023	67,999	3,291	42,434	21,963	34,710	10	11,317	13,941	13,941	13,941	13,941	274,512
Occupancy Service	18,845	42,982	34,114	46,399	42,795	29,399	44,215	34,984	95,043	95,043	95,043	95,043	673,904
Direct Student Expense	145,881	46,626	171,287	173,501	260,401	96,919	53,150	194,923	357,227	357,227	357,227	357,227	2,571,594
Office & Business Expense	139,446	165,099	72,975	77,922	128,071	73,440	44,558	84,016	129,138	129,138	129,138	129,138	1,302,078
Total Ordinary Expenses	432,208	811,611	883,852	907,917	973,476	736,935	957,469	852,255	1,266,654	1,266,654	1,266,654	1,266,654	11,622,338
Total Expenses	432,208	811,611	883,852	907,917	973,476	736,935	957,469	852,255	1,266,654	1,266,654	1,266,654	1,266,654	11,622,338
Net Income	281,079	-116,884	-134,268	-11,764	-293,607	456,104	-269,582	267,843	193,279	193,279	193,279	193,279	952,039
Cash Flow Adjustments	175,252	588,795	67,041	75,789	-20,450	-499,527	280,462	-34,425	40,154	40,154	40,154	40,154	793,552
Change in Cash	456,331	471,911	-67,228	64,026	-314,058	-43,423	10,880	233,418	233,433	233,433	233,433	233,433	1,745,590

	<i>Previous Year End</i>	<i>Current</i>
	<i>6/30/2021</i>	<i>2/28/2022</i>
Assets		
Current Assets		
Cash	953,077	1,764,934
Accounts Receivable	0	556,489
Total Current Assets	953,077	2,321,424
Total Assets	953,077	2,321,424
Liabilities and Equity		
Liabilities		
Current Liabilities		
Other Current Liabilities	0	215,666
Accounts Payable	0	180,208
Total Current Liabilities	0	395,874
Total Long-Term Liabilities	0	0
Total Liabilities	0	395,874
Equity		
Unrestricted Net Assets	953,077	1,746,629
Net Income	0	178,921
Total Equity	953,077	1,925,550

Notice

The following file is attached to this PDF. You will need to open this packet in an application that supports attachments to pdf files, e.g. [Adobe Reader](#):

RSL - Supplemental Report - February 2022.xlsx

Cover Sheet

Motion to Approve the 2022-2023 Year-Round Academic Calendar

Section: III. Items scheduled for action
Item: B. Motion to Approve the 2022-2023 Year-Round Academic Calendar
Purpose: Vote
Submitted by:
Related Material: Teacher Calendar 2022-2023 Year Round Calendar - Draft Final.pdf

	First/Last Day of School/Class Resumes
	Unfinished Learning Days
	Teacher Professional Development Day
	Parent Conferences/Back-to-School Night/Open House
	Intercession Breaks – NO SCHOOL
	Testing Days (Benchmark, PBA, State Testing)



Redesign Schools Louisiana Teacher and Professional Development Calendar 2022-2023

June 2022/ July 2022

Sun	Mon	Tue	Wed	Thu	Fri	Sat
	27	28	29	30	1	2
3	4	5	6	7	8	9
10	11	12	13	14	15	16
17	18	19	20	21	22	23
24/31	25	26	27	28	29	30

August 2022

Sun	Mon	Tue	Wed	Thu	Fri	Sat
	1	2	3	4	5	6
7	8	9	10	11	12	13
14	15	16	17	18	19	20
21	22	23	24	25	26	27
28	29	30	31			

September 2022

Sun	Mon	Tue	We	Thu	Fri	Sat
				1	2	3
4	5	6	7	8	9	10
11	12	13	14	15	16	17
18	19	20	21	22	23	24
25	26	27	28	29	30	

October 2022

Sun	Mon	Tue	Wed	Thu	Fri	Sat
						1
2	3	4	5	6	7	8
9	10	11	12	13	14	15
16	17	18	19	20	21	22
23	24	25	26	27	28	29
30	31					

November 2022

Sun	Mon	Tue	Wed	Thu	Fri	Sat
		1	2	3	4	5
6	7	8	9	10	11	12
13	14	15	16	17	18	19
20	21	22	23	24	25	26
27	28	29	30			

December 2022

Sun	Mon	Tue	Wed	Thu	Fri	Sat
				1	2	3
4	5	6	7	8	9	10
11	12	13	14	15	16	17
18	19	20	21	22	23	24
25	26	27	28	29	30	31

July 2022

- 6/29/2022-7/8/2022 – Summer Break (All Employees)
- 7/11/2022- 7/15/2022 – Teacher PD
- 7/18/2022- Pupil Free Day; First day of Work Agreement
- 7/18/2022- Meet and Greet
- 7/19/2022- First Day of School for Students
- 7/19/2022 – 7/29/2022 – Unfinished Learning
- 7/18/2022-7/29/2022 – Leap 360 Diagnostics (3rd – 8th) + K-3 Dibels + K DRDP + Pre K TS Gold
July – 9 Instructional Days

August 2022

- 8/10/2022- Back to School Night
- 8/26/2022- Progress Reports and K-3 Dibels + K DRDP + Pre K TS Gold Completed Testing
- 8/29/2022- 8/31/2022- Break
August – 20 Instructional Days

September 2022

- 9/1/2022 – 9/6/2022 – Break (Continues)
- 9/7/2022 – Teacher PD
- 9/30/2022 - K-3 Dibels + K DRDP + Pre K TS Gold Due to the State
- September – 17 Instructional Days

October 2022

- 10/7/2022 – Teacher PD
- 10/10/2022 – Fall Break
- 10/11/2022-10/14/2022 – Interims
- 10/17/2022 – 10/28/2022 – IAP Testing 1
- 10/28/2022 - End of Trimester 1
- 10/31/2022- Halloween Break
October – 18 Instructional Days

November 2022

- 11/1/2022- Halloween Break
- 11/1/2022 – Parent Conferences (11:00am – 5:30pm)
- 10/7/2022 – All Day PD
- 11/8/2022 – Election Day
- 11/21/2022-11/25/2022 – Thanksgiving Break
November – 14 Instructional Day

December 2022

- 12/21/2022 – Professional Development
- 12/20/2022 – Progress Reports
- 12/21/2022 – All Day PD
- 12/22/2022-12/31/2022 – Winter Break
December – 14 Instructional Day



January 2023

Sun	Mon	Tue	Wed	Thu	Fri	Sat
1	2	3	4	5	6	7
8	9	10	11	12	13	14
15	16	17	18	19	20	21
22	23	24	25	26	27	28
29	30	31				

January 2023

- 1/2/2023-1/4/2023 – Winter Break (Continues)
 - 1/5/2023- Return of Students to School
 - 1/5/2023-1/6/2023- Unfinished Learning
 - 1/16/2023 – Martin Luther King, Jr. Holiday
 - 1/17/2023 – 1/18/2023 – DIBELS Winter
 - 1/23/2023 – 1/31/2023 – IAP Testing 2
- January –18 Instructional Days

February 2023

Sun	Mon	Tue	Wed	Thu	Fri	Sat
			1	2	3	4
5	6	7	8	9	10	11
12	13	14	15	16	17	18
19	20	21	22	23	24	25
26	27	28				

February 2023

- 2/1/2023 – 2/3/2023 – IAP Testing 2
 - 2/13/2023 – 2/28/2023 -ELPT and Leap Connect/LLA1
 - 2/17/2023 – Professional Development
 - 2/20/2023-2/24/2023 – Mardi Gras Holiday
 - 2/28/2023 - End of Trimester 2
- February – 14 Instructional Days

March 2023

Sun	Mon	Tue	Wed	Thu	Fri	Sat
			1	2	3	4
5	6	7	8	9	10	11
12	13	14	15	16	17	18
19	20	21	22	23	24	25
26	27	28	29	30	31	

March 2023

- 3/1/2023 – 3/24/2023 -ELPT and Leap Connect/LLA1
 - 3/6/2023-3/17/2023 – Leap 360 Full length Test
 - 3/10/2023 – Parent Conferences (Select Families)
 - 3/24/2023 – Teacher Professional Development
- March – 22 Instructional Days

April 2023

Sun	Mon	Tue	Wed	Thu	Fri	Sat
						1
2	3	4	5	6	7	8
9	10	11	12	13	14	15
16	17	18	19	20	21	22
23/30	24	25	26	27	28	29

April 2023

- 4/6/2023 – Progress Reports
 - 4/7/2023-4/14/2023 – Spring Break
 - 4/25/2023-4/28/2023 - LEAP Spring Testing CBT 3rd-8th
- April – 14 Instructional Days

May 2023

Sun	Mon	Tue	Wed	Thu	Fri	Sat
	1	2	3	4	5	6
7	8	9	10	11	12	13
14	15	16	17	18	19	20
21	22	23	24	25	26	27
28	29	30	31			

May 2023

- 5/1/2023-5/24/2023 - LEAP Spring Testing CBT 3rd-8th
 - 5/26/2023 – 5/31/2023- Memorial Day Holiday
- May – 19 Instructional Days

June 2023

Sun	Mon	Tue	Wed	Thu	Fri	Sat
				1	2	3
4	5	6	7	8	9	10
11	12	13	14	15	16	17
18	19	20	21	22	23	24
25	26	27	28	29	30	

June 2023

- 6/1/2023-6/9/2023 – Unfinished Learning
 - 6/9/2023-Last Day of School – End of Trimester 3
 - 6/19/2023-6/30/2023- Summer Break
- June – 7 Instructional Days

July 2023

Sun	Mon	Tue	Wed	Thu	Fri	Sat
						1
2	3	4	5	6	7	8
9	10	11	12	13	14	15
16	17	18	19	20	21	22
23/30	24/31	25	26	27	28	29

July 2023

- 7/3/2023- 7/7/2023- Summer Break
- 7/10/2023-7/14/2023- Professional Development
- 7/17/2023 – Meet and Greet; First Day of Contract
- 7/18/2023- First day of school
- 7/18/2023 – 7/28/2023 – Unfinished Learning

186 Instructional Days

410 Instructional Minutes a day (20 min lunch and 20 min bathroom/transition taken from 450 minutes)

75,850 Instructional Minutes total

School Hours 8:00am – 3:30pm



DRAFT